

IndustryNews

Bruker Completes Acquisition of Center for Tribology, Inc.

Bruker Corporation announced the closing of its acquisition of Center for Tribology, Inc., a privately held tribology and mechanical testing company. It has now become a part of the Bruker Nano Surfaces division, joining the current AFM (atomic force microscope) and stylus and optical metrology businesses. Dr. Norm Gitis, the founder and CEO of CETR, has joined Bruker as vice president and general manager of the new Bruker Tribology & Mechanical Testing business.

Bruker Corporation
www.bruker.com

Navitar Grants Trademark License for Hoffman Modulation Contrast® (HMC®) to Carl Zeiss

Navitar, Inc., a global leader in optical technology, today announced a new licensing agreement with German optics manufacturer Carl Zeiss MicroImaging GmbH. Under the terms of the contract, Carl Zeiss will license Navitar's Hoffman Modulation Contrast® (HMC®) trademark for use in their iHMC product line. Zeiss will manufacture objectives, modulators, slit apertures, and condensers using the HMC technology and distribute and sell them under the iHMC name.


Navitar, Inc.
www.navitar.com

FEI and GEOLOG Enter into Joint Development Program

The Natural Resources Business Unit of FEI Company and GEOLOG International BV have entered into a joint development program to conduct field tests of the QEMSCAN® WellSite™ analysis solution. GEOLOG, an independent oil field services company, provides advanced surface logging capabilities used by drilling companies to minimize the drilling time and cost of oil and gas wells. GEOLOG will use the QEMSCAN WellSite solution to enhance its surface logging services with automated rock and mineral analysis.

FEI Company
www.fei-natural-resources.com

JEOL Opens New Office in Brasil



JEOL USA and its parent company JEOL Ltd. (Akishima, Japan) have opened an office in Sao Paulo, Brazil, to support its growing installed base there and have relocated the personnel to a new facility this month. JEOL has enjoyed a 40-year history in Brazil.

As the number of JEOL customers has continued to grow in the region, the company decided to provide direct support through JEOL service engineers and administrative and sales personnel.

JEOL BRASIL Instrumentos Cientificos Ltda
www.Jeolusa.com

Navitar Inc. Reports Continued Growth and Expansion

Navitar, Inc. reports growth in revenue and bookings as they continue to expand their client base and product offerings within the biotechnology and life sciences markets. Overall company sales have grown 25% over the last 5 years, with international business accounting for as much as 50% of total revenues. The company attributes its growth to entry into new markets, expansion of custom optic design and manufacturing capabilities, and continual evolution of their product offerings.

Navitar, Inc.
www.navitar.com

SiMPore Awarded NIH Grant to Develop Next Generation of Cell Culture System

SiMPore Inc. has been awarded a phase 1 SBIR grant from the National Institutes of Health (NIH) to develop a microarray cell culture system. SiMPore will examine methods to create micro-patterned walls in order to expand SiMPore's ultrathin membrane offerings from 4 wells, currently available in CytoVu® imaging slides, into a microarray format of 96 or 384 wells. These new microarrays would fill a need for high throughput or single-cell studies.

SiMPore, Inc.
www.simpore.com

Carl Zeiss Obtains License from University of California for Illumination Technique

Carl Zeiss has received a license from the University of California in San Francisco for the commercialization of "Multidirectional Selective Plane Illumination Microscopy," an advanced illumination technique for light sheet fluorescence microscopy. Light sheet fluorescence microscopy is a relatively new application for the life sciences. It is ideally suited for live imaging of fluorescently labelled specimens up to millimeters in size. Specimens can be imaged for days under certain physiological conditions.

Carl Zeiss MicroImaging, LLC
www.zeiss.com/micro


CRAIC Technologies Introduces Live Chat for Faster, Improved Online Customer Support



CRAIC Technologies announced the introduction of a live chat feature on its website microspectra.com. This feature allows customers and prospective customers browsing the website to ask CRAIC Technologies customer support representatives questions and receive a prompt response. Available during normal business hours, CRAIC Technologies live chat feature will allow you to converse directly with the experts from CRAIC Technologies on topics from basic principles to advanced technical support questions.

CRAIC Technologies, Inc.
www.microspectra.com

Oxford Instruments Launches Educational Site www.ebsd.com



Oxford has launched an educational website www.ebsd.com. The website covers the underlying physics and the various applications of the technology for anyone interested in EBSD—from students and newcomers, through lab managers, to experts striving to better understand and use the technology. It shows how to prepare samples, goes through a typical EBSD session, and then shows how the results are interpreted. Information is given in a step-by-step approach and the site is packed with interactive simulations, animations, and video demonstrations.

Oxford Instruments NanoAnalysis
www.oxford-instruments.com

Mobius Photonics Laser Source Used in Super-Resolution Microscopy Experiments at Max Planck Institute

Mobius Photonics, an innovative producer of short pulsed fiber laser sources (IR, green, and UV laser), announces that its “G1R2” laser source has been used in super-resolution microscopy experiments at the Max Planck Institute for Biophysical Chemistry (Göttingen, Germany). The experiments demonstrated that a laser-based fluorescence microscopy technique called stimulated emission depletion (STED) microscopy could be used to image intact, living, multicellular organisms.


Mobius Photonics, Inc.
www.mobiusphotonics.com

Lumen Dynamics Sells Burleigh® Product Line

Lumen Dynamics Group Inc. announced that it has sold its Burleigh® product line to Thorlabs Inc., a leader in photonics equipment for the scientific market. Burleigh® products include piezoelectric micromanipulators and microscope mounting systems for the life science research market. The divestiture will allow the Burleigh® product line to be more strategically developed. Lumen Dynamics will continue to focus on its industry leading brands, X-Cite®, OmniCure®, and Excelerate® and strengthen its global leadership in delivering innovative light solutions.

Lumen Dynamics
www.LDGI.com

ConfoMap Surface Analysis Software for ZEISS Microscopes



Carl Zeiss and Digital Surf signed an agreement enabling Carl Zeiss to provide ConfoMap® software. ConfoMap® is a surface imaging and analysis software for confocal microscopes and compound microscopes for topographical research. The standard ConfoMap® ST package includes numerous analytical studies. Geometric studies calculate distances, angles, areas, volumes, and step heights on 2D profiles and 3D surfaces. Functional studies facilitate the assessment of friction and wear on engineering surfaces.

Carl Zeiss Microlmaging, LLC
www.zeiss.com/micro

PI Acquires a Majority Share in Micro-Positioning Specialist miCos



PI (Physik Instrumente) recently acquired a majority share of micropositioning/ motion control specialist miCos GmbH in Eschbach, Germany. The acquisition allows Karlsruhe-based PI to supplement its extensive nanopositioning and micropositioning portfolio with the products and expertise of a leader in the field of vacuum precision positioning applications and system integration. PI's product range of fast, high-precision positioning system solutions is particularly expanded in the area of air bearing technology and electromagnetic linear motors.

PI, LP
www.physikinstrumente.com

Open-Access Publication in JoVE Receives Sponsorship from Carl Zeiss Microlmaging

The *Journal of Visualized Experiments* will partner with Carl Zeiss Microscopy to support the sharing of scientific information through open access. JoVE is the first and only peer-reviewed video journal indexed in PubMed and MEDLINE. Zeiss will sponsor the publication of three open-access video articles. Though the cost of the video is being sponsored, the final articles will undergo the same rigorous peer-review process as other JoVE content.


Journal of Visualized Experiments (JoVE)
www.JoVE.com

New EMS Catalog

Electron Microscopy Sciences introduced Catalog XVI 2011, the most complete collection of products for light microscopy, histology and electron microscopy and general biological and materials research. With over 12,000 products and over 2,000 new unique items, this catalog is truly an encyclopedia every lab should have on the shelf. The expanded and revised histology section contains an extensive collection of prepared stains and fixatives, tissue baths, laboratory ovens, processing cassettes, slide staining equipment, and sectioning accessories and equipment.

Electron Microscopy Sciences
www.emsdiasum.com

Topcon Partners with BioBus to Offer Aquila Hybrid SEM Microscope



Topcon Positioning Systems (TPS) is providing its unique Aquila hybrid microscope (optical and scanning electron microscope [SEM]) for use on the BioBus, a mobile education laboratory. The BioBus, the creation of Cell Motion Laboratories, Inc., is a non-profit organization dedicated to “bringing fun and excitement of scientific experimentation to all people,” according to Dr. Ben Dubin-Thaler, the organization’s founder. Topcon introduced the Aquila hybrid SEM to the North American market in July.

Topcon Positioning Systems, Inc.
www.biobus.org and www.topconsem.com