

# The Canadian Journal of Neurological Sciences

# Le Journal Canadien des Sciences Neurologiques

- **Diabetic Neuropathy** 1
- **Stepping in Parkinson's Disease** 8
- **Arteriovenous Malformations  
in Childhood** 40
- **Recovery of Stroke Hemiplegia** 57
- **Table of Contents** page i



**XXVIIth Canadian Congress of  
Neurological Sciences  
June 25-28, 1992  
Winnipeg, Manitoba**

## **The Official Journal of**

The Canadian Neurological Society  
The Canadian Neurosurgical Society  
The Canadian Society of Clinical Neurophysiologists  
The Canadian Association for Child Neurology

**Volume 19, No. 1**

**February 1992**

# To a parkinsonian patient, a little help means a lot.

*Adding Parlodel to levodopa  
can improve symptom control.  
Because you want to help  
your patient get more out of  
life's little pleasures.*



Add

**PARLODEL**<sup>®</sup>   
(bromocriptine mesylate)

Because quality of life is the issue.

 **SANDOZ**  

Sandoz Canada Inc., P.O. Box 385, Dorval, Quebec H9R 4P5



## Table of Contents

Message from the Editor .....	xvii
List of Ad Hoc Reviewers .....	xviii
<b>SPECIAL FEATURE</b>	
1991 Richardson Lecture — Diabetic Neuropathy: Models, Mechanisms and Mayhem <i>P.K. Thomas</i> .....	1
<b>ORIGINAL ARTICLES</b>	
The Organization of Stepping in Patients with Parkinson's Disease: Bradykinesia or Discoordination? <i>Anne Beuter, Lise Carrière, Bradford McFadyen and Serge Gauthier</i> .....	8
Proteolytic Activity During the Growth of C6 Astrocytoma in the Murine Spheroid Implantation Model <i>Indrasen S. Vaithilingam, Warren McDonald, Eric C. Stroude, Robert A. Cook and Rolando F. Del Maestro</i> .....	17
Crown of Microfilaments in the Extending Cytoplasmic Processes of Medulloblastoma Glial Progenitors <i>Bernard L. Maria, Robert Cumming and Loretta Sukhu</i> .....	23
A Comparison of CT Contrast Enhancement and BUDR Labeling Indices in Moderately and Highly Anaplastic Astrocytomas of the Cerebral Hemispheres <i>Michael W. McDermott, Hendrikus G.J. Krouwer, Akio Asai, Satoyuki Ito, Takao Hoshino and Michael D. Prados</i> .....	34
Arteriovenous Malformations of the Brain in Children: A Forty Year Experience <i>Douglas Kondziolka, Robin P. Humphreys, Harold J. Hoffman, E. Bruce Hendrick and James M. Drake</i> .....	40
Is Cerebral Arteritis the Cause of the Landau-Kleffner Syndrome? Four Cases in Childhood with Angiographic Study <i>Ignacio Pascual-Castroviejo, V. López Martín, A. Martínez Bermejo and A. Pérez Higuera</i> .....	46
Lesions of the Tunica Media in Traumatic Rupture of Vertebral Arteries: Histologic and Biochemical Studies <i>M.S. Pollanen, J.H.N. Deck, L. Boutilier and G. Davidson</i> .....	53
Concerning the Mechanism of Recovery in Stroke Hemiplegia <i>C. Miller-Fisher</i> .....	57
A Comparison of Methods to Assess the Excitability of Lower Motoneurons <i>Ivan G. Milanov</i> .....	64
Nociceptive Threshold and Physical Activity <i>Régis Guieu, Olivier Blin, Jean Pouget and Georges Serratrice</i> .....	69
Prevalence of Multiple Sclerosis in Barrhead County, Alberta, Canada <i>Sharon Warren and K.G. Warren</i> .....	72
Neurodevelopmental Criteria in the Classification of Congenital Motor Nystagmus <i>J.E. Jan, J.D.A. Carruthers and G. Tillson</i> .....	76
Beta-Adrenoceptor Modulation in a Case of Pure Autonomic Failure <i>Sergio Perna, Rocco Leone, Maria Jussie Farace, Vincenzo Brescia-Morra, Giuseppe Campanella and Gregorio Brevetti</i> .....	80
Syringomyelia as a Complication of Tuberculous Meningitis <i>Michael G. Fehlings and Mark Bernstein</i> .....	84
Myasthenia Gravis in a Child with Sequelae of Opsoclonus-Myoclonus Syndrome <i>Angus A. Wilfong and Fabio Fernandez</i> .....	88
<b>ABSTRACTS</b>	
Canadian Association of Neuropathologists – Abstracts of the 30th Annual Meeting .....	90
<b>BOOK REVIEWS</b> .....	99
<b>NOTES AND ANNOUNCEMENTS</b> .....	xviii
<b>CALENDAR OF EVENTS</b> .....	xviii
<b>INSTRUCTIONS TO AUTHORS</b> .....	xx-xxi
<b>ADVERTISERS INDEX</b> .....	xxviii



**Editor/Rédacteur en chef** James A. Sharpe *Toronto*  
**Associate Editors/Rédacteurs associés** Larry Becker *Toronto* Yves Lamarre *Montréal*  
John Girvin *London* Terry Picton *Ottawa*  
**Past Editors** Robert G. Lee *Calgary*  
Robert T. Ross (founding editor) *Winnipeg*  
**Book Review Editor/Rédacteur de critiques de livres** Mary Anne Lee *Calgary*  
**News Editor/Rédacteur (nouvelles)** John Norris *Toronto*  
**Managing Editor/Administratrice adjointe** Sally A. Gregg *Calgary*

#### Editorial Board/Conseil Scientifique

Peter Ashby <i>Toronto</i>	Peter Humphreys <i>Ottawa</i>
Warren Blume <i>London</i>	Richard Leblanc <i>Montréal</i>
Jean-Pierre Bouchard <i>Québec</i>	George Karpati <i>Montréal</i>
Garth Bray <i>Montréal</i>	Patrick McGeer <i>Vancouver</i>
Donald Calne <i>Vancouver</i>	Richard Riopelle <i>Kingston</i>
Peter Camfield <i>Halifax</i>	Richard Stein <i>Edmonton</i>
Pierre Duquette <i>Montréal</i>	John Stewart <i>Montréal</i>
George Ebers <i>London</i>	Charles Tator <i>Toronto</i>
Serge Gauthier <i>Montréal</i>	

#### Publications Committee/Comité de Rédaction

William F. Brown <i>London</i>	Warren Blume <i>London</i>
Gary Ferguson <i>London</i>	John Tibbles <i>Victoria</i>

#### The Official Journal of:/La Revue Officielle de:

##### The Canadian Neurological Society

##### La Société Canadienne de Neurologie

President/Président — Richard Riopelle  
Secretary-Treasurer/ — O. Suchowersky  
Secrétaire-Trésorier

##### The Canadian Society of Clinical Neurophysiologists

##### La Société Canadienne de Neurophysiologie Clinique

President/Président — W. Pryse-Phillips  
Secretary-Treasurer/ — Michael Jones  
Secrétaire-Trésorier

##### The Canadian Neurosurgical Society

##### La Société Canadienne de Neurochirurgie

President/Président — André Olivier  
Secretary-Treasurer/ — Renn Holness  
Secrétaire-Trésorier

##### The Canadian Association for Child Neurology

##### L'Association Canadienne de Neurologie Pédiatrique

President/Président — Shashi Seshia  
Secretary-Treasurer/ — William Logan  
Secrétaire-Trésorier

The permanent secretariat for the 4 societies and the Canadian Congress of Neurological Sciences is at/  
Le secrétariat des 4 associations et du Congrès Canadien des Sciences Neurologiques est situé en permanence à:  
810, 906 - 12 Avenue S.W., Calgary, AB Canada T2R 1K7

The Canadian Journal of Neurological Sciences is published quarterly. The annual subscription rate is \$60 for members; \$70 for non-members in Canada, \$80 for USA and elsewhere. Residents, Interns, Pre- and Post-Doctoral Students \$30 per annum (members); \$40 per annum (non-members). Single copies \$18 each plus postage and handling. All manuscripts and communications should be sent to: Canadian Journal of Neurological Sciences, P.O. Box 4220, Station C, Calgary, AB Canada T2T 5N1. Courier to: 8th Floor, 906 - 12th Avenue S.W., Calgary, AB Canada T2R 1K7. Telephone (403) 229-9575.

COPYRIGHT© 1992 by THE CANADIAN JOURNAL OF NEUROLOGICAL SCIENCES INC. No part of this journal may be reproduced in any form without the prior permission of The Canadian Journal of Neurological Sciences. Mailed under Publications Mail registration number 3307. Postage paid at Calgary, Alberta. This journal is indexed by *Index Medicus*, *Excerpta Medica* and *Current Contents — Clinical Practice and Life Sciences*.

Le Journal Canadien des Sciences Neurologiques est publié trimestriellement. L'abonnement annuel est de 60 \$ pour les membres; 70 \$ pour les non-membres au Canada, 80 \$ pour les Etats Unis et ailleurs. Internes, résidents, fellows pré et post doctoral: 30 \$ par année (membres); 40 \$ par année (non-membres). Copie simple: 18 \$ plus affranchissement et manutention. Toutes les communications et les manuscrits doivent être adressés à Journal Canadien des Sciences Neurologiques, P.O. Box 4220, Station C, Calgary, AB Canada T2T 5N1. Par courrier: 8th Floor, 906 - 12th Avenue S.W., Calgary, AB Canada T2R 1K7. Téléphone (403) 229-9575.

DROITS D'AUTEUR© 1992: THE CANADIAN JOURNAL OF NEUROLOGICAL SCIENCES INC. Aucune partie de ce Journal ne peut être reproduite, sous quelque forme que ce soit, sans la l'autorisation du Journal Canadien des Sciences Neurologiques. Posté sous permis de poste-publications no 3307. Port payé à Calgary, Alberta. Le Journal est cité et indexé dans *Index Medicus*, *Excerpta Medica* et *Current Contents — Clinical Practice et Life Sciences*.

**Advertising representative/Représentant de publicité** Sally Gregg, Canadian Journal of Neurological Sciences  
810, 906 - 12 Ave. S.W., Calgary, AB Canada T2R 1K7 — (403)-229-9575

**Printer/Imprimeur** McArA Printing Limited, 105, 2507 - 12th Street N.E., Calgary, Alberta T2E 7L5

ISSN 0317 - 1671

**NOUVEAU**  
**UN PRODUIT**  
**DE LA**  
**RECHERCHE**  
**INNOVATRICE**  
**HOECHST**

# Frisium® 10 mg

(clobazam)

ANTICONVULSIVANT COMME TRAITEMENT ADJUVANT

## EFFICACITÉ

- **Frisium** est efficace contre tous les types de crises épileptiques, tant chez les enfants que chez les adultes.<sup>1</sup>
- Avec **Frisium**, les patients réfractaires peuvent atteindre une maîtrise complète dans jusqu'à 30 % des cas, et cela compte tenu du type de crises.<sup>1</sup>

## INNOCUITÉ

- Les effets secondaires sont généralement bénins et passagers.<sup>2</sup>
- Sur le plan clinique, les interactions médicamenteuses significatives sont rares.
- L'altération de la vigilance est moins prononcée avec **Frisium** qu'avec les autres benzodiazépines.\*

## POSOLOGIE

- Une dose quotidienne allant jusqu'à 30 mg peut être prise en une seule fois au coucher.

DANS L'ÉPILEPSIE

*ajoutez*

# Frisium® 10 mg


(clobazam)

## POUR MAÎTRISER LES CRISES

Pour documentation voir page xxxi

CCPP

\* Voir la rubrique  
Précautions dans  
la monographie.

 , Hoechst et ®, Marques déposées Hoechst AG, Allemagne

Hoechst Canada Inc., Montréal H4R 1R6

**Hoechst** 



# SIBELIUM.\*

---

# CHANGING THE FACE

---

# OF MIGRAINE

---

# PROPHYLAXIS.

---

Sibelium is changing the face of migraine prophylaxis by significantly reducing both the frequency and severity of attacks.<sup>1,2</sup> Seventy percent of patients can expect a good to excellent response.<sup>1</sup> As well, up to 41% will be completely migraine-free.<sup>2</sup>

Sibelium represents a new class of calcium antagonist indicated for migraine prophylaxis. Because of its unique cerebral selectivity<sup>3,4</sup>, Sibelium has not resulted in any reported effect on

heart rate, blood pressure or cardiac output.<sup>5,6</sup>

Consequently, it is well tolerated by most patients; its most common side effects seldom result in discontinuation of therapy.<sup>3</sup> Further, Sibelium's convenient once daily dosage<sup>3</sup> enhances patient compliance.

If your migraine patients are candidates for prophylaxis, consider the efficacy of Sibelium. Uniquely selective, generally well-tolerated migraine prophylaxis.

once-a-day  
**SIBELIUM**  
flunarizine

Pinpoint accuracy in migraine prophylaxis.

 **JANSSEN**  
PHARMACEUTICA  
Mississauga, Ontario  
\*Trademark


PAAB  
CCPP  
MEMBER  
PMAC

# PARKINSON'S

*For the Many Demands  
of Parkinson's Disease*

LOW-DOSE LEVODOPA

**PROLOPA<sup>®</sup> 50/12.5**  
levodopa 50 mg      benserazide 12.5 mg



## **CONSENSUS: USE LEVODOPA AT THE LOWEST DOSE POSSIBLE ...**

Slow, incremental increases of levodopa can provide optimal relief of Parkinson's symptoms with minimal adverse effects, and offers greater latitude for dosage adjustment over a longer treatment period.<sup>4-6</sup>

*Only Prolopa is available in a 'low-dose'  
50 mg strength...*

## **ESPECIALLY NOW...**

Adjunctive therapy with the unique MAO-B inhibitor, selegiline hydrochloride, can reduce levodopa requirements by as much as 50%.<sup>5-11</sup> Therefore, the need for a low-dose levodopa becomes even more important.

*Prolopa offers the flexibility to meet  
the many demands of Parkinson's Disease*



Hoffmann-La Roche Limited  
Etobicoke, Ontario M9C 5J4

PAAB  
CCPP

For brief prescribing information see page xxviii

vi



# Neurofile Digital EEG System From Nihon Kohden.



## Continuing The Standard Of Excellence.

Nihon Kohden, the world leader in EEG, has set industry standards in clinical performance. Today, you can benefit from that knowledge, experience and reliability in digital EEG technology – with Neurofile.

Add Neurofile acquisition and review systems to your new or existing Nihon Kohden EEG instruments. You can acquire data in one location quickly and efficiently, then manipulate and sort data separately without tying up your EEG machines. And with Neurofile, you're assured of compatibility for present and future product upgrades, such as sleep or epilepsy monitoring.

So, whether you already own Nihon Kohden, or are planning to purchase an EEG system, get all the benefits of digital with the industry-proven, clinician-preferred standard in EEG. Nihon Kohden.

To learn more, contact us today at 17112 Armstrong Avenue, Irvine, CA 92714, (714) 250-3959, FAX: (714) 250-3210.

**(800) 325-0283**



International Office: Nihon Kohden Corp., 31-4, Nishiochiai 1-chome, Shinjuku-ku, Tokyo 161, Japan.



**Be Part of a  
Miracle!**

## **TRANSPLANTATION**

A proven, effective treatment for end-stage organ disease.

Through transplants, hundreds of Canadians have a chance of a normal, productive life.

But many others don't get that chance. They die waiting for donated kidneys, hearts, lungs and livers.

Ask the families of brain-injured patients about organ donation. It doesn't conflict with the interests of these patients. It can give the families a chance to change pain and death into life and hope.

### **Remember TRANSPLANTS WORK**

MORE Ont.	1-800-263-2833
PORT B.C.	1-800-663-6189
HOPE Alb.	(403) 492-1970
METRO Que.	(514) 876-6768
OPEN Newf.	(709) 737-6600
OPT-NB N.B.	(506) 648-6111
HSC Man.	(204) 787-2379

OD-91-04-1639E

ROY T.  
Kidney Transplant  
June 26, 1989

$$\begin{array}{r} 8652 \\ + 9496 \\ \hline 48 \end{array}$$



## Certains antiépileptiques peuvent réprimer plus que les crises.

Il arrive malheureusement que certains anti-épileptiques tels la phénytoïne affaiblissent la fonction cognitive.<sup>(1,2,3,4)</sup>

D'autre part, Tegretol<sup>®</sup> CR (carbamazépine à libération contrôlée) a peu d'impact sur la fonction cognitive tout en procurant un excellent contrôle des crises.<sup>(1,2,3,4)</sup>

Tegretol CR réalise des taux sanguins plus uniformes que le Tegretol conventionnel, ce qui a pour effet de réduire la fréquence des effets secondaires intermittents et de

produire un modèle de fonction cognitive plus stable.<sup>(1,4)</sup>

Lorsque vous amorcez un traitement ou qu'il est médicalement nécessaire de le changer, pensez au Tegretol CR. Il est présenté en comprimés à 200 mg et 400 mg facilement divisibles pour une plus grande souplesse d'administration. Sa posologie à deux prises par jour seulement favorise l'observance du patient.

Tegretol CR - Parce qu'un antiépileptique ne doit pas affaiblir la capacité d'acquisition.



**TEGRETOL<sup>®</sup> CR.**  
*Aide les épileptiques à réaliser leur plein potentiel.*

**Geigy**  
Mississauga, Ontario  
LSN 2W5

PKAB  
037F  
G-90136F

Getting more reliable data for more confident evoked potential and electrophysiologic analyses is easy. All you need is the new Nicolet Spirit.<sup>™</sup>

**Reliable. Powerful. Complete.**

Spirit gives you data quality like you've never seen before. Signal-to-noise ratio measurements quantify the amount of noise entering your data so waveform reliability is optimized. Powerful digital filtering with on-line and optional off-line functions further enhances the quality of the information.

Collect reliable data over long distances. Spirit makes it possible. Unique digital amplifiers, built into the headbox, minimize electrical interference so information remains accurate—even in a demanding operating room environment.

**Easy. Fast. Flexible.**

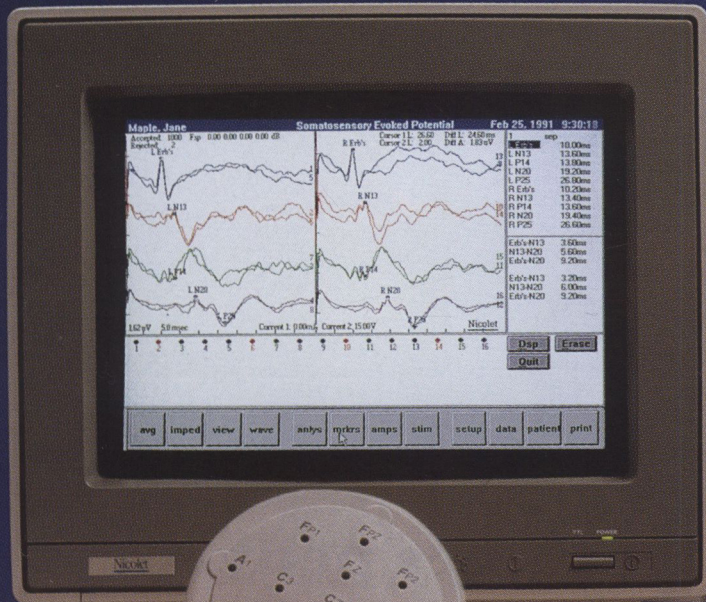
Spirit handles your needs from diagnostic evoked potentials to operating room applications. Its multi-tasking capabilities, intuitive software, color-coded waveforms and more make operation easy...and fast.

Trust a leader in advanced diagnostic instruments to help you diagnose with more confidence. Trust Nicolet. With offices worldwide, we have a Nicolet representative in your area.

Call or write today for further information.

Nicolet Instruments Canada, Inc.  
 1-1200 Aerowood Drive  
 Mississauga, Ontario, L4W 2S7  
 Canada Tel. 416-625-8302  
 Toll free in Canada 1-800-387-3385

**Nicolet**  
 INSTRUMENTS OF DISCOVERY



**The Nicolet Spirit.<sup>™</sup>**  
 It brings new confidence to electrophysiologic analysis.



# PARKINSON'S

## New Age



# ELDEPRYL<sup>®</sup>

selegiline hydrochloride

## Adjunct In The Management of Parkinson's Disease

ELDEPRYL can

- Reduce overall disability
- Renew response to levodopa therapy
- Reduce levodopa requirements
- Reduce levodopa-associated side effects
- Extend the therapeutic horizon of levodopa

With a Simple Dosage Schedule...


10 mg ELDEPRYL per day

And An Excellent Safety Profile

 **DEPRENYL**  
RESEARCH LIMITED

FAAB  
CCPP

# BRINGING BACK CONTROL.

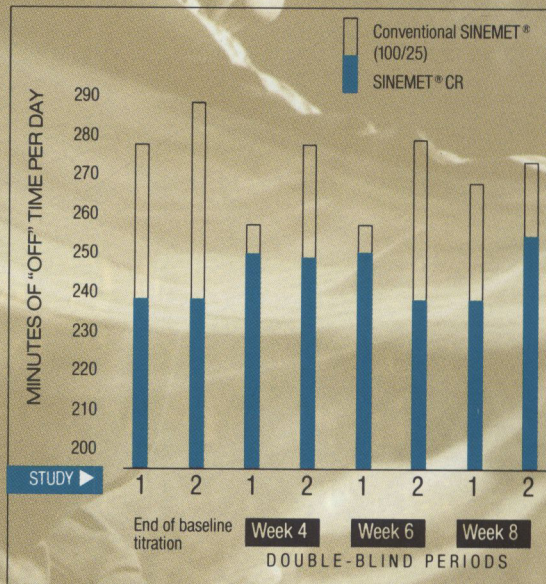


“A controlled-release  
formulation of  
levodopa/carbidopa


[SINEMET® CR 200/50] offers an  
extended duration of dose-by-dose  
action. This can result in significantly  
improved control of Parkinsonism  
(more “on” time)...”<sup>1</sup>

Patients can experience greater control with steadier levodopa levels.

New SINEMET® CR reduces "off" time in most patients.



Comparison of "off" times with conventional SINEMET® and SINEMET® CR. Results of 2 multiclinic studies<sup>2</sup> (adapted).



SINEMET® CR can provide relief of symptoms for all stages of Parkinson's disease.<sup>1</sup>


Helps attenuate "on-off" phenomenon.

Improves hours "on" and reduces "off" periods in most patients.<sup>1</sup>

Less variation in plasma levodopa levels and the peak plasma level is 60% lower than with conventional SINEMET®.<sup>3</sup>

Helps prevent motor fluctuations.<sup>1</sup>

Less frequent dosing.



CONTROLLED-RELEASE  
**Sinemet® CR**

(levodopa/carbidopa) For the treatment of Parkinson's disease.

Before prescribing, please see product monograph, available on request.

<sup>1</sup>Trademark of Merck & Co., Inc./Merck Frosst Canada Inc., and Du Pont Merck Pharma, R.U.

P A A B 12-92-SCR-92-CDN-0021-JA

# Introduci The risk of stroke h





# ng Ticlid. as never been lower.

For TIA  
and stroke patients,  
Ticlid reduces the risk  
47.6% more than ASA  
in the first year.<sup>1,2</sup>

➤ Ticlid is the first agent proven more effective than ASA in preventing initial stroke.<sup>1</sup> It is also proven effective in preventing recurrent non-cardiogenic stroke.<sup>3</sup>

During the first year of therapy when patients are most at risk,<sup>4</sup> Ticlid reduces the risk of initial stroke by 47.6% relative to ASA.<sup>1,2</sup>

Clearly, for TIA and stroke patients the risk has never been lower.<sup>1,3</sup>

For information on this unique stroke prevention therapy, call the Ticlid Information Hotline 1-800-263-8918.

# Ticlid®

The risk of stroke has never  
been lower.

For brief prescribing information see page xxiv

 SYNTEX®



## VALPROATE: THE GROWTH OF EXPERIENCE IN PRIMARY GENERALIZED EPILEPSY

For years, valproate has been regarded as an excellent choice for the control of absence seizures.<sup>1,2</sup>

In addition to its proven efficacy in simple and complex absence seizures,<sup>2,3</sup> valproate has been shown to be as effective as previous standards in controlling primary generalized seizures with tonic-clonic manifestations.<sup>4</sup> Epival\* tablets have a special enteric-coating designed to reduce GI upset<sup>5</sup> and are bioequivalent to Depakene\*.<sup>6</sup>

Compared to most antiepileptics, Epival has been shown to have minimal effects on behaviour and cognition<sup>7</sup> and relatively less interactions with commonly-prescribed medications.<sup>8,9</sup>

Today's consensus favours monotherapy wherever possible. And no other single agent can provide this spectrum of efficacy in the management of primary generalized seizures.<sup>1</sup>



**Epival\***  
divalproex sodium

HELPING TO MEET TODAY'S THERAPEUTIC GOALS



PHARMACEUTICAL PRODUCTS DIVISION  
ABBOTT LABORATORIES, LIMITED  
MONTREAL, CANADA

\*TM © Abbott Laboratories, Limited



For brief prescribing information see page xxii

## Message From The Editor

With this first issue of Volume 19, some members of our editorial staff have completed their terms. Dr. Harvey Sarnat leaves his post as Associate Editor after invaluable duty editing manuscripts in child neurology and neuropathology, as well as often taking on additional responsibilities as an Editor at large at the request of the previous Editor, Dr. Robert G. Lee, who completed his admirable service in June, 1991. Dr. Bryce Weir has served his term as Associate Editor, being responsible for editing most of the neurosurgical papers that we receive. Drs. Paul Bedard, Leo P. Renaud and Jean Reiher leave the Board after diligent service. Dr. T. Peter Seland has finished his effective labour as Book Review Editor. They have served the Journal well. On behalf of the Canadian Congress of Neurological Sciences and its constituent Societies, I express sincere appreciation for their work.

I welcome Drs. George Karpati and Serge G. Gauthier as new members of the Editorial Board. They have been valued ad hoc reviewers. Drs. Larry Becker and John Girvin, having had several years' experience on the Board, have accepted positions as Associate Editors. Dr. Mary Ann Lee is taking the position of Book Review Editor.

Last year the Journal was reviewed externally with favourable outcome. An isolated criticism was the practice of publishing occasional supplements to the Journal, because articles in supplements might not meet the standards of peer review that are applied to regular articles. This issue of the Journal is accompanied by a supplement composed of selected information presented at the Conference on Neurodegenerative Diseases held at L'Estrel, Quebec in 1991. With the conviction that the publication of supplements is valuable means of scientific communication, our policy over the past decade has been to publish selected material that the Board considers to be unique and important to the community of neurological scientists.

Our present policy for selecting supplements concerning scientific symposia consists of ten criteria: 1) The symposium must

have a co-ordinator who is an expert in its theme. The co-ordinator is responsible for compiling articles to be submitted. 2) The topic must be of importance to Journal subscribers. 3) Before soliciting manuscripts, the conference co-ordinator must obtain the approval of the Editor-in-Chief for submitting them for review. 4) All articles submitted must undergo review by members of the Editorial Board or by ad hoc reviewers for the Journal who are not authors of articles in the supplement. 5) Final decisions concerning acceptance or rejection of submitted articles is the responsibility of the Editor-in-Chief in conjunction with the Board, not the co-ordinator or sponsor. 6) The supplement must be sponsored to meet the expenses of this publication. 7) The co-ordinator or the authors must receive no financial gain from compiling the articles to be submitted as a supplement, or from their publication. 8) The content must not be biased in the interest of any sponsor. 9) After review, the number of accepted articles must be sufficient to constitute a body of important information that is current and of interest to the neurological science community. 10) The contents of a supplement are subject to the same copyright regulations that apply to articles published in regular issues of the Journal.

Scientific communications in the Journal, including invited reviews, and letters that concern new scientific information, are sent for peer review. Letters dealing with matters arising from recent articles are an exception; each will be welcomed, and usually sent to the authors for responses which are to be published below the letter. Articles are sent to 2 or 3 reviewers. Typically, at least one of the reviewers is a member of the Editorial Board. The Board is indebted to the many individuals who serve as ad hoc reviewers. Listed on the following page are those who have reviewed articles submitted in the 1991 calendar year. Their contributions are vital in sustaining high standards for this journal.

*James A. Sharpe, M.D.*  
*Editor*

Reviewers, 1991

Harold Adams  
Fred Andermann  
Roland Auer  
H.J.M. Barnett  
Werner Becker  
Brien Benoit  
Catherine Bergeron  
Mark Bernstein  
Sandra Black  
Warren Blume  
Donald Borrett  
Douglas Bradley  
Garth M. Bray  
Vera Brill  
Michael H. Brooke  
Mark J. Brown  
William Brown  
Joseph Bruni  
Alistair Buchan  
Gregory Cairncross  
Peter Carlen  
Blair Carpenter  
Neil Cashman  
Doug Cochrane  
Paul Cooper  
Bernie Corenblum  
Robert Cote  
Paolo Crenna  
H. Darwish  
John H.N. Deck  
R. Del Maestro  
Andrew Eisen  
Kevin Farrell

Mahmood Fazl  
Thomas Feasby  
Gary Ferguson  
H.C. Fibiger  
Allan Fox  
Morris Freedman  
Serge Gauthier  
Joe Gilbert  
Alan Guberman  
Mark Guttman  
Jules Hardy  
Paul Hwang  
Arthur Hudson  
Harry J. Karlinsky  
George Karpati  
Andrew Kertesz  
Bryan Kolb  
Charles Krieger  
Walter Kucharczyk  
Anthony E. Lang  
Donald G. Lawrence  
William J. Logan  
Vernon H. MacMillan  
Bernard L. Maria  
Wayne Martin  
Michael Mazurek  
Paul Muller  
Thomas J. Murray  
S. Nag  
John W. Norris  
John H. Noseworthy  
Andre Parent  
Irma Parhad

Donald Paty  
Sidney J. Peerless  
William Pryse-Phillips  
A.H. Rajput  
Neil Raskin  
Peter M. Richardson  
Gordon Robinson  
Robert T. Ross  
Brian Schmidt  
Jacob H. Schneiderman  
Karen Semchuk  
James A. Sharpe  
A.L. Sherwin  
Frank Silver  
Allan M. Smith  
Paul Steinbok  
A. Jon Stoessl  
Garnette Sutherland  
William G. Tatton  
Margot Taylor  
Ingrid Tein  
Tom Thach  
Bruce Tranmer  
Joseph Tsui  
Colin B. Van Orman  
Chris Wallace  
Sharon Warren  
Brian Weinschenker  
Samuel Weiss  
John Wherret  
Christina Wolfson