

February
1994

The Journal of Laryngology and Otology



Founded in 1887 by Morell Mackenzie & Norris Wolfenden

Edited by NEIL WEIR

Assistant Editors CAROL WENGRAF, RICHARD RAMSDEN, PETER RHÝS EVANS,
DAVID PROOPS, VALERIE LUND, HENRY GRANT, ANDREW JONES & GUY KENYON

Book Review and Abstracts Editor JOHN B. BOOTH

Emeritus Advisor in Pathology IMRICH FRIEDMANN

Advisors in Pathology BRIAN MANNERS, CHRISTOPHER MILROY, KENNETH MACCLELLANE
LESLEY SMALLMAN

Advisor in Audiology LINDA LUXON

Advisors in Radiology GLYN LLOYD & PETER PHELPS

Advisors in Statistics ANTHONY HUGHES & PETER KELLY

Production Editors GILLIAN GOLDFARB & INGA MCKENZIE

Vol 108
No 2

The Journal of Laryngology and Otology

(Founded in 1887 by MORELL MACKENZIE and NORRIS WOLFENDEN)

Edited by NEIL WEIR

Assistant Editors CAROL WENGRAF, RICHARD RAMSDEN, PETER RHÛS EVANS,
DAVID PROOPS, VALERIE LUND, HENRY GRANT, ANDREW JONES & GUY KENYON
Book Reviews and Abstracts Editor JOHN B. BOOTH

Production Editors GILLIAN GOLDFARB & INGA MCKENZIE

INSTRUCTIONS FOR AUTHORS

1. Original articles which have not been published elsewhere are invited and should be sent to the Editor. They are considered for publication on the understanding that they are contributed to this *Journal* solely. Reproduction elsewhere, in whole or in part, is not permitted without the previous written consent of the Author and Editor and the customary acknowledgement must be made. Normally an original main article should not exceed 7500 words.

Longer articles or theses will be considered for publication as *Supplements*, at the expense of the authors or their employing authorities.

2. Manuscripts should be **typewritten in duplicate** on one side of the paper only (A4 297x210 mm) and double spaced, with wide margins.

Begin each component on a new page in the following sequence: title page, abstract, text, acknowledgements, references, tables and legends.

(a) **Abstract**—This should contain not more than 150 words and include a statement of the problem, the method of study, results and conclusions; a 'summary' section should **not** be included in the main manuscript.

(b) **Key Words**—only those appearing as Medical Subject Headings (MeSH) in the supplement to the Index Medicus may be used; where no appropriate word(s) are listed those dictated by common sense/usage should be supplied.

(c) **Text**—Suggested outline—(1) introduction, (2) materials and methods, (3) results, (4) discussion, (5) conclusion.

(d) **Tables** are adjuncts to the text and should not repeat material already presented.

(e) **Illustrations**—Two sets of illustrations, one with each copy of the manuscript, must be submitted and all authors should remember that the single column width is 80mm. One set of illustrations should, therefore, not exceed this width and they should ensure that the essential features are illustrated within this dimension.

Coloured illustrations will be charged to authors, unless a special grant is authorized by the Editor.

Written permission from the publisher must be provided to the *Journal* in order to republish material with copyright elsewhere and also from the senior author where necessary.

(f) **Measurements** must be in metric units, with *Système Internationale* (SI) equivalents given in parentheses.

(g) **References**—For *Journal* articles, The Harvard system of recording references should be used, e.g. Green, C. and Brown, D. (1951) The tonsil problem. *Journal of Laryngology and Otology* 65: 33–38. A paper written by more than two authors should be abbreviated in the text, e.g. Green *et al.* (1951), but **all** the authors should be given in the list of references. The titles of all Journals should be given without abbreviation. **References should be listed in alphabetical order**; use of the Vancouver system will **not** be accepted.

For single-author books, the following style should be used: Green, C. (1951) *The tonsil problem*, 2nd Edition, vol. 1, Headley Brothers Ltd., Ashford, Kent, pp 33–38.

For papers in multi-author books with one or more editors, the reference should include the title of the chapter and the names of the editors, together with the number of the edition as eg: Brown, D. (1951) Examination of the ear. In *Diseases of the Ear, Nose and Throat*. 2nd Edition. (White, A., Black, B., eds.), Headley Brothers Ltd, Ashford, Kent, pp 33–38.

It is most important that authors should verify personally the accuracy of every reference before submitting a paper for publication. The names of authors cited in the References should be given in alphabetical order.

(h) **Drugs**—The proper names of drugs must be used. One reference can be made to the brand name if it is felt to be important to the study.

(i) **Meetings**—If the manuscript was presented at a meeting, the place where it was held, and the date on which it was read must be included and should appear at the foot of the title page.

(j) **Financial disclosures**—In the submission letter to the Editor, the authors must list all affiliations with or financial involvement in, organizations or entities with a direct financial interest in the subject matter or material of the research discussed in the manuscript.

(k) **Declaration**. Each manuscript must be accompanied by a letter of declaration to be signed by each author to confirm that they have seen, read and approve the contribution bearing their name.

(l) **Rejections**—All manuscripts which are rejected will no longer be returned to the authors. Those submitting papers should, therefore, ensure that they retain at least one copy and the reference numbers, if any, of the illustrations. The only exception to this will be those manuscripts with colour illustrations which will be returned *automatically* by Surface Mail.

(m) **Facsimile (FAX)**. All authors should send a Facsimile number whenever possible to speed communication; this particularly applies to those outside the United Kingdom. Manuscripts with no visual illustrations (X-rays/pathology) may be sent by facsimile.

3. Page proofs are sent to authors for corrections, which should be kept to a minimum; they must be clearly marked, and no extra matter added. Proofs should be returned within 5 days.

4. Orders for reprints must be sent when returning page proofs, and for this purpose special forms are supplied.

5. Editorial communications may be addressed to **The Editor, Journal of Laryngology and Otology, c/o Headley Brothers Ltd., The Invicta Press, Ashford, Kent TN24 8HH or sent by FAX (0483 451874).**

6. **The annual subscription is £95.00 Institutions & Libraries US\$190.00; £85.00 Individuals US\$170.00; £45.00 Registrars, Residents and Interns.** (Those in training should submit a certificate from The Head of the Department giving details of their appointment; those who qualify must supply their *home* address for mailing direct). Claims to be made for missing issues within 6 months of each publication date.

7. Single copies of current or back numbers (when available) will be on sale at £12.00 each (including postage).

8. **SUPPLEMENTS** published at 'irregular' intervals with subscription, available separately on request.

9. All subscriptions, advertising and business communications should be sent to the publishers, or subscription agents.

HEADLEY BROTHERS LTD,

THE INVICTA PRESS, ASHFORD, KENT.

© *Journal of Laryngology and Otology Ltd.*, 1994

ISSN 0022-2151


Second class postage paid Rahway, N.J.

Postmaster: Send address corrections to The Journal of Laryngology and Otology, c/o Mercury

Airfreight International Ltd. Inc., 2323 Randolph Avenue, Avenel, N.J. 07001. Frequency of Publication: Monthly.

KANTOR-BERCI Video Laryngoscope

A new system for microsurgical larynx operations



A surgical microscope is normally used when performing microsurgery in the larynx. However, the enlarged surgical field of vision is obtained at the cost of a number of disadvantages inherent in the system, such as a limited view due to the laryngoscope spatula and a lesser depth of focus.

These disadvantages are avoided when using the KANTOR-BERCI video laryngoscope. With this system, the surgical microscope is replaced by an endoscope connected to a video

camera. The endoscope reaches as far as the distal end of the laryngoscope and guarantees a clear view of the entire larynx. The focal range provided by the HOPKINS rod-lens system varies from a few millimetres to infinity. Use of the monitor ensures a very much healthier working position and the findings can be documented at any time with the aid of a video recorder or video printer. Teaching and training can be made very much more efficient with this system.

KARL STORZ GMBH & CO.
Mittelstr. 8, Postfach 230
D-7200 Tuttlingen/Germany
Cable: Endoskope
Phone: (0 74 61) 70 80, Telex: 762 656 storz d
Teletex: 746 118, Telefax: (0 74 61) 70 81 05

KARL STORZ Endoscopy - America, Inc.
10111 W. Jefferson Boulevard, Culver City,
California 90232-3578, Phone: (213) 558 1500,
Telex: 910-340-6372 k storz culv.
Telefax: 213 280 2504

KARL STORZ Endoscopia Latino-America
815 N.W. 57 AV, Suite No. 342
Miami, Florida 33126
Phone: KSLA (305) 262 - 8980
Telex: 510 601 6506, Telefax: (305) 262-8986

STORZ
KARL STORZ - ENDOSKOPE

United Kingdom agents:
Rimmer Brothers
Aylesbury House
Clerkenwell Green
London
EC1R 0DD
Tel: 071-251 6494

For more informations please
send me catalogue
ENT

HNO 14

Abridged Prescribing Information.

Presentation: *Rhinocort Aqua*: A metered pump spray delivering 100 µg budesonide per dose. *Rhinocort Nasal Aerosol*: A metered dose aerosol delivering 50 µg budesonide per dose. **Uses:** Seasonal and perennial allergic rhinitis and vasomotor rhinitis. **Dosage:** *Adults (including elderly)*: 400 µg once daily in the morning, or 200 µg twice daily, morning and evening. When good effect has been achieved, reduce dose. *Children:* *Rhinocort Aqua*: Not recommended. *Children over 6 years*: use *Rhinocort Nasal Aerosol*, dosage as for adults. **Contra-indications, warnings etc.:** Hypersensitivity to any of the ingredients. Special care demanded when treating patients transferred from oral steroids, where disturbances of hypothalamic-pituitary-adrenal (HPA) axis could be expected. Special care needed in patients with fungal and viral infections in the airways, or with lung tuberculosis. Full effect not achieved until after a few days' treatment. Treatment of seasonal rhinitis should start, if possible, before exposure to the allergens. Concomitant treatment may sometimes be necessary to counteract eye symptoms. In continuous, long-term treatment, the nasal mucosa should be inspected regularly. Continuous, long-term treatment of children is not recommended. *Rhinocort* does not affect ability to drive and operate machinery. Avoid during pregnancy. **Side-effects:** Sneezing, nasal stinging and dryness may follow immediately after use of spray. Slight haemorrhagic secretion may occur. Contact allergy involving facial skin may occur rarely. Rare cases of cataract after prolonged use have been reported. Ulceration of mucous membrane and nasal septal perforation have been reported rarely. **Package quantities and NHS cost:** *Rhinocort Aqua* — 100 x 100 µg doses budesonide INN — £6.00. *Rhinocort Nasal Aerosol* — 200 x 50 µg doses — £5.66. **Product licence No.:** 0017/0304 — *Rhinocort Aqua*. 0017/0204 — *Rhinocort Nasal Aerosol*. **Legal category:** POM. **Further information is available from:** Astra Pharmaceuticals Ltd., Home Park, Kings Langley, Herts WD4 8DH.

References:

1. Bhatia M *et al.* *Curr Med Res Opin* 1991; **12** (5): 287-296.
2. Pipkorn U, Rundcrantz H. *Eur J Resp Dis* 1982; **63** (122): 211-220.
3. Pipkorn U. *Rhinology* 1983; **21**: 335-340.
4. Samuelsson A. *Folia Allergologica et Immunologica Clinica* 1983; **XXX** (Suppl. al No.4): 102.
5. Simpson RJ *et al.* *Allergy* 1988; **43** (7): 112.
6. McArthur JG. *Allergy* 1988; **43** (7): 114.
7. Sykes CG, Stoker MJ. *Eur Ac Allergol Clin Immunol*, Stockholm 1985; (abs 217).
8. Vanzielegheem MA *et al.* *J Allergy Clin Imm* 1986; **77**: 136.
9. Vanzielegheem MA *et al.* *J Allergy Clin Imm* 1987; **79**: 887-892.
10. Penttilä M *et al.* *Rhinology* 1988; **26** (1): 148.
11. Bunnag C, Jareoncharsri P, Wong ECK. *Allergy* 1992; **47**: 313-317.
12. Bende M, Rundcrantz H. *ORL* 1985; **47**: 303-306.
13. Skinner D, Basran G. *Physician* 1991; Jun: 233-235.
14. McGivern DV *et al.* *Eur Ac Allergol Clin Immunol*, Stockholm 1985; (abs 215).
15. Olson O, Samuelsson A. *Acta Otolaryngol* (Stockholm) 1984; Suppl. **412**: 125.
16. Synnerstad B *et al.* *Eur Ac Allergol Clin Immunol*, Stockholm 1985; **216**: 239.
17. Synnerstad B *et al.* 11th ERS Congress and 5th ISIAN Athens - Greece, 15-18 June 1986: 18-19.
18. Lindqvist N *et al.* *Allergy* 1986; **41**: 179-186.

ASTRA
Astra Pharmaceuticals

Astra Pharmaceuticals Ltd.,
Home Park, Kings Langley, Herts WD4 8DH.
Telephone: 0923 266191.

RHA 803/04/93

Date of preparation: April 1993

* Efficacy demonstrated in references 1 to 18 inclusive.

BUDESON

Clear allergi



- The effectiveness of budesonide has been in both seasonal¹⁻¹⁰ and perennial¹¹⁻¹⁸
- 74% of patients have stated *Rhinocort Aqua* once-

IDE FOR THE NOSE

relief in allergic rhinitis*

demonstrated
in a study of
allergic rhinitis.
There was a
clear preference for
once-daily dosing
over twice-daily dosing.¹



Month after Month,
Cover to Cover
The BEST in Otolaryngology

THE
Laryngoscope
FOUNDED IN 1896


J. Gershon Spector, M.D.
Editor

10 So. Broadway • Suite 1401
St. Louis, MO 63102



U.S. \$110.00 per year Outside U.S. \$135.00 per year
Institutional Rate: U.S. \$150.00 per year • Outside U.S. \$175.00 per year

INVEST IN YOURSELF



OFFICIAL JOURNAL OF THE
AMERICAN LARYNGOLOGICAL ASSOCIATION

1994 ANNUAL SUBSCRIPTION RATES

	RESIDENT*	INDIVIDUAL*	INSTITUTIONAL
US	<input type="checkbox"/> \$52.00	<input type="checkbox"/> \$ 99.00	<input type="checkbox"/> \$148.50
FOREIGN	<input type="checkbox"/> \$64.00	<input type="checkbox"/> \$119.00	<input type="checkbox"/> \$168.50

*Individual, resident, and student subscriptions must be in the individual's name and must be billed to and paid for by the individual.

NEW SUBSCRIBERS RECEIVE 2 ISSUES
FREE WITH PAID SUBSCRIPTION



Mail to or call:

ANNALS PUBLISHING CO
4507 LACLEDE AVENUE
ST LOUIS, MISSOURI 63108
(314) 367-4987
FAX (314) 367-4988



- MONTHLY ISSUES • SUPPLEMENTS
- PEER REVIEWED • CLINICAL AND RESEARCH
- IMAGING CASE STUDIES • PATHOLOGY CONSULTATIONS
- LETTERS TO THE EDITOR • BOOK REVIEWS

The Journal of Laryngology and Otology

An international journal founded in 1887.

A leading international journal, published monthly, and containing original scientific articles and clinical records in all fields of Otology, Rhinology and Laryngology.

Distributed by subscription to Surgeons, Consultants and Students throughout the United Kingdom and to many overseas countries.

Note to Advertisers:

Trimmed size: 297 × 210 mm

Type area: 250 × 170 mm

Half-tone screen: 133

For further details please contact:

The Advertisement Manager
The Journal of Laryngology and Otology
Headley Brothers Limited
The Invicta Press
Ashford Kent TN24 8HH
Telephone: 0233 623131
Fax: 0233 612345, 641471 and 622704

THE NINTH BRITISH ACADEMIC CONFERENCE IN OTOLARYNGOLOGY

Manchester 9 – 14th July 1995

Master : Mr Andrew W Morrison, FRCS



The next conference will be held in the University of Manchester Institute of Science and Technology. Distinguished invited international contributors will present and discuss recent developments in otolaryngology, head and neck surgery. Main topic sessions will include :

- Sensorineural deafness
- Skull base surgery
- Chronic rhinosinusitis
- Phoniatics and voice surgery
- Controversies in Head and Neck Surgery
- Controversies in Otology
- Facial plastic surgery
- Carcinoma of the larynx
- Otitis media with effusion
- ORS main topic session
- Controversies in Rhinology
- Facial palsy

Instructional Sessions will be held in small seminar groups, and there will be six Mini-Symposia :

- Allergy
- Education and training in ENT
- Cochlear and osseointegrated implants
- Swallowing, aspiration and dysphagia
- Molecular biology and ENT
- Electrophysiology in ENT

There will be temporal bone dissection demonstrations, a continuous programme of video films, and both Scientific and Trade Exhibitions, together with a full social programme for delegates and spouses. Further details and a copy of the Preliminary Notes may be obtained from the Conference Secretary :

Ms Barbara Komoniewska

British Association of Otolaryngologists

The Royal College of Surgeons of England, 35 – 43 Lincoln's Inn Fields, London WC2A 3PN, England

Telephone : 071 404 8373 Facsimile : 071 405 0318

*For Advertisement Rates and Space in this Journal
apply to*

The Advertisement Manager
**THE JOURNAL OF LARYNGOLOGY
AND OTOTOLOGY**

Headley Brothers Limited
The Invicta Press
Ashford
Kent TN24 8HH
Tel: (0233) 623131

J.L.O. (1984) LIMITED
Company limited by Guarantee
Reg No: 1865175 England

In 1984, The Journal ceased to become a Limited Company with shareholders and instead became a registered charity under the Companies Act, limited by guarantee and without having a share capital. A Memorandum of Association was drawn up and the Association acquired the assets of the Journal of Laryngology and Otology Limited. Former shareholders were invited to become members of the Association and all those who undertook to do so, gave a Guarantee that should the association need to be wound up, they would contribute a sum not exceeding £20.

Annual General Meeting. This is normally held each year in early November, and it is to the Members of the Association that invitations are issued. Any individual paying a full subscription who would like to become a member of the Association is asked to write to the Editor, c/o Headley Brothers, confirming that he or she will make such a guarantee of £20 if the occasion were to arise. Applications for membership may be made at any time. It is hoped that more full subscribers will take up this offer and attend the Annual General Meeting so that there can be a more lively exchange of views between them, and the Editorial staff and publishers.

ARE YOU A SUBSCRIBER TO THE J.L.O.?

TEN good reasons why you should:

Each issue contains 40 per cent more material.

Main Articles, Case Reports and Short Communications from all over the world.

Quarterly Book Review Service.

Selected Abstract Service each month.

Period between acceptance and publication cut to six months or less.

Subscribers receive all supplements produced in that year.

Every 10 years, complete index issue published—included in the subscription (next issue will appear at the end of 2002).

Reduced subscription rates for those in training (Registrars/Residents/Interns).

Subscription normally tax deductible. (Those in training should submit a certificate from the Head of the Department giving details of their appointment; those who qualify must supply their *home* address for mailing direct.)

The J.L.O. has now been published for more than a century and remains excellent value for money—so why not have your own individual copy and give yourself everyday access!

THE JOURNAL OF LARYNGOLOGY AND OTOTOLOGY

1994 SUBSCRIPTION RATES

£85.00 US\$170.00

*REGISTRARS, RESIDENTS AND INTERNS
£45.00

* With confirmation of status from head of department

NAME _____

ADDRESS _____

POSTCODE (ZIP CODE) _____

NEW

PAYMENT ENCLOSED†

RENEWAL

BILL ME

REGISTRAR

† Cheques must be in pounds sterling or US dollars drawn on a US bank payable to Headley Brothers Ltd.

Claims within 6 months of each publication date.

The Journal of Laryngology and Otology is published monthly by


HEADLEY BROTHERS LTD

The Invicta Press, Queens Road, Ashford,

Kent TN24 8HH, England

Tel: 0233 623131

Fax: 0233 612345



NON-SEDATIVE

SERC-16

betahistine 16mg

Recurrent vertigo under control means that patients can continue with their normal daily activities.

With non-sedative Serc-16, driving can be a part of that way of life — because new evidence has shown that even high doses of Serc (72mg tds) did not impair driver performance.¹

Prochlorperazine (5mg tds), however, caused a significant deterioration in driving skills, of which the drivers themselves were unaware.¹

The way ahead is now clear for your patients with recurrent vertigo —
 R; Serc-16 1 tds.

THE WAY AHEAD IN RECURRENT VERTIGO
 due to Ménière's syndrome

Reference 1. Belts TA et al. *Br J Clin Pharmacol* 1991; 32: 455-458.

Prescribing information

Presentation A white, flat round tablet imprinted '267' on one face, DUPHAR on the reverse, each tablet containing 16mg betahistine dihydrochloride. Available in packs of 84 tablets. Basic NHS price £18.03. **Indications** Vertigo, tinnitus and hearing loss associated with Ménière's syndrome. **Dosage and Administration** Adults: usually one tablet three times daily, taken preferably

with meals. Maintenance dose: 24-48mg daily. **Children:** No dosage recommendations are made for children. **Contra-indications, Warnings, etc.** **Contra-indications:** Phaeochromocytoma. **Precautions:** Caution is advised in the treatment of patients with a history of peptic ulcer. Clinical intolerance to Serc in bronchial asthma patients has been shown in a relatively few patients and therefore caution should be exercised when administering betahistine to patients with bronchial asthma. The usual precautions should be observed when administering Serc to patients in pregnancy. **Side-effects:** Relatively

few side-effects have been reported. They include gastrointestinal upset (including dyspepsia), headache, skin rash and pruritus. **Product Licence Number** 05120088. **Legal Category** POM. **Date of Preparation** February 1993. Further information is available from: Duphar Laboratories Limited, Gaters Hill, West End, Southampton SO3 3JD. **Tel:** 0703 472281. **Duphar:** a member of the Schering Group.

duphar

Rx 1 t.d.s