

# The Journal of Laryngology and Otology

EDITED BY  
G. H. BATEMAN

ASSISTANT EDITOR  
LIONEL TAYLOR

## Contents

✓ The manometric investigation of tubal function with reference to myringoplasty results . . . . .	MALCOLM SHARP	545
✓ The temporal bone in Paget's disease . . . . .	D. GARFIELD DAVIES	553
✓ Tympanoplastic reconstruction after modified radical mastoidectomy . . . . .	H. E. PORTE	561
✓ Brain herniation into the middle ear—an alarming tympanotomy . . . . .	PETER ANDERSON	569
✓ Facial nerve sleeve graft. . . . .	ALAN G. GIBB	577
× The aetiology and sequelae of exudative otitis media . . . . .	J. D. K. DAWES	583
- Labyrinthotomy for destruction of the labyrinth	SPENCER HARRISON	611
✓ Reticulum cell sarcoma of the nose and paranasal sinuses . . . . .	B. D. BIRT	615
Clinical records—		
✓ Temporary blindness and ophthalmoplegia from nasal packing . . . . .	PIERRE GIAMMANCO and PHILIP M. BINNS	631
✓ Lingual abscess . . . . .	H. K. JAIN and P. L. BHATIA	637
✓ Carcinoma of the pharynx in a 10-year-old Jamaican boy . . . . .	DAVID WRIGHT	643
Societies' proceedings . . . . .		651
General notes		

**Headley Brothers Ltd**  
Ashford, Kent

# The Journal of Laryngology and Otology

(FOUNDED in 1887 by MORELL MACKENZIE and NORRIS WOLFENDEN)

EDITED BY

G. H. BATEMAN

ASSISTANT EDITOR

LIONEL TAYLOR

---

1. Original articles which have not been published elsewhere are invited and should be sent to the Editor. They are considered for publication on the understanding that they are contributed to this *Journal* solely. Reproduction elsewhere, in whole or in part, is not permitted without the previous written consent of the Author and Editor and the customary acknowledgement must be made.

2. Manuscripts should be typewritten, on one side only of the paper, and well spaced. Captions to illustrations should be typed on a separate sheet and sent at the same time as original photographs, etc.

The Harvard system of recording references should be used, e.g. GREEN, C., and BROWN, D. (1951), *Journal of Laryngology and Otology*, 65, 33. The titles of all Journals should be given without abbreviation.

It is most important that authors should verify personally the accuracy of every reference before submitting a paper for publication.

3. Galley proofs and engraver's proofs of illustrations are sent to the author. Corrections, which should be kept to a minimum, must be clearly marked, and no extra matter added. Proofs should be returned within 5 days.

4. Illustration blocks will normally be held by the Printers for three years, after which they will be destroyed. Any author is entitled to have these returned to him, but a request for this must be sent within three years of the appearance of the article, to HEADLEY BROTHERS LTD., The Invicta Press, Ashford, Kent. Coloured illustrations will be charged to authors, unless a special grant is authorized by the Editor.

5. Orders for reprints must be sent when returning galley proofs, and for this purpose special forms are supplied.

6. Editorial communications may be addressed to THE EDITOR, *Journal of Laryngology*, c/o HEADLEY BROTHERS LTD., The Invicta Press, Ashford, Kent.

7. The annual subscription is £8 (eight pounds sterling) post free; U.S.A. \$23 post free, and payable in advance.

8. Single copies of current or back numbers (when available) will be on sale at £1 (including postage) each.


9. All subscriptions, advertising and business communications should be sent to the publishers, or subscription agents.

**HEADLEY BROTHERS LTD.**

The Invicta Press, ASHFORD, Kent.

© *Journal of Laryngology and Otology Ltd.*, 1970

# This knob



# only £357

## The audiometer behind it comes free!

Expensive knob? Not really, when you consider that the audiometer is the Amplivox Model 103. We would be very happy to demonstrate both knob and Model 103 free of charge and show you how complicated audiometry can be made simple.

**The knob of the Model 103 audiometer can select the following functions:**

- Pure Tone Air Conduction
- Pure Tone Bone Conduction
- Narrow Band Masking
- Wide Band (White Noise) Masking
- Alternate Binaural Loudness Balance
- Simultaneous Binaural Loudness Balance
- Speech, Live Voice
- Speech, Recorded
- Speech with Masking
- SISI Test
- Lüscher DL Test
- Audiometer Weber Test
- SAL Test
- Rainville Test

- Shifting Voice
- Stenger Test
- Modified Stenger Test
- Tone Decay Test

The Model 103 means complicated clinical audiometry reduced to its simplest terms.

**To: Amplivox Hearing Conservation Ltd.  
Beresford Avenue, Wembley, Middx.  
Tel. 01-902 8991**

NAME \_\_\_\_\_

ADDRESS \_\_\_\_\_

\_\_\_\_\_

\_\_\_\_\_

Please send demonstrator  leaflet  JLO 6



# A Product from the Sea for E.N.T. Surgeons

## \*calgitex

Calgitex calcium alginate E.N.T. Gauze is made from highly purified specially processed calcium alginate, derived from seaweed. This product is used extensively by E.N.T. surgeons throughout the world, it has a slow absorption rate, and can be easily removed from the nose without effecting or damaging the tissue.

In the field of aural surgery Calgitex is highly suitable for packing procedures due to its solubility, soft texture, and discouragement of haemorrhage.

Packed in vials containing one metre of ribbon gauze.  
*Obtainable from your usual Surgical or Pharmaceutical Supplier*

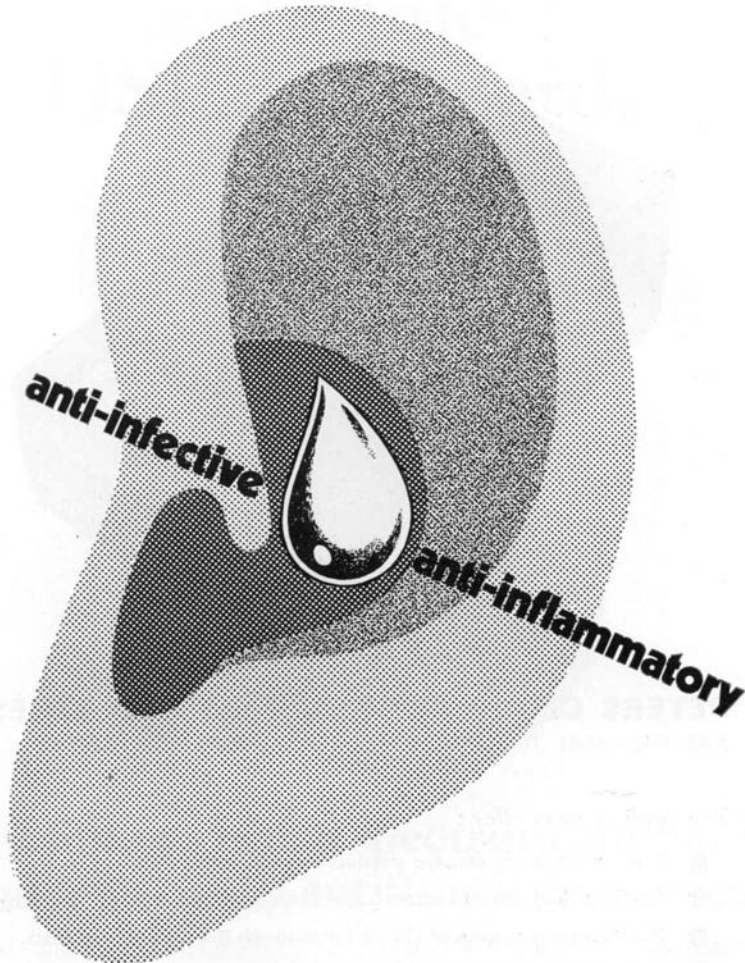
**MEDICAL ALGINATES LTD.**

**Wadsworth Road, Perivale, Middlesex. Tel. 01-997 4441**

A member of the Optrex Group

\*Reg'd Trade Mark

Please mention *The Journal of Laryngology and Otology* when replying to advertisements



## the drop that soothes and clears infected ears

soothes by reducing inflammation with hydrocortisone  
clears by rapidly destroying virtually all bacteria commonly  
found in ear infections

\*  
OTOSPORIN drops contain polymyxin B sulphate, neomycin sulphate  
and hydrocortisone in a bland suspension designed to facilitate penetration.  
Supplied in dropper bottles of 5 ml. Full information is available on request.


\*Trade Mark

# OTOSPORIN



Burroughs Wellcome & Co.  
(The Wellcome Foundation Ltd.) Dartford, Kent

Please mention *The Journal of Laryngology and Otology* when replying to advertisements



**PETERS CLINIC AUDIOMETERS AND BÉKÉSY**  
ARE THE IDEAL TOOLS FOR MORE ADVANCED AUDIOMETRY

The Audiometers offer :

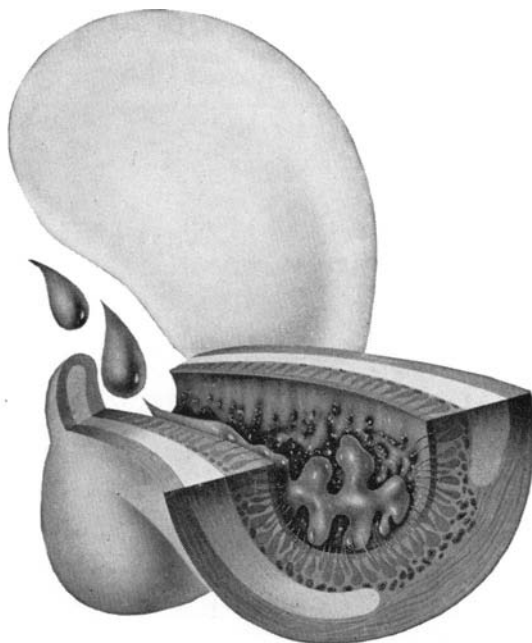
- Two continuously variable attenuators accurate to 1 db.
- SISI Test (built-in) and automatic alternate loudness balance switching.
- Maximum attenuation of 120 db for loudness discomfort level tests.
- Narrow band SYNCHRONOUS masking (a new semi-automatic masking technique).
- Full speech test facilities with white noise masking.
- Plug-in circuit boards and operator output checks.
- Conversion to a true BÉKÉSY AUDIOMETER at will.
- Extra features not listed are offered by the AP/6 compared to the AP/5 AUDIOMETER.

write for full details to:

**ALFRED PETERS AND SONS LTD**  
GELL STREET SHEFFIELD 3

Please mention *The Journal of Laryngology and Otology* when replying to advertisements

# New for the infected ear OTOSEPTIL eardrops



## Containing a broad spectrum antibiotic and possessing antifungal properties

Candida and aspergillus are found in about 20% of cases of otitis externa.

Otoseptil ear drops destroy both pathogenic bacteria and fungi commonly found in ear infections.

Otoseptil ear drops contain:

Neomycin Undecylenate – antibacterial and antifungal.

Tyrothricin – active against gram-positive cocci.

(Containing gramicidin and tyrocin).

Hydrocortisone alcohol – anti-inflammatory.

Ethylene oxide polyoxypropylene glycol condensate –  
to ensure rapid tissue contact.

Otoseptil ear drops control infection, relieve pain, erythema and itching.

Neomycin Undecylenate was researched by H R Napp Ltd.

*Presentation* : 8 ml bottle with separate dropper.

Samples and full information available to the medical profession upon request.  
H R Napp Ltd Watford WD2 7RA England

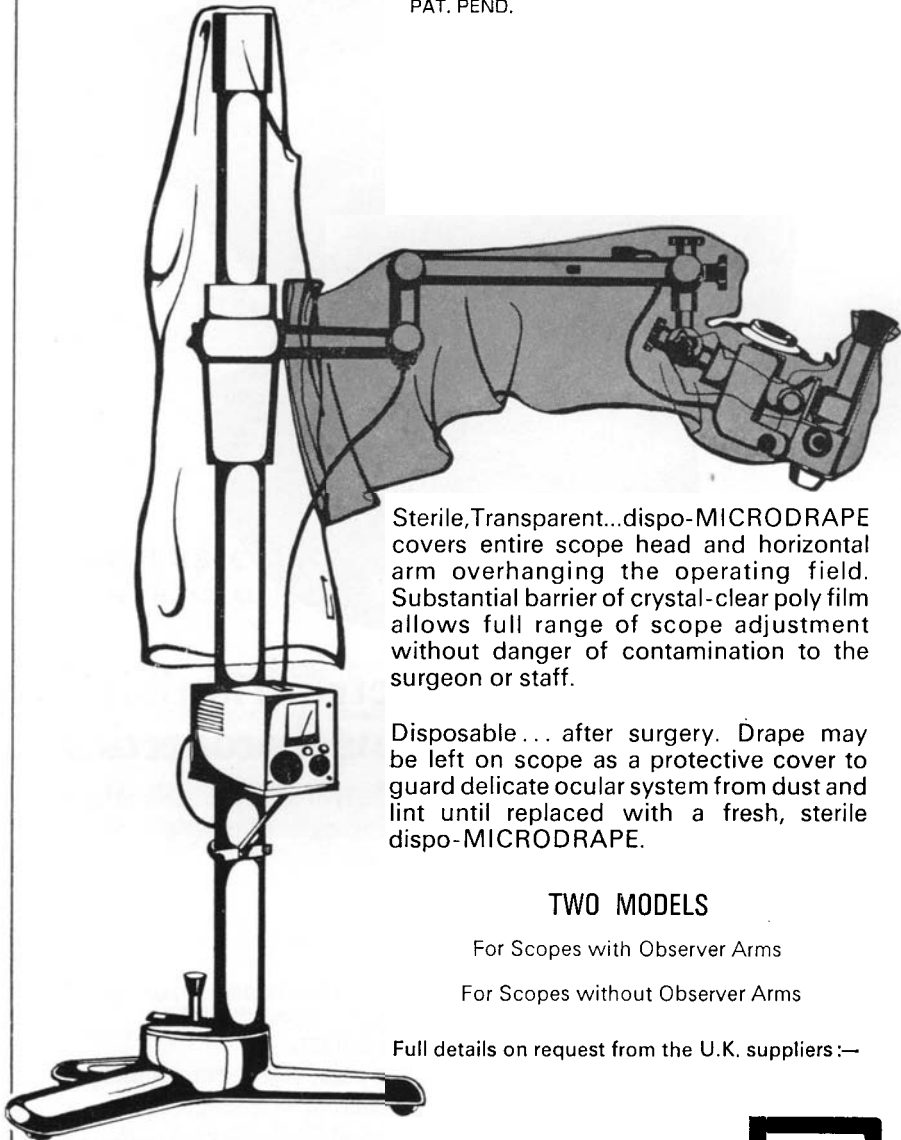
**NAPP**

A new product by Napp – Developed by International Research Group. Dedicated to Physician and Patient for over 40 years.

# dispo-MICRODRAPE™

Sterile, Disposable Operating Microscope Drape

PAT. PEND.



Sterile, Transparent...dispo-MICRODRAPE covers entire scope head and horizontal arm overhanging the operating field. Substantial barrier of crystal-clear poly film allows full range of scope adjustment without danger of contamination to the surgeon or staff.

Disposable... after surgery. Drape may be left on scope as a protective cover to guard delicate ocular system from dust and lint until replaced with a fresh, sterile dispo-MICRODRAPE.

## TWO MODELS

For Scopes with Observer Arms

For Scopes without Observer Arms

Full details on request from the U.K. suppliers:—

**DOWN BROS. AND MAYER & PHELPS LTD**  
**CHURCH PATH MITCHAM SURREY CR4 3UE**

JOL/670



Please mention *The Journal of Laryngology and Otology* when replying to advertisements



# A personal announcement by Stanley Ingram

(formerly of Ingrams Hearing Aids)



I am now an independent hearing aid dispenser with no link whatsoever with any manufacturer and can offer a very wide range of aids, and quite impartial advice, to each patient.

I shall be pleased to see personally each patient referred and will undertake to supply a detailed report to the otologist both at the start and the conclusion of the trial period.

My rooms are centrally located in Marylebone Road, a few doors from Baker Street station. Domiciliary visits can be arranged if preferred.

**STANLEY INGRAM** 146 Marylebone Road, London NW1  
Telephone 01-486 3638

---

Please mention *The Journal of Laryngology and Otology* when replying to advertisements

# THE LARYNGOSCOPE

A Monthly Journal  
devoted to the disease of  
EAR, NOSE AND THROAT

*Official organ for the American Laryngological  
Rhinological and Otological Society*

Price \$22.00 per year      Canada \$23.00 per year  
Foreign \$23.00 per year

ESTABLISHED 1896

THEODORE E. WALSH, M.D.  
EDITOR

222 PINE LAKE ROAD, COLLINSVILLE,  
ILLINOIS 62234

For advertisement space in this Journal

apply to

**HEADLEY BROTHERS LTD.**

Ashford, Kent

Please mention *The Journal of Laryngology and Otology* when replying to advertisements

# What clinicians say about ORBENIN

Clinicians have frequently testified to the success of Orbenin in the treatment of Gram-positive infections. World Literature now contains over 400 references to Orbenin.

Pneumonia  Lung Abscess  Tonsillitis  Pharyngitis  Acute bronchitis

Septicaemia

Boils  Carbuncles  Infected dermatoses

Osteomyelitis  Osteitis

Post-operative wound infections  Burns  Skin graft protection

Acute endocarditis

Staphylococcal enterocolitis  Staphylococcal urinary tract infections  
Staphylococcal meningitis

## Dosage

*Adults:* 500mg (2 capsules) four times daily, by mouth. 250mg (1 vial) by intramuscular injection, four times daily.

*Children:* Under 2 years—quarter adult dose. 2-10 years—half adult dose.

In severe infections the dosage may be increased.

## Contra-indications

Orbenin should not be given to patients with a penicillin allergy or administered by subconjunctival injection.

## Side-effects

As with other penicillins.


*Additional information is available on request.*



Orbenin (Regd.) (cloxacillin sodium BP) is a product of British research at **Beecham Research Laboratories** Brentford, England, originators of the new penicillins.



eliminate the cross infection risk



**Opulets**  
sterile, single dose  
eye and ear preparations

To overcome the risk of contamination in eye and ear infections, Opulets have been developed as sterile, single dose eye and ear drop tubes and ointment capsules. Each is packed in a film sachet and sterilized by gamma radiation, ensuring effective sterilization, with no loss of activity – the strict criteria of efficacy and safety being met in full.

After each application, these single dose units are discarded, eliminating cross infection risks – each treatment administered by either medical staff or the patient is thus under the most sterile conditions possible in practical medicine.

Opulets provide the lowest unit price available compared with all other preparations of a similar nature. Presentations available at present are:

**Amethocaine Eye Drops**

Amethocaine Hydrochloride  
BP 1.0% w/v

**Atropine Eye Ointment**

Atropine Sulphate BP 0.5% w/w

**Chloramphenicol Eye and Ear Drops**

Chloramphenicol BP 0.5% w/v

**Chloramphenicol Eye and Ear Ointment**

Chloramphenicol BP 1.0% w/w

**Fluorescein Eye Drops**

Fluorescein Sodium BP 1% w/v

**Hydrocortisone Neomycin Eye and Ear Ointment**

Hydrocortisone Acetate BP 1.5% w/w

Neomycin BP 0.5% w/w

**Physostigmine Eye Drops**

Physostigmine (Eserine) Sulphate  
BPC 0.5% w/v

**Sulphacetamide Eye Drops**

Sulphacetamide Sodium BP 10% w/v

**Sulphacetamide Eye Ointment**

Sulphacetamide Sodium BP 6% w/w

*full descriptive technical literature is available on request*

**Pharmax Limited** Thames Road Crayford Kent

