

# The Journal of Laryngology and Otology

EDITED BY  
SIR GEOFFREY BATEMAN

ASSISTANT EDITOR  
LIONEL TAYLOR

## Contents

✓ Middle ear ventilation and stability in tympanoplastic surgery . . . . .	R. J. BENNETT	1097 ✓
Acoustic impedance studies in tympanoplasty . . . . .	J. B. BOOTH	1109
Recurrent Bell's palsy . . . . .	H. G. BODDIE	1117
Wildervanck's syndrome . . . . .	P. M. SHENOI	1121
Clinical interpretation of tonsillar size . . . . .	N. F. WEIR	1137
Embryonal rhabdo-myosarcoma of middle ear. . . . .	P. H. BARNES and M. J. MAXWELL	1145
Clinical records—		
An unusual foreign body in the tracheo-bronchial tree . . . . .	P. K. KAKAR and P. S. SAHARIA	1155
Infra-orbital penetrating foreign body . . . . .	R. C. HENRY	1159
Facial paralysis due to petrous abscess: Case report . . . . .	F. H. LINTHICUM and MALCOLM D. GRAHAM	1163
Odontogenic keratocyst of the maxilla . . . . .	B. KOTTON	1169
An unusual hypopharyngeal tumour . . . . .	L. FEENSTRA and H. J. HOUTHOFF	1177
General notes . . . . .		1181

## Headley Brothers Ltd

Ashford, Kent

Annual Subscription £8 net, U.S.A. \$23

Monthly, £1 net, post free



# The Journal of Laryngology and Otology

(FOUNDED in 1887 by MORELL MACKENZIE and NORRIS WOLFENDEN)

EDITED BY  
SIR GEOFFREY BATEMAN

ASSISTANT EDITOR  
LIONEL TAYLOR

1. Original articles which have not been published elsewhere are invited and should be sent to the Editor. They are considered for publication on the understanding that they are contributed to this *Journal* solely. Reproduction elsewhere, in whole or in part, is not permitted without the previous written consent of the Author and Editor and the customary acknowledgement must be made.

2. Manuscripts should be typewritten, on one side only of the paper, and well spaced. Captions to illustrations should be typed on a separate sheet and sent at the same time as original photographs, etc.

The Harvard system of recording references should be used, e.g. GREEN, C., and BROWN, D. (1951), *Journal of Laryngology and Otology*, 65, 33. The titles of all Journals should be given without abbreviation.

It is most important that authors should verify personally the accuracy of every reference before submitting a paper for publication.

3. Galley proofs and engraver's proofs of illustrations are sent to the author. Corrections, which should be kept to a minimum, must be clearly marked, and no extra matter added. Proofs should be returned within 5 days.

4. Illustration blocks will normally be held by the Printers for three years, after which they will be destroyed. Any author is entitled to have these returned to him, but a request for this must be sent within three years of the appearance of the article, to HEADLEY BROTHERS LTD., The Invicta Press, Ashford, Kent. Coloured illustrations will be charged to authors, unless a special grant is authorized by the Editor.

5. Orders for reprints must be sent when returning galley proofs, and for this purpose special forms are supplied.

6. Editorial communications may be addressed to THE EDITOR, *Journal of Laryngology*, c/o HEADLEY BROTHERS LTD., The Invicta Press, Ashford, Kent.

7. The annual subscription is £8 (eight pounds sterling) post free; U.S.A. \$23 post free, and payable in advance.

8. Single copies of current or back numbers (when available) will be on sale at £1 (including postage) each.

9. All subscriptions, advertising and business communications should be sent to the publishers, or subscription agents.


**HEADLEY BROTHERS LTD.**

The Invicta Press, ASHFORD, Kent.

© *Journal of Laryngology and Otology Ltd.*, 1972

# AMPLIVOX 84

## The successor to the world's most widely used clinical Audiometer.



**Take a look at all the advantages you get  
with this superb audiometer.**

- *Pure tone at eleven frequencies—now including 750 Hz*
- *Bone conduction at eight frequencies*
- *Narrow band masking via insert and headphones*  
*Automatic presentation*
- *ISO specification*
- *Trimpot calibration*
- *Continuously variable second channel for ABLB*  
*(Fowler) recruitment test*
- *Tone decay test*
- *Illuminated patient's signal*

**PLUS** *Calibrated speech audiometry via microphone or tape.*

Write now for illustrated brochure to :

**AMPLIVOX HEARING CONSERVATION LTD**

Beresford Avenue, Wembley, Middx. HA0 1RU. Phone : 01-902 8991

# Oto-, Rhino-, Laryngology

*Important, up-to-date, and scientifically accurate abstracts  
of reports from the world's biomedical literature dealing with  
Oto-, Rhino-, Laryngology  
are brought to your desk in this monthly publication.*

*First published in 1948,  
Oto-, Rhino-, Laryngology currently contains some 4,750 abstracts each year.*

## MAIN CHAPTER HEADINGS

- |                                    |                                      |
|------------------------------------|--------------------------------------|
| 1. SKULL                           | 16. NASOPHARYNX                      |
| 2. FACE AND LIPS                   | 17. NASAL SINUSES                    |
| 3. MOUTH                           | 18. EXTERNAL EAR                     |
| 4. TONGUE                          | 19. MIDDLE EAR                       |
| 5. SALIVARY GLANDS                 | 20. INTERNAL EAR                     |
| 6. NECK                            | 21. OTOSCLEROSIS                     |
| 7. PHARYNX                         | 22. MENIERE DISEASE                  |
| 8. ESOPHAGUS                       | 23. FACIAL NERVE                     |
| 9. LARYNX                          | 24. VESTIBULAR SYSTEM                |
| 10. TRACHEA                        | 25. CEREBELLOPONTINE<br>ANGLE TUMORS |
| 11. BRONCHI, LUNGS,<br>MEDIASTINUM | 26. HEARING                          |
| 12. OLFATORY SYSTEM                | 27. SPEECH                           |
| 13. EXTERNAL NOSE                  | 28. PHONIATRICS                      |
| 14. NASAL CAVITY                   | 29. ANESTHESIA                       |
| 15. NASAL SEPTUM                   |                                      |

Specimen copies are available on request.

Annual Subscription Rate:  
U.S. \$50.00/£20.95. Sterling/Dfl. 180,00

**EXCERPTA MEDICA**  
Herengracht 119-123, Amsterdam, The Netherlands

Please mention *The Journal of Laryngology and Otology* when replying to advertisements





THE NEW ACOUSTIC IMPEDANCE METER

# PETERS

Audiometers and Sound Proof  
Rooms for clinics, hospitals, schools and  
factories all over the world

Literature and further information from:

## PETERS

Head Office: 55 Clarkehouse Road,  
Sheffield S10 2LE Telephone 0742 64434

Regional Sales and Service Centres

London: 45 New Cavendish Street,  
London W1 Telephone 01-935 2604

South West England: 7 St. Augustine's Parade,  
Bristol BS1 4 HX Telephone 0272 20737

Please mention *The Journal of Laryngology and Otology* when replying to advertisements

# SUDAFED

## nasal decongestant

**The efficacy of SUDAFED as a decongestant has recently been demonstrated:**

“In a double blind trial, oral pseudoephedrine (60 mg) was shown to produce a significant increase in maximal nasal flow...”

*Europ J clin Pharmacol, (1971) 3, 182*

Unlike many decongestants SUDAFED\* does not cause drowsiness because it contains no antihistamine. SUDAFED leaves your patient breathing clearly and thinking clearly.

Each SUDAFED tablet contains 60 mg of pseudoephedrine hydrochloride.

Also available: SUDAFED Elixir containing 30 mg pseudoephedrine hydrochloride in each 5 ml.



\*Trade Mark

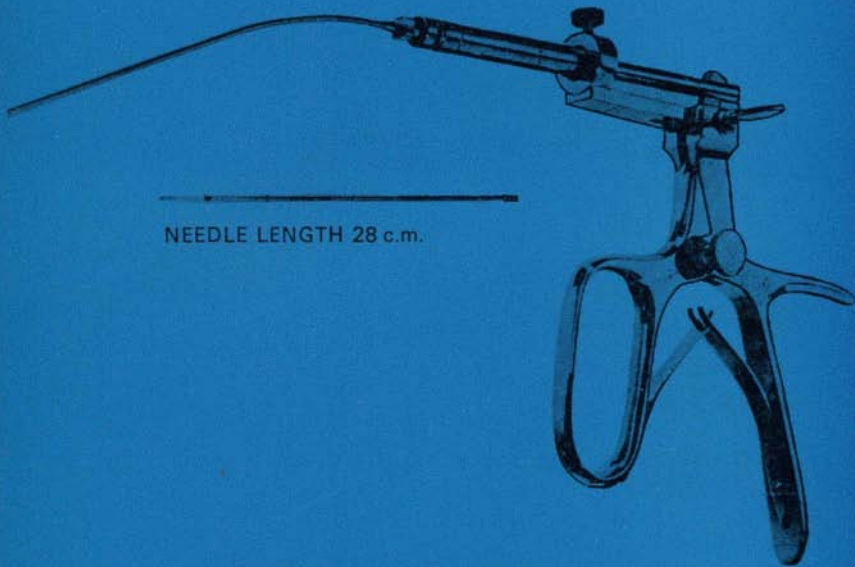
Full information is available on request.

**Calmic Limited, Medical Sales Division**

(The Wellcome Foundation Ltd.) **Berkhamsted, Herts.**

# TEFLON PASTE INJECTION SYRINGE

BY P. McKELVIE F.R.C.S., D.L.O.



The Teflon Paste Syringe was developed to overcome the difficulties experienced with other types of Laryngeal Injection Syringes which were difficult to use and fill, due to the resistance of the Teflon Paste.

DOWN BROS AND MAYER & PHELPS LIMITED  
CHURCH PATH MITCHAM SURREY ENGLAND



For advertisement space in this Journal

apply to

**HEADLEY BROTHERS LTD.**

Ashford, Kent

# THE LARYNGOSCOPE

A Monthly Journal  
devoted to the disease of  
**EAR, NOSE AND THROAT**

*Official organ for the American Laryngological  
Rhinological and Otological Society*

Price \$25.00 per year      Canada \$27.00 per year  
Foreign \$27.00 per year

ESTABLISHED 1896

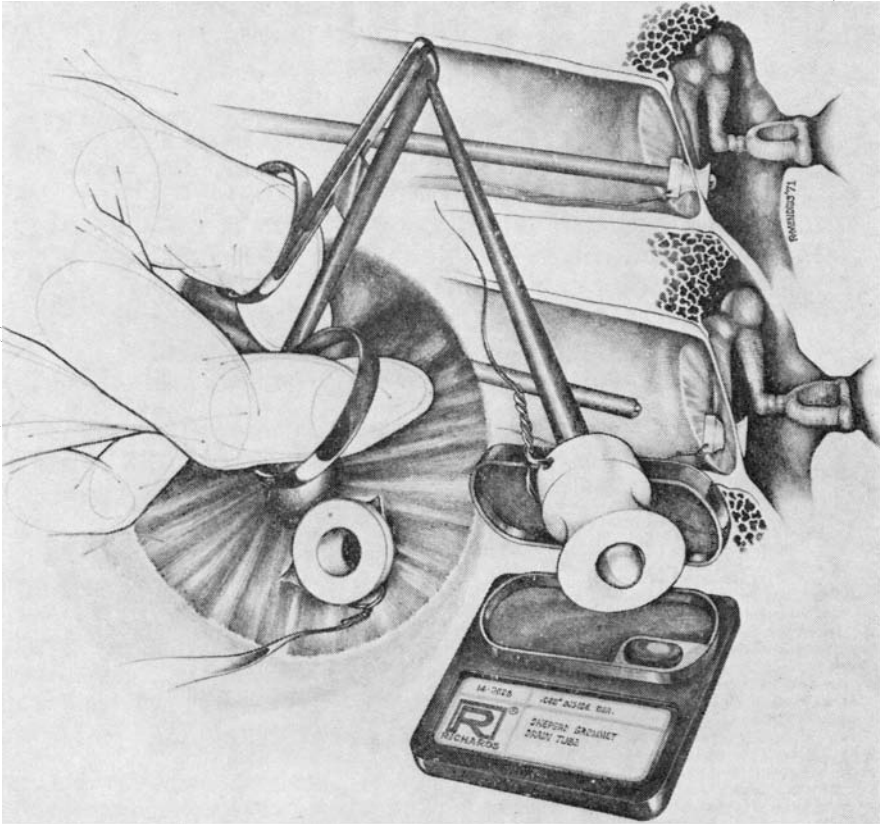
JOSEPH H. OGURA, M.D.  
EDITOR

222 PINE LAKE ROAD, COLLINSVILLE,  
ILLINOIS 62234

Please mention *The Journal of Laryngology and Otology* when replying to advertisements



## A Comprehensive Approach to Middle Ear Ventilation



Whether performed in the office or at surgery, routine middle ear ventilation can very well become time-consuming and inconvenient if the implants are difficult to handle and identify, if sterile technique is in question or if the preferred size and style of tube is not available.

Designing and crafting middle ear ventilation tubes, such as the hand finished Shepard Grommet illustrated, is only the first step in Richards efforts to provide the physician a quick, sure means of completing his procedure without difficulty. The availability of tubes in the sizes, materials and configurations preferred, precision inserting instruments in three tube sizes and a safeguard system of reusable sterile packaging and identification are exclusive features that conserve valuable time and help to insure the desired result when Richards middle ear ventilation tubes are specified.



**RICHARDS MANUFACTURING COMPANY, INC.**  
1450 BROOKS RD., MEMPHIS, TENN. 38116, A.C. 901 • 396-2121

**RICHARDS SURGICAL S.A.**  
RUE DES BEGONIAS NO. 4  
1170 BRUSSELS, BELGIUM

**RICHARDS SURGICAL LTD.**  
130 EAST DRIVE  
BRAMALEA, ONTARIO

# British evidence confirms value of

# SERC<sup>®</sup>

betahistine

# in Meniere's syndrome

Serc is the first drug to offer comprehensive action against all the manifestations of Meniere's syndrome. A British trial\* now confirms its clinical value. Objective tests of hearing and vestibular function in 11 patients before and after treatment with Serc showed a dramatic improvement in many cases. There was an overall average gain in hearing over the whole group in both ears. Studies of nystagmus suggested an improvement in vestibular function. Subjectively, 9 out of 11 patients claimed an improvement in the symptom of vertigo and all 11 claimed reduction in tinnitus.

\*Journal of Laryngology, and Otology, 1971, 85:369.

Serc is supplied as tablets each containing 8 mg. betahistine dihydrochloride. Further information available on request.

**SERC: the first and only specific treatment for Meniere's syndrome**

**duphar** DUPHAR LABORATORIES LIMITED WEST END SOUTHAMPTON TEL 04218 2281  
PHILIPS DUPHAR (IRELAND) LIMITED RAINSFORD STREET DUBLIN 8 TEL DUBLIN 754271 

Please mention *The Journal of Laryngology and Otology* when replying to advertisements

# ALLERGIC RHINITIS

## A completely fresh approach

The unique way in which sodium cromoglycate prevents asthmatic reactions has been the subject of over 150 clinical trials. Prompted by this success, more recent investigators have shown that, in the form of RYNACROM, sodium cromoglycate has a similar protective effect on the nasal mucosa and can provide year-round prophylaxis in allergic rhinitis.<sup>2</sup>



RYNACROM is not a decongestant, anticholinergic, antihistamine or steroid. Its action is unlike any other form of treatment.

In the face of challenge - pollen, house dust, feathers, pets, etc - RYNACROM (sodium cromoglycate) prevents the degranulation of those cells which normally rupture and release histamine and inflammatory agents. Thus regular insufflation of RYNACROM provides continuous prophylaxis from a condition which, hitherto, has been difficult to control symptomatically and even more difficult to prevent. A number of patients who

have failed to respond to other forms of treatment have greatly benefited from RYNACROM!

RYNACROM does not produce inconvenient side effects associated with conventional therapy.

*References*

1. Practitioner 1972 208 671
2. J Laryngol & Otol 1972 86 725

Further information is available from



FISONS LIMITED - PHARMACEUTICAL DIVISION  
Loughborough, Leicestershire, England



# RYNACROM<sup>®</sup>

Sodium Cromoglycate BP

## prophylaxis in allergic rhinitis

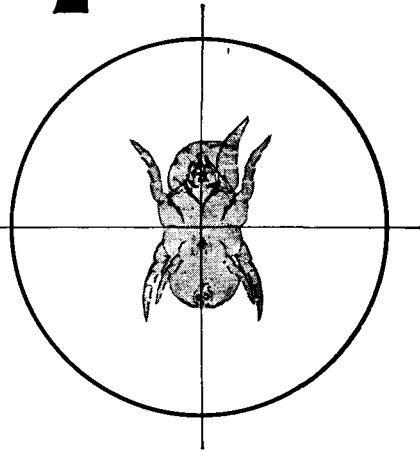
<sup>®</sup>Registered trade mark

1374

# "A safe and effective method of treating house dust mite sensitivity"<sup>1</sup>

This was the conclusion reached by a group of British clinicians, in a preliminary report on ALLPYRAL-MITE FORTIFIED HOUSE DUST.

For those patients with house dust mite sensitivity, ALLPYRAL-MITE FORTIFIED HOUSE DUST offers specific hypo-sensitisation therapy; the preliminary report, on an uncontrolled trial, suggests that good results might be achieved in as many as 83% of patients.



1. Munro-Ashman, D. et al (1970) – IN PRESS.

## Allpyral mite fortified house dust

Like all Allpyral allergen extracts, mite fortified house dust is prepared by pyridine extraction and alum precipitation. This type of extract has been shown to give fewer reactions than the traditional aqueous extracts.

Full information is available on request



**DOME** LABORATORIES, DIVISION OF MILES LABORATORIES LTD  
STOKE COURT, STOKE POGES, SLOUGH, BUCKS. TEL: FARNHAM COMMON 2151



ALLPYRAL is a trade mark DM 444



# calgitex E.N.T. Ribbon Gauze has significant advantages for the E.N.T. Surgeon



Calgitex Alginate Gauze, is already being used with successful results by ENT Surgeons throughout the world. Calgitex is highly suitable for packing procedures due to its soft texture and slow absorption rate.

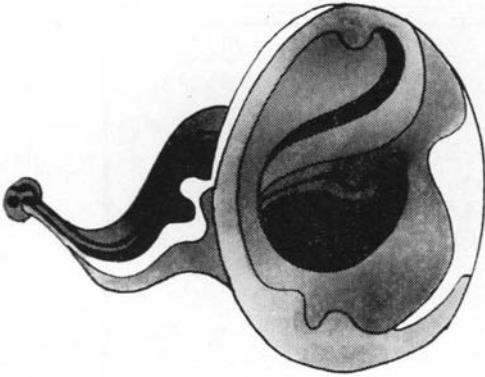
- \* Extensive compatibility with anti-biotics.
- \* Non adherent.
- \* Easy and painless removal.
- \* Specially made for the ENT Surgeon.

**calgitex**  
is a registered  
trade mark.



**Medical Alginates Ltd.,** Wadsworth Road, Perivale, Middlesex.  
Tel: 01-997 4441. A member of the **Optrex Group.**  
Please send me samples & literature of Calgitex ENT  
Ribbon Gauze.  
NAME \_\_\_\_\_  
ADDRESS \_\_\_\_\_  
\_\_\_\_\_

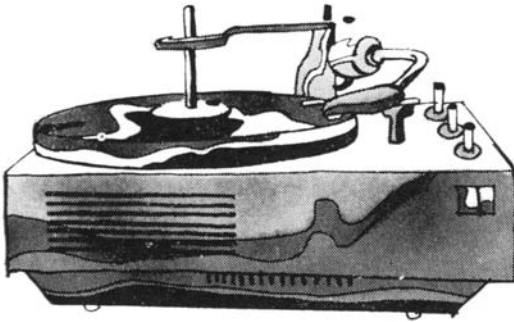
for old ears ...



for cold ears ...



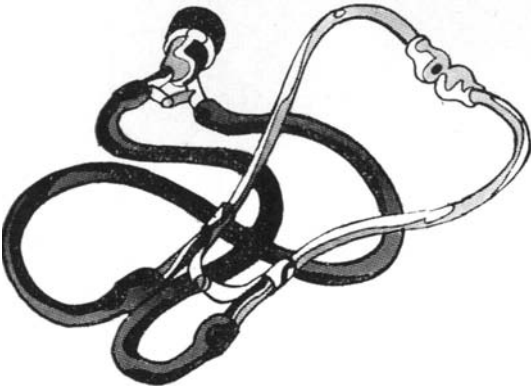
for musical ears ...



for mysterious ears ...



for medical ears ...



for patient ears ...

Anti-infective/anti-inflammatory, OTOSPORIN\*  
Drops contain polymyxin B sulphate, neomycin sulphate and hydrocortisone.  
Supplied in dropper bottles of 5 ml.

\*Trade Mark

Full information is available on request



# OTOSPORIN clears infected ear



Wellcome

Burroughs Wellcome & Co. (The Wellcome Foundation Ltd.) Berkhamsted, Herts.

