



---

THE CANADIAN JOURNAL OF

# Neurological Sciences

---

LE JOURNAL CANADIEN DES

# Sciences Neurologiques

---

VOLUME 35 NUMBER 5 NOVEMBER 2008



*Calgary, Alberta, Canada.  
City of Calgary, Foothills Medical Centre, Alberta Children's Hospital and the University of Calgary  
Photos courtesy of Dr. Robert Lee, Calgary, Alberta*

AN INTERNATIONAL JOURNAL PUBLISHED BY THE CANADIAN NEUROLOGICAL SCIENCES FEDERATION

---

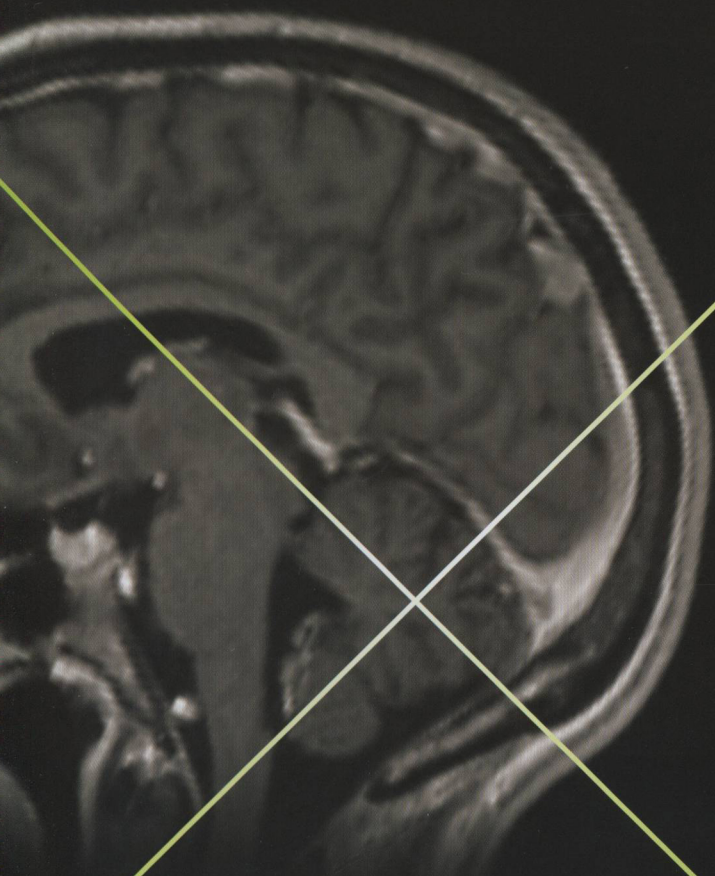
*The official Journal of: The Canadian Neurological Society, The Canadian Neurosurgical Society, The Canadian Society of Clinical Neurophysiologists, The Canadian Association of Child Neurology*

PM 40007777 R 9824



# u'ber-sharp

the power and precision of  
**Leksell Gamma Knife® Perfexion™**



Leksell Gamma Knife® Perfexion™ and Elekta Axesse™, an image-guided radiosurgery treatment solution optimized for neurosurgery, are redefining stereotaxy in radiation medicine. Learn more about how Elekta's new line of stereotactic radiosurgery solutions are creating new possibilities for your most challenging cases by visiting [www.elekta.com/proof](http://www.elekta.com/proof)



Redefining Stereotaxy in Radiation Medicine *a case at a time*

---

THE CANADIAN JOURNAL OF  
**Neurological Sciences**  
LE JOURNAL CANADIEN DES  
**Sciences Neurologiques**

---

VOLUME 35 NUMBER 5 NOVEMBER 2008

**EDITORIAL**

- 541** Envisioning the Journal  
*G. Bryan Young*

**COMMENTARY**

- 542** The Neurological Advocate?  
*Michael I. Shevell*

**REVIEW ARTICLES**

- 544** Hemispherectomy for Massive Middle Cerebral Artery Infarction: A Review  
*Dulka Manawadu, Ahmed Quateen, J. Max Findlay*
- 551** Peripheral Sensory Axon Growth: From Receptor Binding to Cellular Signaling  
*Budd A. Tucker, Karen M. Mearow*

**ORIGINAL ARTICLES**

- 567** Recombinant Factor VIIa plus Surgery for Intracerebral Hemorrhage  
*Christina S. Sutherland, Michael D. Hill, Anthony M. Kaufmann, Joseph A. Silvaggio, Andrew M. Demchuk, Garnette R. Sutherland*
- 573** Variability in Physician Care Practices for Glucose Treatment in Stroke Patients  
*Leanne K. Casaubon, Alexandra Saltman, Valentina Peeva, Marguerite Ennis, Ngan Lam, Frank L. Silver, Moira K. Kapral*
- 583** Acute Stroke with Hyperdense Middle Cerebral Artery Sign Benefits from IV rtPA  
*M.C. Tartaglia, S. Di Legge, G. Saposnik, V. Jain, R. Chan, M. Brussière, V. Hachinski, C. Frank, K. Hesser, D. Pelz*
- 588** Unruptured Cerebral Aneurysms Presenting with Ischemic Events  
*Nancy McLaughlin, Michel W. Bojanowski*
- 593** Prevalence of Multiple Sclerosis in Canada: A Systematic Review  
*Alexandre Y. Poppe, Christina Wolfson, Bin Zhu*

- 602** Progressive Supranuclear Palsy: A Review of Co-Existing Neurodegeneration  
*J. Keith-Rokosh, L.C. Ang*
- 609** Intraspinal Neurenteric Cysts in Children  
*Chunquan Cai, Changhong Shen, Weidong Yang, Qingjiang Zhang, Xiaoli Hu*
- 616** Alexia With and Without Agraphia: An Assessment of Two Classical Syndromes  
*Claire A. Sheldon, George L. Malcolm, Jason J.S. Barton*
- 625** Inflammatory Cerebrospinal Fluid in Sporadic Creutzfeldt-Jakob Disease  
*Esther Bui, Eric Ehrensperger, Demetrios J. Sahlas, Brian J. Murray, Catherine Bergeron, Rafael S. Glikstein, Richard Aviv, Hyman M. Schipper*
- 630** Oscillatory Characteristics of Nociceptive Responses in the SII Cortex  
*Fu-Jung Hsiao, Wei-Ta Chen, Kwong-Kum Liao, Zin-An Wu, Low-Tone Ho, Yung-Yang Lin*
- 638** Circulating Endothelial Cells as Potential Markers of Atherosclerosis  
*Yang Gao, Chunyan Liu, Xiangjian Zhang, Jian Gao, Chunyan Yang*
- 643** Reliability of the MMSE Administered In-Person and by Telehealth  
*Wendaline McEachern, Andrew Kirk, Debra G. Morgan, Margaret Crossley, Carol Henry*
- 647** Concussion Incidence and Time Lost from Play in the NHL During the Past Ten Years  
*Richard A. Wennberg, Charles H. Tator*

**NEUROIMAGING HIGHLIGHT**

- 652** Submitted by: *Dulka Manawadu, Ken Butcher, J. Max Findlay*

**PEER REVIEWED LETTERS**

- 655** A Cool-Handed Patient with a Right Hemispheric Stroke  
*Glen Jicking, James Scozzafava, Mickael Mouradian, Randy MacDonald, Ashfaq Shuaib*



---

THE CANADIAN JOURNAL OF

# Neurological Sciences

---

LE JOURNAL CANADIEN DES

# Sciences Neurologiques

---

VOLUME 35 NUMBER 5 NOVEMBER 2008

- 658** Motor Cortex and Spinal Degeneration in Multisystem Atrophy: A Multimodal Study

*Taim Muayqil, K. Ming Chan, Richard Camicioli, Chris Hanstock, John Wong, Luis Concha, Christian Beaulieu, Wendy Johnston, Paul Stenerson, Sanjay Kalra*

- 661** Herpes Radiculitis Following Surgery for Symptomatic Cervical Foraminal Stenosis

*Juergen Grauvogel, Vassilios I. Vougioukas*

- 664** Middle Cerebral Artery Pseudoaneurysm Formation Following Stereotactic Biopsy

*Mahmoud Rayes, Dina A. Bahgat, William J. Kupsky, Sandeep Mittal*

- 669** Medication Use in Patients Presenting to a Rural and Remote Memory Clinic

*Trevor A. Steve, Andrew Kirk, Margaret Crossley, Debra Morgan, Carl D'Arcy, Jay Biem, Dorothy Forbes, Norma Stewart*

- 672** Intraarterial Thrombolysis Following Clipping of an Unruptured Aneurysm

*Nancy McLaughlin, Michel W. Bojanowski*

- 674** Partial Anterior Cervical Cord Infarction Following Vertebral Artery Dissection

*M. Machnowska, F. Moien-Afshari, C. Voll, S. Wiebe*

- 678** Canadian Association of Neuropathologists ABSTRACTS

*Abstracts of papers and cases presented at the 48th Annual Meeting in Edmonton, Alberta, September 17-20, 2008.*

- 685** Books Reviewed/Books Received

- 689** Authors Index

- 692** Subject Index Index

A-9	Information for Authors
A-20	Advertisers Index
A-11	Classified Ads
A-8	CNSF Sponsors
A-14	Calendar of Events

## JOURNAL COVER

**We are investigating different options for the cover of the Journal and thought it might be appropriate to include pictures of major Canadian Cities and/or Universities as taken by our readers.**

**If you are interested in submitting pictures, please send them to [maggie-mccallion@cnsfederation.org](mailto:maggie-mccallion@cnsfederation.org) in high resolution format, (i.e. tif or jpeg). Please also indicate your willingness to provide these pictures free of charge. Picture 'acknowledgement' will be provided.**



For the treatment of RRMS

# COPAXONE®

With your patients  
for the long run.



### DEMONSTRATED IMPACT ON DISABILITY

- Greater reduction in mean change in EDSS scores vs. placebo over 2 years (COPAXONE® -0.05 {n=125}, placebo +0.21 {n=126}; p=0.023)<sup>1</sup>

### REDUCED RELAPSE RATES\*

- 35% mean reduction at 9 months (COPAXONE® 0.50 {n=113}, placebo 0.77 {n=115}; p=0.0077)<sup>1</sup>
- 29% mean reduction at 24 months (COPAXONE® 1.19 {n=125}, placebo 1.68 {n=126}; p=0.007)<sup>1</sup>

### ESTABLISHED SAFETY PROFILE

- Demonstrated for over 10 years in clinical trials<sup>1</sup>
- No recommended monitoring of liver and thyroid function or complete blood count<sup>1</sup>

COPAXONE® is indicated for use in ambulatory patients with Relapsing-Remitting Multiple Sclerosis (RRMS) to reduce the frequency of relapses. The safety and efficacy of COPAXONE® in chronic progressive MS have not been established.

The most commonly observed adverse events associated with the use of COPAXONE® in controlled trials which occurred at higher frequency than placebo were: injection site reactions (2.4-66.4% vs. 0-36.5%), vasodilation (27.2% vs. 11.1%), chest pain (26.4% vs. 10.3%), asthenia (64.8% vs. 61.9%), infection, pain, nausea (23.2% vs. 17.5%), arthralgia (24.8% vs. 17.5%), anxiety and hypertension (35.2% vs. 29.4%).

Reference: 1. COPAXONE® (glatiramer acetate injection) Product Monograph, TEVA Neuroscience

COPAXONE® is a registered trademark of Teva Pharmaceutical Industries Ltd. It is used under license, TEVA and the design herein are registered trademarks of Teva Pharmaceutical Industries Ltd. in the United States and other countries. ©2008 Teva Neuroscience LP - S.E.R.L.C., Montreal, Quebec H3A 3L4

# COPAXONE®

(glatiramer acetate injection)

Treating RRMS for the long run.

For brief prescribing information see page A-12, A-13



---

THE CANADIAN JOURNAL OF

# Neurological Sciences

---

LE JOURNAL CANADIEN DES

# Sciences Neurologiques

---

VOLUME 35 NUMBER 5 NOVEMBER 2008

**Éditeur-in-Chief/Rédacteur en chef**

G. Bryan Young LONDON, ON

**Associate Editors/Rédacteurs associés**

J. Max Findlay EDMONTON, AB  
Michael Shevell MONTREAL, QC  
Timothy J. Benstead HALIFAX, NS  
Mike Poulter LONDON, ON  
Serge Gauthier VERDUN, QC  
Mandar Jog LONDON, ON

**Past Editors/Anciens rédacteurs en chef**

Douglas W. Zochodne CALGARY, AB  
James A. Sharpe TORONTO, ON  
Robert G. Lee CALGARY, AB  
Robert T. Ross WINNIPEG, MB  
(Emeritus Editor, Founding Editor)

**Editorial Board/Conseil Scientifique**

Jorge Burneo LONDON, ON  
Richard Desbiens QUEBEC CITY, QC  
David Fortin SHERBROOKE, QC  
Mark Hamilton CALGARY, AB  
Robert Hammond LONDON, ON  
Hans-Peter Hartung DUSSELDORF, GERMANY  
Michael Hill CALGARY, AB  
Alan C. Jackson WINNIPEG, MB  
Daniel Keene OTTAWA, ON  
Douglas Kondziolka PITTSBURGH, PA, USA  
Terence Myles CALGARY, AB  
James Perry TORONTO, ON  
Paul Steinbok VANCOUVER, BC  
Oksana Suchowersky CALGARY, AB  
Brian Toyota VANCOUVER, BC  
Brian Weinschenker ROCHESTER, MN, USA  
Samuel Wiebe CALGARY, AB  
Elaine Wirrell ROCHESTER, MN, USA

**SECTION EDITORS/CONSEIL DE RÉDACTION**

**Neuroimaging Highlight/Neuroimagerie**

Richard Farb TORONTO, ON  
David Pelz LONDON, ON

**Neuropathological Conference/Conférence  
sur la neuropathologie**

Robert Hammond LONDON, ON

**Book Review/Critiques de livres**

Andrew Kirk SASKATOON, SK

**Critically Appraised Topic Summaries (CATS)**

Jorge Burneo LONDON, ON  
Mary Jenkins LONDON, ON

**The official journal of / La Revue officielle de:**

**The Canadian Neurological Society  
La Société Canadienne de Neurologie  
The Canadian Neurosurgical Society  
La Société Canadienne de Neurochirurgie  
The Canadian Society of Clinical Neurophysiologists  
La Société Canadienne de Neurophysiologie Clinique  
The Canadian Association of Child Neurology  
L'Association Canadienne de Neurologie Pédiatrique**

The permanent secretariat for the four societies and the Canadian Neurological Sciences Federation is at:

Le secrétariat des quatre associations et du Fédération des sciences neurologiques du Canada est situé en permanence à:  
7015 Macleod Trail SW, Suite 709, Calgary AB, Canada T2H 2K6.

---

The Canadian Journal of Neurological Sciences is published quarterly. The annual subscription rate for Individuals are: C\$90 (Canada), US\$90 (USA), and US\$95 (elsewhere). Subscription rates for Institutions are: C\$100 (Canada), US\$100 (USA), and US\$105 (elsewhere). Resident, intern and student rates are available. See [www.cjns.org](http://www.cjns.org) for details. Single copies C\$25 each plus postage and handling. All manuscripts and communications should be sent to: Canadian Journal of Neurological Sciences, 709 - 7015 Macleod Trail SW, Calgary, AB Canada T2H 2K6. Telephone (403) 229-9575; Fax (403) 229-1661. E-mail: [journal@cjns.org](mailto:journal@cjns.org); Website: [www.cjns.org](http://www.cjns.org) COPYRIGHT © 2008 by THE CANADIAN JOURNAL OF NEUROLOGICAL SCIENCES INC. All rights reserved. No part of this journal may be reproduced in any form without the prior permission of The Canadian Journal of Neurological Sciences. Mailed under Publications Mail Agreement no: 40007777; PAP Registration no: 09824. Postage paid at Calgary, Alberta. This journal is indexed by ASCA, ASFA, AbHyg, AgBio, BIOBASE, BIOSIS Prev, BioLab, ChemAb, CurCont, DentInd, EMBASE, ExcerptMed, HelmAb, IABS, ISR, IndMed, Inpharma, JW-N, LHB, MEDLINE, MycolAb, NRN, NSCI, NutrAb, PE&ON, PN&I, ProtozoAb, PsychInfo, PsycholAb, RM&VM, RRTA, Reac, RefZh, SCI, SCOPUS, TDB, WeedAb, e-psyche, BLDSC (3033.300000), CASDDS, CISTI, GNLM, IDS, IE, Infotrieve, Ingenta, CCC.

Le Journal Canadien des Sciences Neurologiques est publié trimestriellement. L'abonnement annuel est de 90 \$C (non-membres au Canada); 90 \$É-U (Etats Unis) et 95 \$É-U (ailleurs); l'abonnement annuel pour les institutions est de 100 \$C (non-membres au Canada); 100 \$É-U (Etats Unis) et 105 \$É-U (ailleurs); Internes, résidents, fellows pré et post doctoral voir [www.cjns.org](http://www.cjns.org) pour détails. Copie simple: 25 \$C plus affranchissement et manutention. Toutes les communications et les manuscrits doivent être adressés à Journal Canadien des Sciences Neurologiques, 709 - 7015 Macleod Trail SW, Calgary, AB Canada T2H 2K6. Téléphone (403) 229-9575; Fax (403) 229-1661. E-mail [journal@cjns.org](mailto:journal@cjns.org); Website: [www.cjns.org](http://www.cjns.org) DROITS D'AUTEUR © 2008: THE CANADIAN JOURNAL OF NEUROLOGICAL SCIENCES INC. Tous droits réservés. Aucune partie de ce Journal ne peut être reproduite, sous quelque forme que ce soit, sans la l'autorisation du Journal Canadien des Sciences Neurologiques. Posté sous poste-publications: numéro de convention: 40007777; numéro d'enregistrement PAP 09824. Port payé à Calgary, Alberta. Le Journal est cité et indexé dans ASCA, ASFA, AbHyg, AgBio, BIOBASE, BIOSIS Prev, BioLab, ChemAb, CurCont, DentInd, EMBASE, ExcerptMed, HelmAb, IABS, ISR, IndMed, Inpharma, JW-N, LHB, MEDLINE, MycolAb, NRN, NSCI, NutrAb, PE&ON, PN&I, ProtozoAb, PsychInfo, PsycholAb, RM&VM, RRTA, Reac, RefZh, SCI, SCOPUS, TDB, WeedAb, e-psyche, BLDSC (3033.300000), CASDDS, CISTI, GNLM, IDS, IE, Infotrieve, Ingenta, CCC.

**Journal Staff**


Dan Morin, *Chief Executive Officer*  
Maggie McCallion, *Designer/Production Coordinator*  
Cindy Leschyshyn, *Editorial Coordinator*

**Advertising representative/Représentant de publicité:**

Brett Windle, *Corporate Development Coordinator*  
Tel (403) 229-9575 Fax (403) 229-1661  
E-mail: [brett-windle@cnsfederation.org](mailto:brett-windle@cnsfederation.org)

**Printer/Imprimeur:**

Unicom Graphics, 4501 Manitoba Road SE  
Calgary, Alberta T2G 4B9

We acknowledge the assistance of the Government of Canada through the Publications Assistance Program towards our mailing costs. 

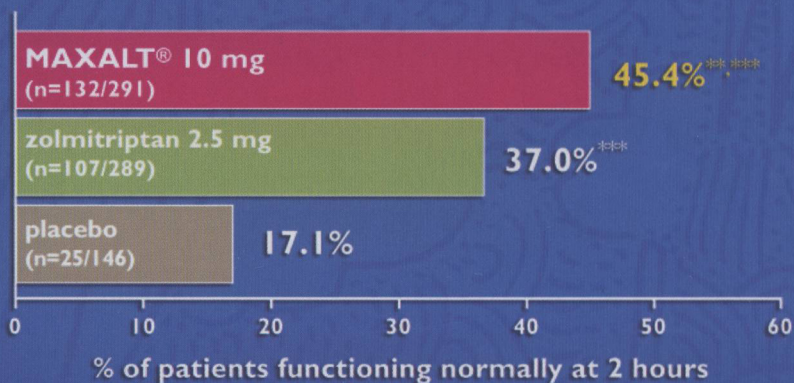
ISSN 0317 - 1671



**MAXALT® RPD: The most dispensed non-tablet formulation migraine drug in Canada!**

# Help Them Face the Day

**23% more patients** experienced return to normal function at 2 hours with <sup>Pr</sup>MAXALT® 10 mg tablet than with zolmitriptan 2.5 mg.<sup>2,\*</sup>



Adapted from Pascual J et al

No statistically significant difference in headache relief was seen at the 2-hour endpoint.<sup>2</sup>

MAXALT® (rizatriptan benzoate) is indicated for the acute treatment of migraine attacks with or without aura in adults. MAXALT® is not intended for the prophylactic therapy of migraine or for use in the management of hemiplegic, ophthalmoplegic or basilar migraine. Safety and effectiveness of MAXALT® have not been established for cluster headache, which is present in an older, predominantly male population.

MAXALT® is contraindicated in patients with history, symptoms, or signs of ischemic cardiac, cerebrovascular or peripheral vascular syndromes, valvular heart disease or cardiac arrhythmias (especially tachycardias). In addition, patients with other significant underlying cardiovascular diseases should not receive MAXALT®. MAXALT® is also contraindicated in patients with uncontrolled or severe hypertension. MAXALT® is contraindicated in co-administration with monoamine oxidase (MAO) inhibitors within 2 weeks after discontinuation of treatment, and within 24 hours of administration of 5-HT<sub>2</sub> agonists and ergot-type medications. For a complete list of contraindications, please consult the Product Monograph.

The recommended single adult dose is 5 mg. The maximum recommended single dose is 10 mg.

The most common adverse events during treatment with MAXALT® (rizatriptan benzoate) tablets 10 mg were dizziness (8.9%), somnolence (8.4%), asthenia/fatigue (6.9%), nausea (5.7%) and pain/pressure sensation (1.8-3.1%). The most common adverse events during treatment with MAXALT RPD® (rizatriptan benzoate) wafers 10 mg were dizziness (8.6%), nausea (7.0%), dry mouth (6.0%), somnolence (5.3%), asthenia/fatigue (3.6%), and pain/pressure sensation (chest, 1.7%; neck/throat/jaw, 2.0%; upper limb, 2.0%).

MAXALT RPD® wafers contain phenylalanine (a component of aspartame).

\*Return to normal function: An assessment of functional disability on a four-point scale (0=normal, 1=mildly impaired, 2=severely impaired, 3=unable to do activities, requires bed-rest).<sup>2</sup> A randomized, double-blind, placebo-controlled outpatient study comparing the clinical profiles of rizatriptan 10 mg tablets and zolmitriptan 2.5 mg tablets for the acute treatment of a single migraine attack. A total of 882 men and women who met the IHS criteria for migraine with or without aura were enrolled. Patients had to have had a six-month history of migraine and usually experienced one to eight attacks per month.<sup>2</sup>

\*\*p<0.05 vs zolmitriptan

\*\*\*p<0.001 vs placebo

®Registered Trademarks of Merck & Co., Inc. Used under license.

BEFORE PRESCRIBING, PLEASE CONSULT THE ENCLOSED PRESCRIBING INFORMATION FOR WARNINGS, PRECAUTIONS, ADVERSE EVENTS AND IMPORTANT PATIENT SELECTION CRITERIA.

Reference: 1. Brogan Inc. Geographic Prescription Monitor (GPM®) December 2006 to November 2007. 2. Pascual J et al. Comparison of rizatriptan 10 mg vs zolmitriptan 2.5 mg in the acute treatment of migraine. Cephalalgia 2000;20:455-61.

**Pr Maxalt RPD®**  
(rizatriptan benzoate)

 **MERCK FROSST**  
Discovering today  
for a better tomorrow.

Merck Frosst Canada Ltd., Kirkland, Quebec

MXT-07-CDN-34380402-JA

PAAB



See prescribing summary on page A-18 to A-20



Join us in Halifax, Nova Scotia

for the 44th  
Annual Congress  
of the Canadian Neurological Sciences Federation


June 9-12, 2009

Contact the secretariat office for information  
403-229-9544

Courtesy Destination Halifax / HRM Tourism / J. D'Entremont

# Start with ARICEPT®

for efficacy in mild, moderate  
and severe Alzheimer's disease<sup>1</sup>



ARICEPT® Eisai Co. Ltd., owner/Pfizer Canada Inc., Licensee  
© 2008 Pfizer Canada Inc., Kirkland, Quebec H9J 2M5



# MAKE A DIFFERENCE TO YOUR PROFESSION AND BECOME A JOURNAL REVIEWER

The Canadian Journal of Neurological Sciences is always looking for talented and skilled reviewers to submit timely and high quality reviews of manuscripts. Without these volunteers, the Journal cannot maintain a steady stream of high quality, informational articles relevant to readers.

Reviewing for the Journal supports Canadian clinical neurosciences. Make it your top refereeing priority.

## *The Benefits of Becoming a Reviewer:*

- An annual record of all your refereeing contributions for academic promotional purposes.
- Your name included in the "Thank you to Reviewers" list in the March issue of the Journal.
- Eligibility for the "Distinguished Reviewer of the Year" award, recognizing extensive, timely and high quality reviews.
- Reviewers who regularly contribute to the Journal are considered for the Editorial Board.
- Credits towards your Maintenance of Certification.
- Serving as a Journal reviewer supports your Journal and Canadian clinical neurosciences.

Contact the Canadian Journal of Neurological Sciences  
E-mail: [journal@cjns.org](mailto:journal@cjns.org)

# Stay with ARICEPT

for patients who benefit  
from treatment

ARICEPT is indicated for the symptomatic treatment of patients with mild, moderate and severe dementia of the Alzheimer's type. ARICEPT does not change the underlying course of the disease.

In patients with mild-to-moderate AD, the most common adverse events with ARICEPT 10 mg/d after proper dose escalation include nausea, diarrhea, insomnia, vomiting, muscle cramp, fatigue and anorexia (occurring in at least 5% of patients and at twice the placebo rate). These events are usually mild and transient, resolving with continued ARICEPT treatment without the need for dose modification.

In patients with severe AD, the most common adverse events were vomiting, diarrhea, nausea, and aggression (occurring in at least 5% of patients and at twice the placebo rate). Overall, the majority of adverse events were judged by the investigators to be mild or moderate in intensity.

Reference: 1. ARICEPT/ARICEPT RDT Product Monograph, Pfizer Canada Inc., June 2007.



Choose once-a-day  
**Aricept**<sup>®</sup>  
donepezil HCl 5 & 10 mg tablets  
right from the start.

See prescribing summary on page A-15 to A-17



The Canadian Neurological Sciences Federation is pleased to recognize our Sponsors\* for 2008. These organizations partner with CNSF to determine the causes of, and develop treatment for diseases and injuries of the nervous system, and in the care of patients with these diseases and injuries. Along with support of the Canadian Journal of Neurological Sciences and other initiatives the CNSF maintains throughout the year, these organizations graciously provided unrestricted educational grants to the Annual Congress, this year in Victoria, British Columbia; June 17th – 20, 2008.

### Diamond



### Platinum



### Gold



### Silver



### Bronze

Talecris Biotherapeutics

Neurological Sciences  
Foundation of Canada

Canadian Neurological Society  
Foundation

### Supporters

Lundbeck Canada  
Stellate  
Allergan

Codman Neuro/Johnson & Johnson  
Roxon Medi-Tech  
Teva Neuroscience  
Boehringer/Lilly

IMRIS  
Neurologica  
Bayer Healthcare