

The Journal of Laryngology and Otology

EDITED BY
WALTER HOWARTH

WITH THE ASSISTANCE OF
W. M. MOLLISON

Contents

PATHOLOGICAL CHANGES IN THE EAR IN LATE
CONGENITAL SYPHILIS OTTO MAYER and
J. S. FRASER

CLINICAL RECORD—

INVISIBLE SCARS IN EXTERNAL AND ETHMOIDAL
OPERATIONS A. LOWNDES YATES

SOCIETIES' PROCEEDINGS—

ROYAL SOCIETY OF MEDICINE—SECTION OF LARYNGOLOGY

ABSTRACTS—

THE EAR	THE ŒSOPHAGUS AND
THE NOSE AND ACCESSORY	ENDOSCOPY
SINUSES	THE TRACHEA
THE LARYNX	THE BRONCHUS
THE TONSIL AND PHARYNX	MISCELLANEOUS

REVIEW OF BOOK

OBITUARY—ACHILLE PERONI

GENERAL NOTES

London
Headley Brothers

109 Kingsway, W.C.2

Monthly, 4/- net post free

Annual Subscription, 40/- net

IN ACUTE INFLAMMATORY CONDITIONS, where one of the main objects of treatment is to produce a hyperaemia, the physician will find Antiphlogistine Brand Dressing a valuable medium for this purpose.

It is one of the most convenient ways of applying prolonged moist heat and through its action it helps to abate the severity and duration of the inflammatory attack.

Indicated in cases of

- **Laryngitis**
- **Bronchitis**
- **Tonsillitis**
- **Sinusitis**
- **Otitis Media**
- **Neuralgic Pains**

Sample on request

MADE IN ENGLAND

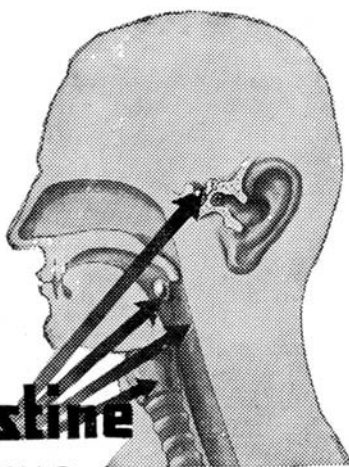
Antiphlogistine

BRAND DRESSING

THE DENVER CHEMICAL MAN'F'G COMPANY

12 CARLISLE ROAD

LONDON, N.W.9




Please mention *The Journal of Laryngology* when replying to advertisements

GUY'S SILENT SUCTION APPARATUS

as made for

WM. MAYHEW MOLLISON, C.B.E., F.R.C.S.

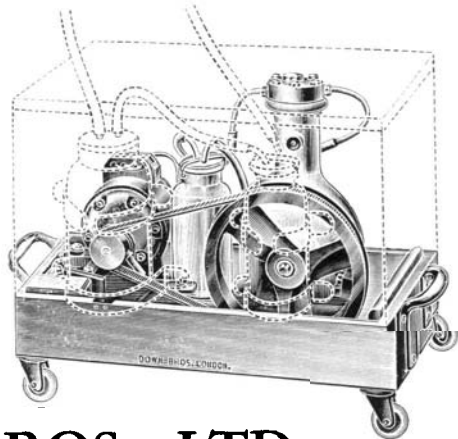


“An efficient *silent* suction apparatus is essential in many throat investigations and operations and indeed is used for many operations on other parts of the body.

“The above illustration shows an Electric Suction Apparatus which can rightly claim to be more efficient than the apparatus generally in use. The suction is continuous and so powerful that clots of blood and the most tenacious mucus are quickly removed. The apparatus is quiet and can easily be moved about the operation theatre and from one theatre to another. It is possible to use it for intra-tracheal

insufflation at the same time as suction since the pump delivers sixty litres of air per minute. The valves in the cylinder head are strong and specially designed for silence in operation and the sump of the machine carries enough oil for six months' continuous use; this ensures efficiency with the minimum of attention. The entire unit is mounted in a robust mahogany case which is fitted with four rubber-tyred castors. On the side of the case two large screw necked bottles are mounted. These bottles are the commercial “Kilner” type and can therefore be replaced with the *minimum of expense*. Blood and other fluids are removed from the operating field by the suction plant and find their way into the big bottle. The second bottle is a safety trap in the unlikely event of the first bottle becoming full at a moment when it is inconvenient to change it.

“There are no resistances to regulate the speed and in order to use the apparatus it is only necessary to connect it to the main electrical supply.” The makers are Down Bros., Ltd., London.



DOWN BROS., LTD.

21 & 23 ST. THOMAS'S STREET, LONDON, S.E.1

(Opposite Guy's Hospital)

and at 22a CAVENDISH SQUARE, LONDON, W.

Telephone : MAYFAIR 0406

Please mention *The Journal of Laryngology* when replying to advertisements

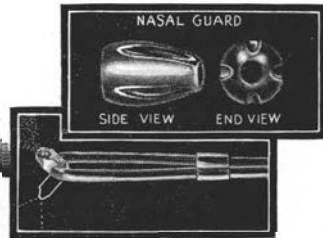
PRESCRIBE DeVilbiss

No. 15 ATOMIZER

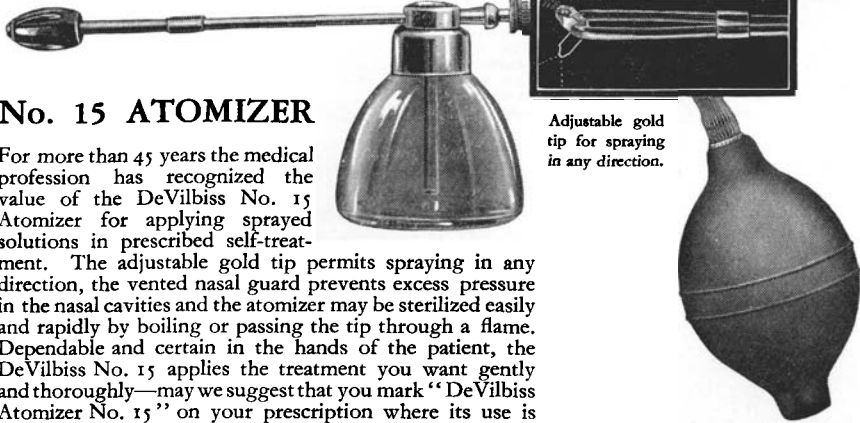
For more than 45 years the medical profession has recognized the value of the DeVilbiss No. 15 Atomizer for applying sprayed solutions in prescribed self-treatment. The adjustable gold tip permits spraying in any direction, the vented nasal guard prevents excess pressure in the nasal cavities and the atomizer may be sterilized easily and rapidly by boiling or passing the tip through a flame. Dependable and certain in the hands of the patient, the DeVilbiss No. 15 applies the treatment you want gently and thoroughly—may we suggest that you mark “DeVilbiss Atomizer No. 15” on your prescription where its use is indicated.

AEROGRAPH Co., Ltd., 43 Holborn Viaduct, London, E.C.1. Sole distributors of DEVILBISS products in the United Kingdom. Telephone: Holborn 1257 and 1258

Ventilating Grooves prevent excess pressure in Nasal Cavities.



Adjustable gold tip for spraying in any direction.



CVS-86

<p>FOURTH EDITION.</p> <p><i>Demy 8vo, 473 pp. 243 Text Illustrations and 21 plates (of which 8 are in colour).</i></p>	<p>FULLY REVISED.</p> <p><i>20s. net, postage 6d.</i></p>
<p>DISEASES OF THE</p> <h2 style="margin: 0;">NOSE, THROAT AND EAR</h2> <p style="margin: 0;">For Practitioners and Students</p> <p style="margin: 0;">Edited by A. LOGAN TURNER, M.D., LL.D., F.R.C.S.E.</p> <p style="margin: 0;"><i>Consulting Surgeon, Ear and Throat Department, Royal Infirmary, Edinburgh</i></p> <p style="margin: 0;"><i>With the collaboration of</i></p> <p style="margin: 0;">J. S. FRASER, M.B., F.R.C.S.E., J. D. LITHGOW, M.B., F.R.C.S.E., G. EWART MARTIN, M.B., F.R.C.S.E., DOUGLAS GUTHRIE, M.D., F.R.C.S.E., CHARLES E. SCOTT, M.B., F.R.C.S.E., and JOHN P. STEWART, M.D., F.R.C.S.E.</p> <p style="margin: 0;">“There is no other book which includes laryngology and otology with such success. . . . The present edition should surpass the previous issues in popularity.”—<i>British Medical Journal.</i></p>	
<p>Bristol: John Wright & Sons Ltd.</p>	<p>London: Simpkin Marshall Ltd.</p>

<p><i>Urgently Needed</i></p> <h2 style="margin: 0;">BACK VOLUMES OF THIS JOURNAL</h2> <p style="margin: 0;">Vol. I (1887) and Vol. II (1888)</p> <p style="margin: 0;"><i>Full price refunded if sent to the Publishers</i></p> <p style="margin: 0;">HEADLEY BROTHERS, 109 Kingsway, London, W.C.2</p>

Please mention *The Journal of Laryngology* when replying to advertisements

Mail Your Order Now!

PROBLEMS OF THE DEAF

By **MAX A. GOLDSTEIN, M.D., F.A.C.S.**

610 Pages—273 Illustrations—Leather Bound

\$6.00 Postage prepaid

An unusual, authoritative and comprehensive volume of XIX chapters, covering every phase of work with the Deaf, Deafened and Speech Defective, by an otologist and teacher of 40 years' experience, including :

Chronological History of Deafness—Anatomy and Physiology—Mechanics of Speech—Speech Defects—Cerebral Localization—Hearing Tests—Methods of Instruction—The Acoustic Method—Training of Teachers—The Deaf Child—Hard-of-Hearing Child—Physician and Deaf Child—Parent of Deaf Child—Deafened Adult—Hearing Aids—Schools for the Deaf—Quacks and Quackeries—Research.

Published by **THE LARYNGOSCOPE PRESS**

4574 West Papin Street

ST. LOUIS, MO.

ROGERS' STANDARD SPRAYS

HAVE A

WORLD-WIDE REPUTATION

For **Efficiency & Reliability**

They are made in many forms, scientifically designed for

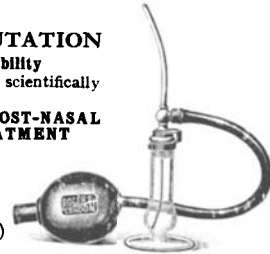

NASAL, PHARYNGEAL, POST-NASAL and LARYNGEAL TREATMENT

Particulars gladly supplied on request

Sole Manufacturer—

FRANK A. ROGERS (LATE OF OXFORD ST.)

1 Beaumont Street, London, W.1



ADVERTISEMENTS

For information regarding rates for Advertisements in this Journal and space available, apply to

HEADLEY BROTHERS, 109 KINGSWAY, LONDON, W.C.2

to whom also all communications with regard to Subscriptions should be addressed.

Please mention *The Journal of Laryngology* when replying to advertisements

The Journal of Laryngology and Otology

(Founded in 1887 by MORELL MACKENZIE and NORRIS WOLFENDEN)

EDITED BY
WALTER HOWARTH

ASSISTED BY
W. M. MOLLISON

1. Original Articles are accepted on the condition that they have not been published elsewhere.
2. Manuscripts should be typewritten, on one side only of the paper, and well spaced.
3. Galley proofs and engraver's proofs of illustrations are sent to the author. Corrections, which should be kept to a minimum, must be clearly marked and no additional matter added.
4. Orders for reprints should be sent when returning galley proofs, and for this purpose special forms are supplied, on which the price of the reprints is stated.
5. Authors of Original Communications on Oto-Laryngology in other Journals are invited to send a copy, or two reprints, to the *Journal of Laryngology*. If they are willing, at the same time, to submit their own abstract (in English, French, Italian, or German) it will be welcomed.
6. Editorial Communications may be addressed to THE EDITOR, *Journal of Laryngology*, c/o HEADLEY BROTHERS, 109 Kingsway, London, W.C.2.
7. The Annual Subscription commencing with the January issue is Two Pounds sterling, post free, and is payable in advance.
8. Single copies, both of the present and the previous series, are on sale at Four Shillings each.
9. All Subscriptions, advertising and business communications should be sent to the Publishers, HEADLEY BROTHERS, 109 Kingsway, London, W.C.2.

United States of America

Orders for this Journal may be sent either through a local bookseller, or to MESSRS. G. E. STECHERT & CO., 31-33 East 10th Street, New York, or may be sent direct to the Publishers, HEADLEY BROTHERS, 109 Kingsway, London, W.C.2, England.

Please mention *The Journal of Laryngology* when replying to advertisements

CONTENTS

	PAGE
PATHOLOGICAL CHANGES IN THE EAR IN LATE CONGENITAL SYPHILIS. Otto Mayer (Vienna) and J. S. Fraser (Edinburgh)	683
CLINICAL RECORD—	
Invisible Scars in External and Ethmoidal Operations. A. Lowndes Yates (London)	715
SOCIETIES' PROCEEDINGS—	
Royal Society of Medicine—Section of Laryngology	720
ABSTRACTS—	
The Ear	736
Questions on Localization within the Central Vestibular System. 1. Inflammatory, Non-Suppurative Diseases of the Brain Stem (Encephalitis). Rudolf Leidler; Effect of Blood from Otosclerotics on the Life of Plants and Animals. K. A. Drennowa; Cavernous Sinus Thrombosis: a Study of the Cases of Recovery. J. B. Cavenagh; Thrombosis of the Carotid Venous Plexus and Fulminating Septicæmia Complicating an Acute Infection of the Petrous Pyramid. A. Tobek; On Changes in the Brain in Lateral Sinus Thrombosis. M. Kratzer; The Glands of the Eustachian Tube. T. Szasz.	
The Nose and Accessory Sinuses	740
Treatment of Recurrent Nasal Polypi with Radium. W. G. Scott-Brown; The Drainage of the Maxillary Antrum. Arthur Miller; Nasal Obstruction in the New-born. Alan Moncrieff; Five Cases of Ethmoidal Osteotomata. E. Escat.	
The Larynx	741
Contact Ulcer of the Larynx. George H. Woodruff; On Thymus- and Thyroid-remains in the Larynx. P. Falk; The Treatment of Idiopathic Perichondritis of the Larynx, based on Clinical and Pathological Observations. O. Mayer; Case of Central Laryngeal Paralysis. Dr. Masanori Higuchi.	
The Tonsil and Pharynx	743
Removal of Tonsils by Electrical Currents of High Frequency. Albert Eidnow.	
The Œsophagus and Endoscopy	743
Lactic Acid Stricture of the Œsophagus. Carlos E. Pitkin; A method of Röntgen Diagnosis of Non-opaque Foreign Bodies in the Œsophagus. Wendell G. Scott and Sherwood Moore; Œsophagitis. Porter P. Vinson and Hugh R. Butt; A Case of Intubation of the Œsophagus. Harris P. Mosher.	
The Trachea	746
A Perforating Foreign Body of the Trachea. Gordon Berry.	
The Bronchus	746
Removal of Molar Tooth from Left Main Stem Bronchus. Wm. B. Chamberlain; Foreign Body (Soya bean) in the Right Bronchus. Recovery. Prof. Dr. Hitoshi Furukawa.	
Miscellaneous	747
Torula Mycosis in Man with Special Reference to Involvement of the Upper Respiratory Tract, with Case Reports. Wm. D. Gill; Asthma: Immunological Mechanism, Diagnosis, and Treatment: with Special Reference to Vaccine Therapy. David Harley; Prosthetic Treatment of Cleft Palate. R. Segre; Agranulocytosis after Salvarsan Injection. Dr. Hitoshi Furukawa; A Case of Salvarsan Agranulocytosis. Dr. Shûji Matsumoto and Dr. Noriaki Sanui; Agranulocytosis during the injection of Salvarsan. Dr. Shugo Yamamoto and Dr. Keiji Ishimaru; Hoarseness from Beri-beri in an Infant. Dr. Shûji Matsumoto; Beri-beri of Pregnancy with Extreme Œdema of the Upper Air Passages. Dr. Shinichiro Masuda; Congenital Bony Temporo-mandibular Ankylosis and Facial Hæmiatropy. Lester W. Burket; Glossodynia. Sherman F. Gilpin; On Tropical Frambœsia. Prof. Dr. Seigo Minami; Acute Œdema of the Tongue. G. Worms.	
REVIEW OF BOOK	752
OBITUARY—	
Achille Peroni	753
GENERAL NOTES	754