

Demographics of the Profession

ANA DIAZ, ERIN MCGRATH | AMERICAN POLITICAL SCIENCE ASSOCIATION

APSA serves a diverse membership around the world. From 2015 onwards, APSA required members to opt in or out of providing demographic information. Some of the main demographics provided by our members from 2016 to 2021 are illustrated below. All figures presented are derived from administrative data on APSA membership.

Figure 1: APSA Members in the world

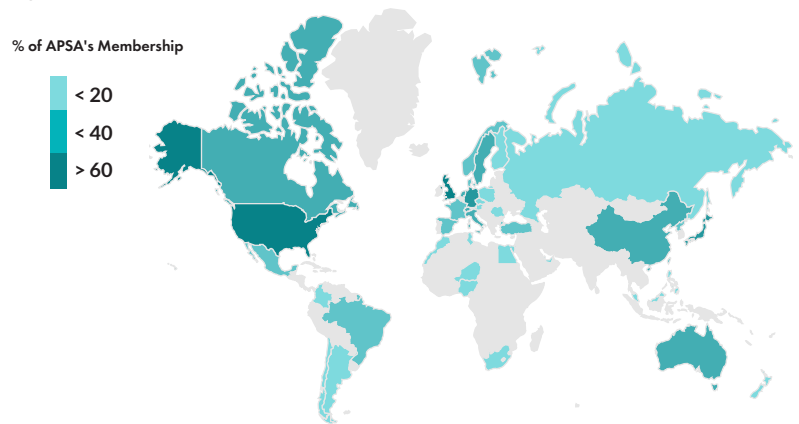


Figure 2: Degree Status by Gender

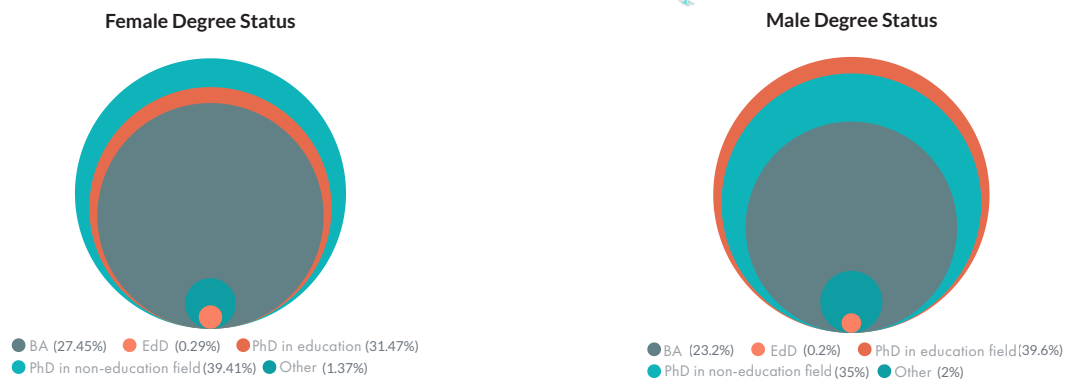


Figure 3: Gender and Race/Ethnicity as % of All APSA Membership

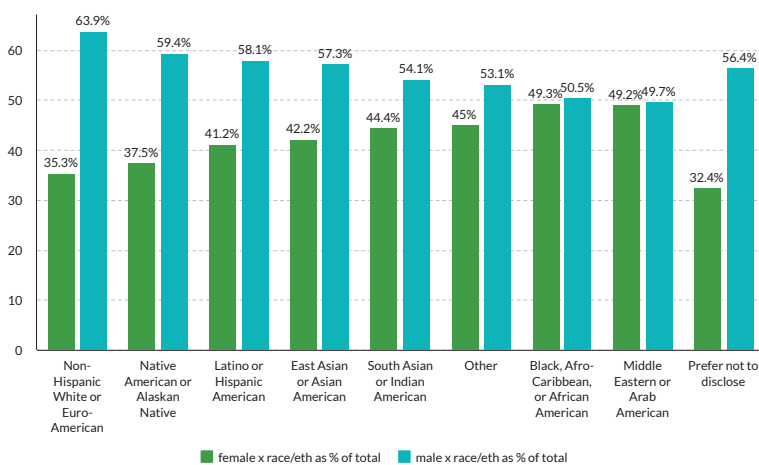


Figure 4: Age Range of All APSA Membership

