

The Journal of Laryngology and Otology

EDITED BY
WALTER HOWARTH

WITH THE ASSISTANCE OF
W. M. MOLLISON

Contents

A SUGGESTED MODIFICATION OF THE TOBEY-AYER TEST FOR LATERAL SINUS THROMBOSIS	A. FREEDMAN and G. MELTON
SOME FURTHER REMARKS ON THE TREATMENT OF LARYNGEAL TUBERCULOSIS BY DIRECT IRRADIATION	A. I. CEMACH
A REVIEW OF THE TREATMENT OF TUBERCULOUS LARYNGITIS WITH ULTRA VIOLET THERAPY USING THE CEMACH LAMP	A. W. McCAY and F. S. HAWKINS
CLINICAL RECORDS—	
AUTOGENOUS CEREBRAL ABSCESS	J. BOWRING HORGAN
LIPOMA OF THE MAXILLARY ANTRUM	H. P. LAWSON
LARYNGEAL INJURY DUE TO EXPLOSION	R. B. LUMSDEN
SOCIETIES' PROCEEDINGS—	
ROYAL SOCIETY OF MEDICINE—SECTION OF LARYNGOLOGY	

London

Headley Brothers

109 Kingsway, W.C.2

Monthly, 4/- net post free

Annual Subscriptions 40/- net

THE ROYAL NATIONAL THROAT, NOSE & EAR HOSPITAL

Incorporating

**GOLDEN SQUARE
THROAT, NOSE & EAR HOSPITAL**
Nr. PICCADILLY CIRCUS, W.1

**CENTRAL LONDON
THROAT, NOSE & EAR HOSPITAL**
GRAY'S INN ROAD, W.C.1

HONORARY MEDICAL STAFF

SURGEONS: Mr. Lionel Colledge; Mr. P. W. Watkyn-Thomas; Mr. F. C. Ormerod; Mr. A. R. Dingley; Mr. C. Gill-Carey; Mr. J. D. McLaggan; Mr. G. H. Howells; Mr. S. A. Beards; Mr. N. Asherson; Mr. J. F. Simpson; Mr. J. C. Hogg; Mr. W. G. Scott-Brown.

ASSISTANT SURGEONS: Mr. Roydon Peacock; Mr. Maxwell Ellis; Mr. Gavin Livingstone; Mr. S. E. Birdsall; Mr. W. S. McKenzie; Mr. Anthony Radcliffe.

PHYSICIANS: Dr. C. E. Lakin; Dr. T. Jenner Hoskin; Dr. Norman Rusby; Dr. Lee Lander.

GENERAL SURGEONS: Mr. L. E. C. Nothbury; Mr. A. Dickson-Wright.

NEUROLOGISTS: Dr. C. P. Symonds; Dr. L. R. Yealland.

OPHTHALMIC SURGEONS: Mr. David Heron; Mr. F. A. Williamson-Noble.

RADIOLOGISTS: Dr. H. Graham Hodgson; Dr. Edith Hope.

PATHOLOGISTS: Dr. H. A. Lucas; Dr. J. Boycott.
DENTAL SURGEONS: Mr. Henning James; Mr. Douglas Hallon.

ANÆSTHETISTS: Dr. A. W. Matthew; Dr. T. B. Valle, Dr. Reginald Karr; Dr. A. F. Whyte; Dr. J. H. T. Challis; Dr. G. Hochschild; Dr. R. Blair Gould; Dr. W. Mushin; Dr. R. T. Broad.

OFFICER i/c SPEECH DEFECTS CLINIC: Miss B. M. Oldrey.

CLINICAL INSTRUCTION

Clinical instruction in the Diagnosis and Treatment of Diseases of the Ear, Nose and Throat is given in the Out-patient Department of both Hospitals from 2 to 5 p.m. daily (except Saturdays) and in the In-patient Operating Theatres.

Practitioners and Medical Students are admitted to the practice of the Hospital as Post-Graduates. Clinical Assistants, whose duty it is to assist the staff, are appointed as vacancies occur. For further information apply to the Dean.

NOW READY

THE ACOUSTIC METHOD

For the Training of the Deaf and Hard-of-Hearing Child

By **MAX A. GOLDSTEIN, M.D., LL.D.**

This Volume contains 244 pages; 50 illustrations

Textile Leather (Waterproof) Binding

\$3.00 Postage Prepaid

Twelve chapters, including Evolution of the Acoustic Method — Definition and Principles of the Acoustic Method — The Practice of the Acoustic Method — The Pupil: (1) The Deaf Child; (2) The Hard-of-Hearing Child; (3) The Pre-School Deaf Child — The Teacher — Case Recording — Tests of Hearing — Audiometers — The Audiogram — Hearing Aids — Tactile Training — Anatomy of the Ear.

Published by **THE LARYNGOSCOPE PRESS**

4574 West Papin Street

St. Louis, Mo.

Please mention *The Journal of Laryngology* when replying to advertisements

Planacrine in Laryngology

THE continuous application of an active bactericide to the mouth and throat is recognised as being of value in the prevention and treatment of infections of the oral and pharyngeal cavity. Unfortunately, gargles — the form in which these substances are more commonly prescribed — present difficulties to children and many adults, while they fail to reach the more deeply situated structures and their application under optimum conditions is intermittent. Again many disinfectants are rendered inactive by body fluids, giving rise to little more than a pleasant taste in the mouth and a false sense of security.

The active principle of PLANACRINE Lozenges, however, remains effective in the

presence of saliva, possesses deep penetrating powers, and is harmless to the tissues. Its presentation in the form of pleasantly flavoured lozenges provides the practitioner with an antiseptic offering prolonged contact with the mucous surfaces in the treatment of follicular tonsillitis, pharyngitis, ulcerating and inflammatory infections of the mouth and throat, angina, etc. During epidemics of sore throat, influenza, etc., PLANACRINE Lozenges are ideal for the prevention of all infections which find entry by way of the buccopharyngeal cavity.

The Lozenges should be allowed to dissolve slowly in the mouth at the rate of 1 or 2 per hour, the maximum being 20 in 24 hours.

Supplies


★PLANACRINE Lozenges are supplied in convenient pocket packs of 40.

★TRADE MARK.



4129

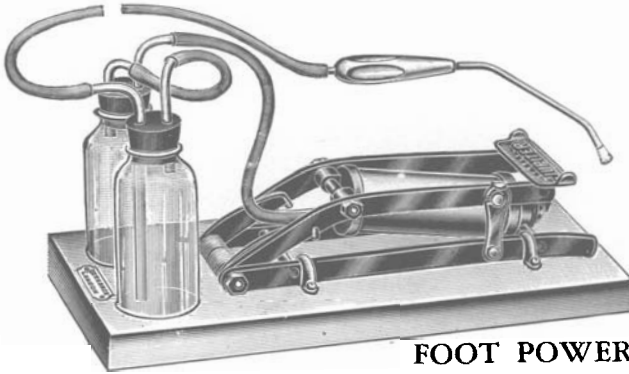
Please mention *The Journal of Laryngology* when replying to advertisements





WATER

SUCTION APPARATUS

Particulars on application



FOOT POWER



ELECTRIC

DOWN BROS., LTD.

Correspondence : 23 PARK HILL RISE, CROYDON

Telephone : Croydon 6133, 6134, 6135

Showrooms : 22a CAVENDISH SQUARE, LONDON, W.1

Telephone : MAYFAIR 0406

Please mention *The Journal of Laryngology* when replying to advertisements

PRESCRIBE THE EASY EFFECTIVE METHOD

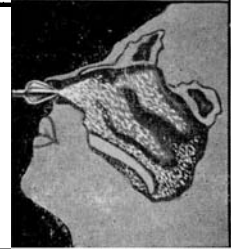
When spraying, the patient can hold his head in a natural position, yet the solution spreads throughout the nasal cavity, assuring thorough treatment. Effective dropper-application, on the other hand, requires a complicated posture technique which patients are apt to neglect in home treatment.



DROPPER ?



**DeVilbiss
ATOMIZERS**



ATOMIZER ?

These illustrations, which are based on X-ray research, clearly demonstrate the advantages of the atomizer as compared with the dropper
 The **AEKOGRAFH Co., Ltd.**, Lower Sydenham, London, S.E.26
 Sole Distributors of DeVilbiss Products in the United Kingdom.
 Telephones: Sydenham 6060—8 Lines.

CVS—149

RECENTLY PUBLISHED **SIXTIETH ANNUAL ISSUE**

8¼ in. × 5½ in. 54 Illustrations and 25 Plain and Coloured Plates
 Price 25s: net, postage 7d.

MEDICAL ANNUAL 1942

An alphabetically arranged Review of the Year's Progress in Medicine and Surgery

Edited by H. LETHEBY TIDY, M.A., M.D.(Oxon), F.R.C.P.
 and A. RENDLE SHORT, M.D., B.S., B.Sc., F.R.C.S.
 With the collaboration of 37 distinguished contributors

Bristol: **JOHN WRIGHT & SONS LTD.** London: **SIMPKIN MARSHALL (1941) LTD.**

For Advertisement space in this Journal apply to :
HEADLEY BROTHERS, 109 Kingsway, London, W.C.2

Please mention *The Journal of Laryngology* when replying to advertisements

CONTENTS

	PAGE
A SUGGESTED MODIFICATION OF THE TOBEY-AYER TEST FOR LATERAL SINUS THROMBOSIS. A. Freedman and G. Melton (London)	353
SOME FURTHER REMARKS ON THE TREATMENT OF LARYNGEAL TUBERCULOSIS BY DIRECT IRRADIATION. A. I. Cemach (formerly Vienna)	366
A REVIEW OF THE TREATMENT OF TUBERCULOUS LARYNGITIS WITH ULTRA VIOLET THERAPY USING THE CEMACH LAMP. A. W. McCay (Chester) and F. S. Hawkins (Denbigh)	369
CLINICAL RECORDS—	
Autogenous Cerebral Abscess. J. Bowring Horgan(Cork)	378
Lipoma of the Maxillary Antrum. H. P. Lawson (Manchester)	382
Laryngeal Injury due to Explosion. T/Major R. B. Lumsden, R.A.M.C.	385
SOCIETIES' PROCEEDINGS—	
Royal Society of Medicine—Section of Laryngology	387