

CARBON STARS IN THE EARLY-AGB STAGE OF EVOLUTION

JU. L. FRANTSMAN*
*Radioastrophysical Observatory
Latvian Academy of Sciences
Riga, LV-1527, Latvia*

**Deceased 1998 July 20*

Abstract. The assumption that faint carbon stars, as well as high-luminosity carbon stars whose effective temperatures are well above those of ordinary N-type stars in the Magellanic Clouds, are in the early asymptotic giant branch (E-AGB) evolutionary stage, is examined using population simulation techniques.

1. Introduction

The cool N-type carbon stars are generally associated with the thermally-pulsing asymptotic giant branch (TP-AGB) stage of evolution. But there are two groups of carbon stars whose luminosities and effective temperatures indicate that they are not in this stage:

1. Both theory and observation show that the minimum luminosity of carbon stars in the TP-AGB stage is about $M_{\text{bol}} = -3.0$ mag (see, for example, Vassiliadis & Wood 1993; Groenewegen & de Jong 1993, 1994). Nevertheless, according to *JHK* photometry (Westerlund et al. 1992, 1995) and a low-dispersion spectroscopic survey (Rebeiro et al. 1993) of carbon stars in the Small Magellanic Cloud, there are N-type stars fainter than $M_{\text{bol}} = -3.0$ mag, the least luminous having $M_{\text{bol}} = -1.8$ mag.

2. Suntzeff et al. (1993) have presented the results of photometry of carbon stars in the Large Magellanic Cloud which had been classified as CH stars (Hartwick & Cowley 1988; Cowley & Hartwick 1991). These carbon stars are significantly bluer than ordinary carbon stars in the LMC. Their mean bolometric magnitude is $M_{\text{bol}} = -5.3$ mag while the brightest members reach $M_{\text{bol}} = -6.2$ mag.

The main idea is that these stars are in the E-AGB evolutionary phase. This phase is the first part of the AGB evolution, when the hydrogen-

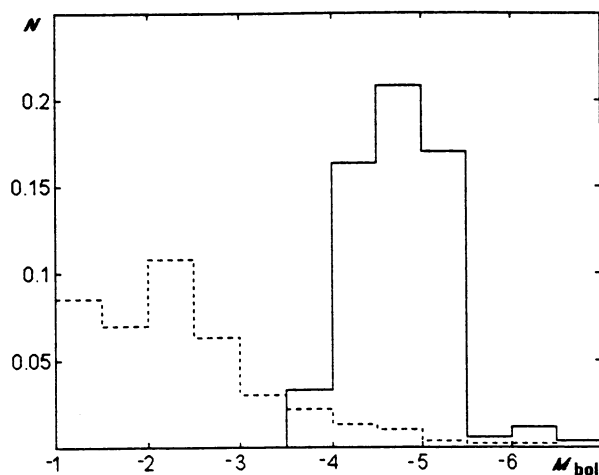


Figure 1. Theoretical luminosity functions of carbon stars with $Z = 0.002$. *Solid line*: TP-AGB stars; *dashed line*: E-AGB stars (the result of the evolution of close binaries).

burning shell is extinguished and helium burns steadily in a thin shell, providing most of the energy reaching the stellar surface. Towards the end of the E-AGB phase, H is re-ignited in a thin shell, and He burning continues in the form of the periodic thermal pulses. The TP-AGB stage then begins.

2. Simulation of Carbon Star Populations

The theory of two AGB stages (E-AGB and TP-AGB) was developed more than decade ago, but some investigators still do not take into account the E-AGB phase in spite of the fact that for some stars it lasts considerably longer than the TP-AGB stage.

Our scenario assumes that the above-mentioned two groups of stars are components of close binary systems. Mass was transferred from a TP-AGB carbon star by Roche lobe overflow to its companion which, as a result, becomes a carbon-enriched star. During its subsequent evolution, this star passes through all the later stages, including the E-AGB stage.

The results of a simulation of carbon star populations are plotted in Figures 1 and 2.

The luminosity functions are presented in Figure 1. The most significant result is a substantial extension of the carbon star luminosities towards fainter luminosities in comparison with TP-AGB carbon stars. Notice that a few high luminosity E-AGB carbon stars ($M_{bol} < -5$ mag) exist.

A comparison between the theoretical luminosity function for E-AGB carbon stars and the observational one for faint carbon stars in the SMC

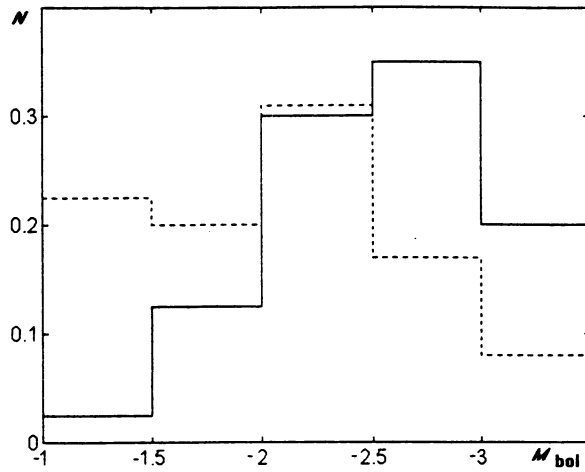


Figure 2. Luminosity functions of faint ($M_{bol} > -3.5$ mag) carbon stars. *Solid line*: the results of observations (Westerlund et al. 1995); *dashed line*: the results of calculations.

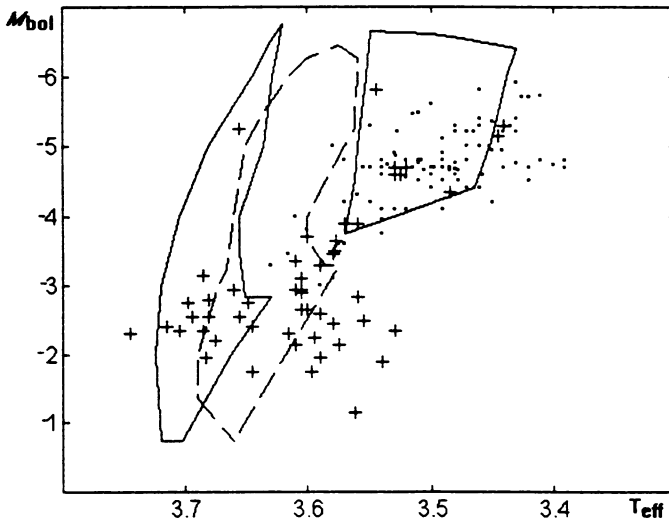


Figure 3. The positions of SMC carbon stars on the HR diagram. *Dots*: data from Westerlund et al. (1991); *crosses*: from Westerlund et al. (1995). The solid line contours outline the regions occupied by the E-AGB stars (left region) and by the TP-AGB stars (right region). The dashed line contour denotes the E-AGB region according to Fagotto et al. (1994).

(Westerlund et al. 1995) is presented in Figure 2. The two luminosity distributions are in qualitative agreement.

Figure 3 presents the HR diagram for SMC carbon stars, also showing the theoretically-calculated borders of regions occupied by the E-AGB and

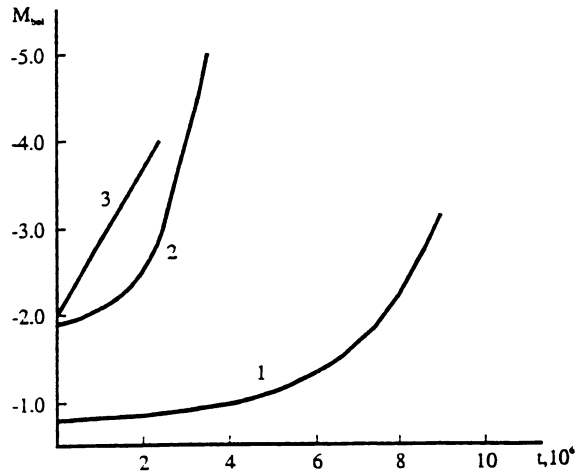


Figure 4. The dependence of the luminosity of a $3 M_{\odot}$ E-AGB star on time, in units of 10^6 yr.: (1) $Z = 0.02$; (2) $Z = 0.001$ (Lattanzio 1991); (3) our calculations for $Z = 0.001$, using the formulas of Iben & Renzini (1984).

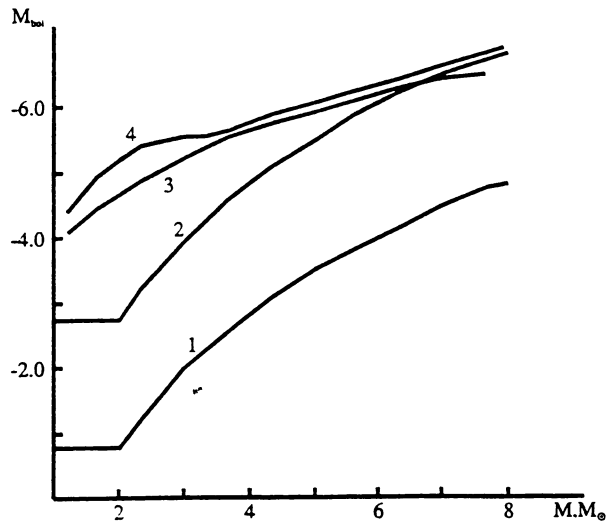


Figure 5. The dependence of luminosity on the initial mass for different stages of evolution: (1) the beginning of the E-AGB; (2) the end of the E-AGB; (3) the beginning of the TP-AGB; (4) the end of the TP-AGB.

TP-AGB models. All stars under consideration can be divided into two groups: (1) more luminous stars, with lower effective temperatures, and (2) fainter stars with higher temperatures. The former correspond closely to the TP-AGB model region, and the latter to the E-AGB region.

The dependence of the luminosity of a $3 M_{\odot}$ E-AGB star on the time

of evolution is presented in Figure 4. It is interesting to note that E-AGB stars can reach high luminosities only if the heavy-element abundance is low (typical for the Magellanic Clouds, but not for the Galaxy).

In Figure 5, the dependence of the luminosity of a theoretical model ($Z = 0.002$) on the initial mass is shown for different stages of evolution. Only massive stars reach a high luminosity, comparable to the TP-AGB star luminosity.

3. Conclusion

The main conclusion of this study is that the N-type carbon star population is not homogeneous but consists of objects which belong to two different stages of the evolution, the TP-AGB and the E-AGB.

References

- Cowley, A. P. & Hartwick, F. D. A. 1991, *ApJ*, 373, 80
 Fagotto, F., Bressan, A., Bertelli, G. & Chiosi, C. 1994, *A&A Supp.*, 105, 29
 Groenewegen, M. A. T. & de Jong, T. 1993, *A&A*, 267, 410
 Groenewegen, M. A. T. & de Jong, T. 1994, *A&A*, 283, 463
 Hartwick, F. D. A. & Cowley, A. P. 1988, *ApJ*, 334, 135
 Iben, I. Jr. & Renzini, A. 1984, *Phys. Rep.*, 105, 329
 Lattanzio, J. C. 1991, *ApJ Supp.*, 76, 215
 Rebeiro, E., Azzopardi, M. & Westerlund, B. E. 1993, *A&A Supp.*, 97, 603
 Suntzeff, N. B., Phillips, M. M., Elias, J. H., Cowley, A. P., Hartwick, F. D. A. & Bouchet, P. 1993, *PASP*, 105, 350
 Vassiliadis, E. & Wood, P. R. 1993, *ApJ*, 413, 641
 Westerlund, B. E., Azzopardi, M., Breysacher, J. & Rebeiro, E. 1991, *A&A Supp.*, 91, 425
 Westerlund, B. E., Azzopardi, M., Breysacher, J. & Rebeiro, E. 1992, *A&A*, 260, L4
 Westerlund, B. E., Azzopardi, M., Breysacher, J. & Rebeiro, E. 1995, *A&A*, 303, 107