

The Journal of Laryngology and Otology

EDITED BY

A. LOGAN TURNER AND J. S. FRASER

Contents

- CONGENITAL LARYNGEAL STRIDOR WITH DYSPHAGIA . DAN M'KENZIE
- THE SCOPE OF OPERATIONS ON THE NECK FOR
MALIGNANT GLANDS NORMAN PATTERSON
- THREE CASES OF OSTEOMYELITIS OF THE FLAT BONES
OF THE HEAD Dr G. FREY
- CLINICAL RECORD:—
FOREIGN BODY IN THE LEFT SUPERIOR LOBE
BRONCHUS Dr W. J. HARRISON
- SOCIETIES' PROCEEDINGS:—
ROYAL SOCIETY OF MEDICINE—SECTION OF LARYNGOLOGY.
- ABSTRACTS:—
DISCUSSION ON THE CAUSES, EARLY RECOGNITION, AND TREATMENT
OF NON-TUBERCULOUS MENINGITIS
THE EAR. NOSE AND NASO-PHARYNX. THE LARYNX.
- REVIEWS OF BOOKS. LETTER TO THE EDITORS. GENERAL NOTES.

Edinburgh: Oliver and Boyd

London: 33 Paternoster Row

Monthly, 4/- net

Annual Subscription, 40/- net

"We have experimentally proved that Listerine is a powerful antiseptic, preventing the development of bacteria and decomposition of vegetable infusions."—*British Medical Journal*, May 3, 1890.

LISTERINE

*A safe, non-poisonous, unirritating
antiseptic solution*

- LISTERINE** is particularly useful in the treatment of abnormal conditions of the mucosa, and admirably suited for a wash, gargle, or douche, in catarrhal conditions of the nose and throat.
- LISTERINE** in proper dilution may be freely and continuously used without prejudicial effect, either by injection or spray, in all the natural cavities of the body.
- LISTERINE** embodies a two-fold antiseptic effect, in that after the evaporation of its volatile constituents—thyme, eucalyptus, mentha, gaultheria, and ethyl alcohol—a film of boracic and benzoic acids remains upon the surface to which Listerine has been applied, affording more prolonged antiseptic protection.
- LISTERINE** is a trustworthy surgical dressing; it has no injurious effect upon the tissues in which the healing process is going on.
- LISTERINE** in teaspoonful doses will often afford relief in fermentative dyspepsia, and is largely prescribed, with excellent results, in the various forms of diarrhœa, occurring in infants and adults.
- LISTERINE** literature, including special pamphlets upon *Respiratory Diseases*, may be had, by physicians, upon application to

LAMBERT PHARMACAL COMPANY

2101 Locust Street

St Louis, Mo., U.S.A.

British Agents:

S. Maw, Son & Sons, 7 Aldersgate St., London, E.C.

The Journal of Laryngology and Otology

(Founded in 1887 by MORELL MACKENZIE and NORRIS WOLFENDEN)

EDITED BY

A. LOGAN TURNER AND J. S. FRASER

ASSISTED BY

DOUGLAS GUTHRIE AND IRWIN MOORE

1. Original Articles are accepted on the condition that they have not been published elsewhere.

2. Manuscripts should be typewritten, on one side only of the paper, and well spaced.

3. Galley proofs and engraver's proofs of illustrations are sent to the author. Corrections, which should be kept to a minimum, must be clearly marked and no additional matter should be added.

4. The order for reprints should be sent when returning galley proofs, and for this purpose special forms are supplied, on which the price of the reprints is stated.

5. Authors of Original Communications on Oto-Laryngology in other Journals are invited to send a copy, or two reprints, to the *Journal of Laryngology*. If they are willing, at the same time, to submit their own abstract (in English, French, Italian, or German) it will be welcomed.

6. Editorial Communications should be addressed to "EDITORS, *Journal of Laryngology*, c/o Messrs OLIVER AND BOYD, Tweeddale Court, Edinburgh."


7. The Annual Subscription is Forty Shillings, post free, and is payable in advance.

8. Single copies of back numbers, both of the present and the previous series, are on sale at Four Shillings each.

9. An Annual Subscription can be commenced with any number of the Journal, and the preceding numbers of the current year can be purchased at Four Shillings each.

UNITED STATES OF AMERICA

Orders for this Journal, for single parts or yearly subscriptions, can be sent either through a local bookseller, or to Messrs G. E. STECHERT & CO., 31-33 East 10th Street, New York.



CHEVALIER JACKSON'S INSTRUMENTS FOR ŒSOPHAGOSCOPY, LARYNGOSCOPY, AND BRONCHOSCOPY

New Models as made for Walter G. Howarth, F.R.C.S.

Each Instrument is made in accordance with the details of Chevalier Jackson's most recent models, and each is supplied with a *spare light carrier*, i.e., 2 light carriers and 2 lamps. All the models have been redesigned with a view to rendering them more easily cleansed; all the crevices and corners for the dirt have been taken away.

To ensure better visibility the tips of the forceps are *black*.

The Howarth-Jackson's Instruments are **less expensive than other American or English models**, and a further economy has been effected by rendering the instrument tips interchangeable, thus reducing the number of forceps handles and tips required.

The lamps are 2.5 volt and more durable than the usual models.

Manufactured only by

DOWN BROS., L^{TD}.

SURGICAL INSTRUMENT MAKERS

21 and 23 ST THOMAS'S STREET

LONDON, S.E. 1

(Opposite Guy's Hospital)



Telegrams—"DOWN, LONDON."

Telephone—HOP 4400 (4 lines).

NOW READY. Demy 8vo, 424 pp. With 222 Text Illustrations and 12 Plates, of which 8 are in Colour. 20s. net, Postage 9d.

DISEASES OF THE NOSE, THROAT, AND EAR

FOR PRACTITIONERS AND STUDENTS

Edited by

A. LOGAN TURNER, M.D., F.R.C.S. (Ed.)

Senior Lecturer on Diseases of the Ear, Nose, and Throat, University of Edinburgh

With the collaboration of

J. S. FRASER, M.B., F.R.C.S. (Ed.)

J. D. LITHGOW, M.B., F.R.C.S. (Ed.)

W. T. GARDINER, M.C., M.B., F.R.C.S. (Ed.)

G. EWART MARTIN, M.B., F.R.C.S. (Ed.)

Lecturers on Diseases of the Ear, Nose, and Throat, University of Edinburgh

and

DOUGLAS GUTHRIE, M.D., F.R.C.S. (Ed.)

Lecturer on Diseases of the Ear, Nose, and Throat, School of Medicine of the Royal Colleges, Edinburgh

PRESS NOTICES

“The illustrations are many and good, the book is well balanced and clearly written, and may confidently be recommended for the use of students and practitioners.”—*Lancet*.

“The high standard of efficiency of the work of those engaged in the specialty in the Edinburgh School of Medicine is highly reflected in this book, and the editor and his collaborators are to be very warmly congratulated on producing a work of the highest merit.”—*Edinburgh Medical Journal*.

“Will prove of the greatest value to students and indeed to those devoting themselves to the specialty.”—*Journal of Laryngology and Otology*.

BRISTOL: JOHN WRIGHT & SONS LTD. LONDON: SIMPKIN & CO. LTD.

Central London Throat, Nose, and Ear Hospital GRAY'S INN ROAD

(Near King's Cross Stations)

DAILY CLINICS. Lectures on Fridays, 4 p.m.

OVER 11,000 NEW PATIENTS LAST YEAR. 50,000 ATTENDANCES.

IN-PATIENT DEPARTMENT, 43 BEDS.

SPECIAL INTENSIVE COURSE OF LECTURES AND DEMONSTRATIONS
(including Operative Surgery Course) in co-operation with the
Fellowship of Medicine is held twice yearly, in May and October

CLINICAL ASSISTANTS

Are appointed from among those duly qualified gentlemen who have been enrolled as Post-Graduate Students of the Hospital.

ATTENDANCE OF STAFF

	O.-P. CLINIC.	I.-P. OPERATIONS.
Dr ABERCROMBIE	Thursday, 2 P.M.	Wednesday, 2 P.M.
Dr WYLIE	Wednesday, 2 P.M.	Thursday, 2.30 P.M.
Dr DAN MCKENZIE	Monday, 2 P.M.	Tuesday, 2.30 P.M.
Mr HAROLD KISCH	Friday, 2 P.M.	Monday, 2 P.M.
Mr NICOL RANKIN	Tuesday, 5 P.M.	Wednesday, 2 P.M.
Mr ARCHER RYLAND	Saturday, 2 P.M.	Friday, 2 P.M.
Mr WATKYN-THOMAS	Thursday, 2 P.M.	..
Mr GILL-CABEY	Wednesday, 2 P.M.	..
Mr ARMOUR BROWN	Monday, 2 P.M.	..

FEES

For attendance on the practice of the Hospital—


Three months 5 guineas | Six months 8 guineas
Special Course, 10 guineas, or without Operative Surgery, 5 guineas.

Further particulars on application to

ARCHER RYLAND, F.R.C.S.Ed.,
Dean.

RICHARD KERSHAW,
Secretary-Superintendent.

Worthy of your Earnest Attention—is this Sorensen Anæsthetizing and Tonsillectomy Outfit



The outstanding feature of this apparatus is that there are two separate pairs of cylinders for pressure and for suction, without intercommunication between them; so the pressure cylinders cannot possibly become contaminated by anything that has been drawn away from any patient.

Besides this feature, there is a new style of bottle connection, called the "Snap Fit." A great convenience because there are no screws or clamps to operate.

However, neither these nor the many other features it possesses can be adequately described here, and we respectfully invite you to ask for a folder, which does better justice to this excellent apparatus.

As here shown, the apparatus is intended for portable use (but without its cover). For office or hospital use it can be furnished on a special hospital table, or on the Adjusto stand, which can carry much other apparatus. May we mail you a folder on that also?

Agents for Great Britain **ROUSE & SONS, LTD.** 74 Mortimer Street
London, W. 1

INSTRUMENTS AND EQUIPMENT FOR Examination of Ear, Nose and Throat, Operation on Tonsils, Adenoids, Mastoid, Nasal Septum

As supplied to and used in

EAR, NOSE AND THROAT DEPARTMENT, ROYAL INFIRMARY, EDINBURGH
THE EDINBURGH EYE, EAR AND THROAT INFIRMARY, ETC., ETC.

ALSO THE CHEVALIER JACKSON INSTRUMENTS


ARCHD. YOUNG & SON, 57-61 FORREST ROAD, EDINBURGH

Surgical Instrument Makers to Royal Infirmary, Edinburgh

Phone: Central 669.

Telegrams: "Bandage, Edinburgh," A.B.C. Code, 5th Ed.

PILLING - MADE CHEVALIER JACKSON INSTRUMENTS



TUCKER TACK AND PIN FORCEPS

Exact reproductions of the latest instruments used by Dr Chevalier Jackson and his associates in the Bronchoscopic Clinics at the Jefferson and the University Hospitals, Philadelphia.

For Laryngoscopy, Bronchoscopy, Esophagoscopy, Gastroscopy, Pyloroscopy, Duodenoscopy, Retrograde Esophagoscopy, Pleuroscopy, etc. And also for the Diagnosis and Treatment of Diseases of the Lungs, including Trachea and Larynx.

Catalogue on request

The George P. Pilling & Son Co., N. E. Cor. Arch and 23rd Streets, Philadelphia, Pa., U. S. A.

CABLE ADDRESS—"SURGICAL, PHILADELPHIA"

HOSPITAL FOR DISEASES OF THE THROAT

GOLDEN SQUARE, LONDON, W. 1

HONORARY MEDICAL STAFF

Surgeons

Mr T. JEFFERSON FAULDER
Mr GEORGE W. BADGEROW
Mr LIONEL COLLEDGE

Mr G. A. DAWSON
Mr GILBERT CHUBB
Mr THEODORE JUST

Assistant Surgeons

Mr ORMEROD
Mr BEDFORD RUSSEL

Mr DINGLEY
Mr SANDIFORD

The Hospital, which has for some considerable time been undergoing very extensive reconstruction and extension, has nearly 80 beds for In-patients and an annual Out-patient attendance of over 60,000.

CLINICAL INSTRUCTION

Clinical Instruction in the Diagnosis and Treatment of Diseases of the Ear, Nose and Throat is daily given in the Out-patient Department from 2 to 5 p.m. On Tuesdays and Fridays from 6.30 to 9 p.m. also. Major operations are performed daily, except Mondays and Saturdays, in the In-patient Operating Theatres. Minor operations are performed in the Out-patient Department by the Assistant Surgeons on four mornings a week.

Practitioners and Medical Students are admitted to the practice of the hospital and Clinical Assistants, whose duty it is to assist the staff, are appointed from time to time among them. For further information apply to the Dean, GILBERT CHUBB.

CONTENTS

	PAGE
CONGENITAL LARYNGEAL STRIDOR WITH DYSPHAGIA. Dan M'Kenzie, M.D., F.R.C.S.Ed.	285
THE SCOPE OF OPERATIONS ON THE NECK FOR MALIGNANT GLANDS. Norman Patterson, F.R.C.S.	303
THREE CASES OF OSTEOMYELITIS OF THE FLAT BONES OF THE HEAD. Dr G. Frey, Montreux	308
CLINICAL RECORD—	
Foreign Body in the Left Superior Lobe Bronchus. Dr W. J. Harrison .	315
SOCIETIES' PROCEEDINGS—	
Royal Society of Medicine—Section of Laryngology	316
ABSTRACTS—	
Discussion on the Causes, Early Recognition, and Treatment of Non-Tuberculous Meningitis	326
The Ear	332
Nose and Naso-Pharynx	342
The Larynx	347
REVIEWS OF BOOKS	351
LETTER TO THE EDITORS	353
GENERAL NOTES	354

DIBROMIN

(DI-BROM-MALONYL-UREIDE)

Powerfully germicidal—practically non-toxic—does not coagulate albumin

DIBROMIN combines the effectiveness of the best of the bacteria-destroying agents with a freedom from the disadvantageous features which so frequently accompany them.

DIBROMIN is a white or cream-coloured crystalline substance containing about 56 per cent. of bromine in loose chemical combination. When its solutions are brought into contact with infected tissues the bromine is slowly liberated and exerts a destructive effect on bacteria.

DIBROMIN is stable in dry form; solutions are easily made, are definite in strength and are non-irritating.

DIBROMIN is employed in aqueous solutions, ranging in strength from 1 in 10,000 to 1 in 2500, as a gargle, douche, irrigation, wet dressing, etc.

A descriptive pamphlet will be sent post free on request

PARKE, DAVIS & Co., 50 Beak St., **LONDON, W.1**
Regent St.,