

Powder Diffraction

	Editorial	201
A. N. Sapozhnikov, E. K. Vasil'ev	The lattice distortion and possible causes of the lazurite incommensurate and commensurate modulation structure	202
Karimat El-Sayed, Z. K. Heiba, and A. M. Abd El-Rahman	The effect of peak choice on the quantitative phase analysis of the Egyptian kaolins using the standardless method	206
Umberto Anselmi-Tamburini, Gualtiero Campari, Paolo Ghigna, and Giorgio Spinolo	An environmental chamber for powder diffractometers and for temperatures up to 1200 °C under various atmospheres and vacuum	210
T. Wieder	SBGBBG: A computer program for strain/stress tensor calculation from X-ray diffraction data	214
B. Antic, P. Önnnerud, D. Rodic, and R. Tellgren	The structure characteristics of the diluted magnetic semiconductor $Y_{2-x}Dy_xO_3$	216
D. F. Rendle, P. M. Cain	X-ray powder diffraction data for chloroquine sulphate monohydrate, $C_{18}H_{26}ClN_3 \cdot H_2SO_4 \cdot H_2O$	221
W. Pitschke, N. Mattern, and H. Hermann	Incorporation of microabsorption corrections into Rietveld analysis	223
T. N. Blanton, W. N. Schreiner, J. N. Dann, G. P. Hamill, and R. F. Hamilton	JCPDS—International Centre for Diffraction Data statistical process control method development	229
Sk. Mohammad Yusuf	Quantitative phase analysis of α -Fe impurity in Ce_2Fe_{17} matrix from neutron powder diffraction data	236
K. D. Rogers	An X-ray diffraction study of semiconductor and metallic vanadium dioxide	240
Geoffrey R. Facer, Christopher J. Howard, and Brendan J. Kennedy	Structure refinement and calculated X-ray powder data for the pyrochlore $Y_2Sn_2O_7$ derived from powder neutron data	245
Chan Park, Robert L. Snyder	X-ray powder diffraction data for the superconducting phase $Tl_{0.5}Pb_{0.5}Sr_2CaCu_2O_{6.5+\delta}$	249
	International Report	251
	Calendar of Meetings	251
	Book Reviews	252
	Computer Comments	254
	Volume 8, 1993 Contents	256
	Summary of the Physics and Astronomy Classification Scheme—1993	258
	PACS Headings Used in the Present Index	259
	Subject Index to Volume 8	260
	Author Index to Volume 8	263



Volume 8 Number 4 December 1993

Powder Diffraction An international journal of materials characterization

SEIFERT

X-RAY TUBES




The SEIFERT diffraction X-ray tubes SN 60 with normal focus and SF 60 with fine focus are featured by a high primary intensity at a homogeneous intensity distribution, spectral purity, and a long lifetime.



SEIFERT X-RAY CORPORATION
2551 Industry Lane, P. O. Box 294, Fairview Village, Pennsylvania 19409
TEL: 215-539-4700 · TWX: 510-660-0568 · FAX: 215-539-6031

Pressed for Time?



Speed up your sample preparation with SPEX's New Automated X-Press

- Microprocessor controlled
- **Complete** pressing cycle performed **automatically**
- 35 ton capacity
- Keypad and LED readout for automatic or manual mode of operation
- All SPEX dies accepted
- System interlock door and pump cutoff for safe unattended operation

For more information about the 3630 automated X-Press and other SPEX products for the analytical laboratory, call (908) 549-7144 or (800) LAB-SPEX

SPEX

INDUSTRIES, INC.
3880 PARK AVENUE
EDISON, NJ 08820 U.S.A.
[908] 549-7144
TELEX: 178341
FAX: [908] 603-9647




DAPPLE[®]
S Y S T E M S

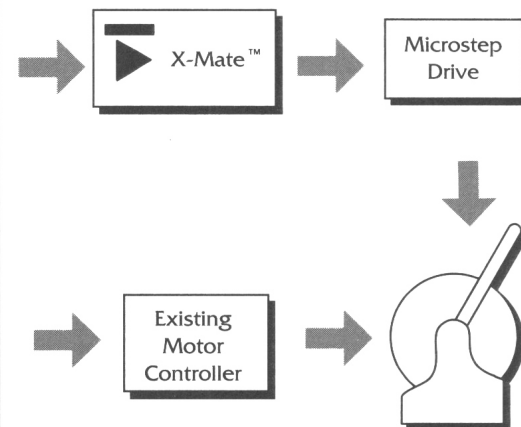
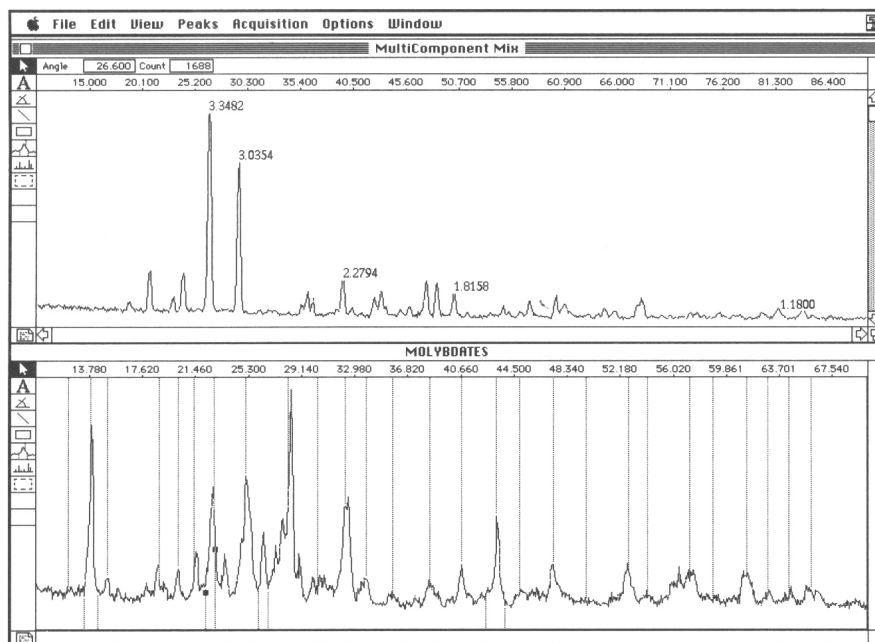
ThetaPlus[®]

Rebuild! Upgrade! Modernize!

A New Generation in X-ray Diffraction

Precise X-ray diffractometer automation:

- Search/Match incorporates  MacPDF™ for JCPDS database CD-ROM access.
- X-Mate controller provides true background acquisition.
- Custom Microstep driver gives smooth, reproducible two-theta movement.
- Convenient user interface employs the enhanced graphics expected from the Macintosh II.



Is your present system automated but outdated?

ThetaPlus augments your diffractometer in two ways:

- **Upgrade** to our Microstep drive to increase two-theta resolution up to ten-fold without changing the existing stepping motor -OR-
- **Replace** only the outmoded computer and software by communicating directly with the existing motor controller.

We make your instruments perform!

Dapple Systems, 355 W. Olive Avenue, Suite 100, Sunnyvale, CA 94086 Tel: (408) 733-3283 - Fax: (408) 736-2350

Editor in Chief

Deane K. Smith
Department of Geosciences
The Pennsylvania State University
239 Deike Building
University Park, PA 16802-2711 U.S.A.

Managing Editor

Ron Jenkins
JCPDS-International Centre for Diffraction Data
12 Campus Blvd.,
Newtown Square, PA 19073-3273 U.S.A.

Editor for New Diffraction Data

Gregory J. McCarthy
Department of Chemistry
North Dakota State University
Fargo, ND 58105-5516 U.S.A.

European Editor

Jan W. Visser
Henry Dunantlaan 81, 2614 GL Delft, Netherlands

Editor for Australia and New Zealand

Brian H. O'Connor
Curtin University
GPO Box U 1987, Perth 6001
Western Australia, Australia

Editor for Japan

Hideo Toraya
Ceramics Research Lab
Nagoya Institute of Technology
Asahigaoka, Tajima 507 Japan

International Reports Editor

Helein D. Hitchcock
NASA DM-MSL-1
Kennedy Space Center, FL 32899 U.S.A.

Assistant to the Managing Editor

Mary M. Rossi

Editorial Advisory Board

C. S. Barrett, Denver, Colorado
P. Bayliss, Sydney, Australia
C. Z. Bojarski, Katowice, Poland
A. Brown, England
D. Cox, Upton, New York
W. Eysel, Heidelberg, West Germany
J. Fiala, Plzeň, Czech Republic
V. A. Frank-Kamenetsky, Leningrad, U.S.S.R.
L. Frevel, Midland, Michigan
P. Gado, Budapest, Hungary
H. Goebel, Munchen, West Germany
T. Huang, San Jose, CA (IUCr Representative)
G. G. Johnson Jr., State College, Pennsylvania
Q. Johnson, Livermore, California
J. I. Langford, Birmingham, U.K.
D. Louër, Rennes, France
H. F. McMurdie, Gaithersburg, Maryland
M. E. Mrose, Gaithersburg, Maryland
M. H. Mueller, Argonne, Illinois
M. Nichols, Livermore, California
B. Post, West Roxbury, Massachusetts
R. L. Snyder, Alfred, New York
S. Weissman, Piscataway, New Jersey
T. Yamanaka, Tokyo, Japan
R. A. Young, Atlanta, Georgia

AIP Production: Lin Miller, *Editorial Supervisor*;
Andrea Witt, *Journal Coordinator*;
Connie Nedohon, *Senior Production Editor*

Powder Diffraction is a quarterly journal published for the JCPDS-International Centre for Diffraction Data by the American Institute of Physics (AIP). *Powder Diffraction* is a journal of practical technique, publishing articles relating to the widest range of application—from mineral analysis to epitaxial growth of thin films and to the latest advances in software. Although practice will be emphasized, theory will not be neglected, especially as its discussion will relate to better understanding of technique.

Submit manuscripts (3 copies) to the most appropriate *Powder Diffraction* Editor listed on this page. The Editors will consider all manuscripts received, but assume no responsibility regarding them. Materials will be returned only when accompanied by appropriate postage. There is no publication charge. See *Powder Diffraction Notes for Authors* for additional information.

Proofs and all correspondence concerning papers in the process of publication should be addressed to: Editorial Supervisor, Powder Diffraction, AIP, 500 Sunnyside Blvd., Woodbury, NY 11797-2999.

For advertising rates and schedules contact AIP Advertising Department. Orders, advertising copy, and offset negatives should be sent to: Advertising Department, American Institute of Physics, 500 Sunnyside Blvd., Woodbury, NY 11797-2999; phone: (516) 576-2440; fax: (516) 576-2481.

Subscription Prices (1994)

	U.S.A & Canada	Mexico, Central & South America	Europe, Mid-East & Africa*	Asia & Oceania*
Individual	\$55	\$75	\$75	\$75
Institutional or Library	\$95	\$95	\$95	\$95

*Subscription rates to Eastern Hemisphere include air freight service.

Back-Number Prices. 1994 single copies: \$30. Prior to 1993 single copies: \$30.

Subscription, renewals, and address changes should be addressed to *AIP Circulation and Fulfillment (CAF) Division*, 500 Sunnyside Blvd., Woodbury, NY 11797-2999. Allow at least six weeks advance notice. For address changes please send both old and new addresses and, if possible, include a mailing label from the wrapper of a recent issue.

Claims, Single Copy Replacement and Back Volumes: Missing issue requests will be honored only if received within six months of publication date (nine months for Australia and Asia). Single copies of a journal may be ordered and back volumes are available in print or microform. Individual subscribers please contact AIP Circulation and Fulfillment (CAF) Division at (516) 576-2288; (800) 344-6901. Institutional or library subscribers please contact AIP Subscriber Services at (516) 576-2270; (800) 344-6902.

Reprint Billing: Contact: AIP, 500 Sunnyside Blvd., Woodbury, NY 11797-2999, Attn: Reprint Billing; (516) 576-2234; (800) 576-6909.

Copyright Notice: Authorization to photocopy items for internal or personal use, or the internal or personal use of specific clients, is granted by AIP, provided that the appropriate fee per page is paid directly to the *Copyright Clearance Center (CCC)*, 27 Congress Street, Salem, MA 01970.

The item-fee code for this publication is 0885-7156/93 \$6.00.

Permission For Other Use: Individual teachers, students, researchers, and libraries acting for them are permitted to make copies of articles in this journal for their own use in research or teaching, including multiple copies for classroom or library reserve use, provided such copies are not sold. Copying for sale is subject to payment of copying fees. Permission is granted to quote from the journal with the customary acknowledgment of the source. To reprint a figure, table, or other excerpt requires in addition the consent of one of the original authors and notification to AIP. Reproduction for advertising or promotional purposes, or republication in any form, is permitted only under license from AIP, which will normally require that the permission of one of the authors also be obtained. Direct inquiries to: AIP Office of Rights and Permissions, 500 Sunnyside Blvd., Woodbury, NY 11797-2999.

Document Delivery: Copies of individual articles may be obtained at \$15 per article for institutions and \$12 per article for individuals (postage included). Airmail and fax service are also available. Contact: AIP Circulation and Fulfillment (CAF) Division, 500 Sunnyside Blvd., Woodbury, NY 11797-2999; phone: (516) 576-2277; (800) 344-6908; fax: (516) 394-9704; E-mail: elecpub@pinet.aip.org.


Powder Diffraction (ISSN: 0885-7156) is published quarterly (4X annually) by the American Institute of Physics for the JCPDS-International Centre for Diffraction Data, 500 Sunnyside Blvd., Woodbury, NY 11797-2999. JCPDS-ICDD principal office: 12 Campus Blvd., Newtown Square, PA 19073-3273. POSTMASTER: Send address changes to *Powder Diffraction*, American Institute of Physics, 500 Sunnyside Blvd., Woodbury, NY 11797-2999. Second class postage rates paid at Woodbury, NY and additional mailing offices.

Copyright 1993 by JCPDS-International Centre for Diffraction Data

Supper

Your Source for
**X-Ray Diffraction Cameras,
Instruments, Accessories,
Film and Laboratory Supplies**

Cameras




- Single Crystal Cameras including:
Buerger Precession
Oscillation/Rotation
(Carousel and Precession)
Weissenberg
- Powder Cameras and accessories including the Gandolfi "Single Crystal Randomizer"

Other Instruments and Accessories

- Double Mirror Focusing System
- Incident Beam Monochromator
- Goniometer Heads
- Film Measuring Devices
- Specimen Manipulators
- Model Construction Devices
- Filament Life Extender (for RU200)

Laboratory Supplies

- Glass and Quartz Capillary Tubes
- Kodak DEF Diffraction Film
- Polaroid XRD Cassettes and Film
- Chrychem Multi-Chamber Growth Plates (sitting drop)
- Union Carbide Graphite Crystals
- Fluorescent Screens
- Specimen Mount Pins



Charles Supper Company

INCORPORATED

**Manufacturers of Fine X-Ray Diffraction
Equipment for Over 50 Years**

15 Tech Circle, Natick, MA 01760 U.S.A.
Phone: (800) 323-9645 (508) 655-4610
Fax: (508) 655-3913

**X-ray
Diffraction
Reference Standards
and Zero-background
Sample Plates
Custom Designed
and Built for any
Application**

Your first step to improved x-ray diffraction results should be to contact The Gem Dugout for quality diffraction alignment standards and zero-background plates. And the next step is successful x-ray diffraction results.

The Gem Dugout

1652 Princeton Drive
State College, PA 16803
(814) 865-5782

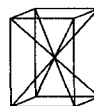
For 1993/94 from ICDD...



EDD Electron Diffraction
Data Base

(NIST/Sandia/ICDD)


Crystallographic & chemical data on
over 81,000 crystalline materials.†



NIST Crystal Data
File

Crystallographic & chemical data on
over 182,500 crystalline materials.*

†Available for IBM-PC compatibles, VAX & Macintosh
*Available for IBM-PC compatibles & VAX

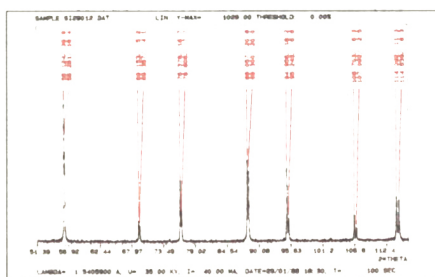


International Centre for Diffraction Data
12 Campus Blvd., Newtown Square, PA 19073-3273, U.S.A.
Phone: 215/325-9810; FAX: 215/325-9823

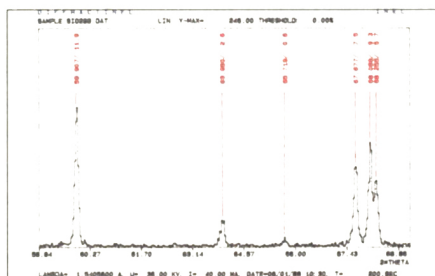
THE CHOICE OF THE FUTURE
SIMULTANEOUS XRD
OVER 120° - 2 THETA
- FAST - ACCURATE - RELIABLE -




CPS 120 MOUNTED ON TGS (TRANSMISSION AND REFLECTION MODE)



SILICON $\lambda = \text{CuK}\alpha$



QUARTZ SiO_2
 MONOCHROMATOR : QUARTZ



FAST DIFFRACTOMETER

ACCESSORIES :

CRYOSTAT - FURNACE - SAMPLE SPINNER -
 AUTOMATIC SAMPLE CHANGER - and
 X-RAY GENERATOR etc...

APPLICATIONS :

POWDER, STRESS, and TEXTURE WITH
 MATCHING SOFTWARE

inel

12, avenue de Scandinavie
 91953 LES ULIS CEDEX FRANCE
 PHONE 33 (1) 69.86.13.30
 FAX 33 (1) 69.86 14 19
 TELEX 603965

or: P.O. Box 147
 Stratham, NH 03885
 PHONE (603) 778-9161
 FAX (603) 778-9171

**ASK FOR MORE INFORMATION AND ADDRESS
 OF OUR REPRESENTATIVE IN YOUR COUNTRY**

"...an exciting new encyclopedia of physics that promises to be a well-written and illustrated compendium of major fields in physics..."--CHOICE

ENCYCLOPEDIA OF APPLIED PHYSICS

Sponsored by:

American Institute of Physics, German Physical Society,
Japanese Society of Applied Physics and the Physical Society of Japan

Editor: **George Trigg**, former Editor of *Physical Review Letters*

AIMS & SCOPE

The **Encyclopedia of Applied Physics (EAP)** is a monumental first in scope, depth and usability...demonstrating the synergy between modern physics and technological applications. **EAP** covers modern technologies where most of the work is done by engineers and where physics research is a necessary part of further developments.

Articles cover :

- electronics
- computers
- aerospace
- medicine
- polymers
- + many other fields.

FEATURES

The following features enhance each article's clarity and usefulness:

- Volumes are organized alphabetically by subject
- 22-25 articles per volume
- Detailed table of contents
- Glossary to introduce specialized terms
- Extensive cross-referencing
- Uniform use of terms, abbreviations, symbols and units for consistency throughout
- Over 400 black-and-white and color illustrations and figures
- Extensive list of references

AVAILABLE NOW!

Volume 1: **Accelerators, Linear to Analytic Methods**

1-56081-052-1, August, 1991

Volume 2: **Artificial Intelligence to Bus Systems & Computer Interfacing**

1-56081-061-0, December, 1991

Volume 3: **Calibration and Maintenance of Test and Measurement Equipment to Collective Phenomena in Solids** 1-56081-062-9, February, 1992

Price for Series (20 Volumes) **\$5,950.00**

Price Per Volume: **\$295.00***

Subscription Price: **\$250.00***

*Prices subject to change



To Order Write: VCH Publishers, Inc. 220 East 23rd St, New York, NY 10010 or For Faster Service Call Toll-Free 1-800/367-8249

INDEX TO ADVERTISERS

AIP Marketing.....	A6
Charles Supper	A4
Dapple.....	A2
The Gem Dugout.....	A4
ICDD.....	A4, Cover 3
INEL	A5
Scintag.....	Cover 4
Seifert X-Ray Corp.....	Cover 2
Spex.....	A1

Advertising Sales Office

American Institute of Physics
500 Sunnyside Boulevard
Woodbury, NY 11797-2999
Telephone: (516) 576-2440
Telex 960 983 Answer AMINSTPHYS NYK
Fax: (516) 576-2481

Advertising Manager

Edward P. Greeley

Advertising Sales Representatives

Robert G. Finnegan
Lois Kimmelman

Asst. Advertising Managers

Constance R. Cannon
Arnie W. Schweitzer

Production

Janey Dean