

**INFECTION
CONTROL**®

ic

May/June 1982

Volume 3/Number 3

Editorial

**Containment Precautions in Hospitals
for Cases of Creutzfeldt-Jakob Disease**

John E. Greenlee, M.D.

Original Articles

**Clinical and Laboratory Studies of Nosocomial
Staphylococcus aureus Resistant to Methicillin
and Aminoglycosides**

Bonnie V. Bock, M.D.; Karen Pasiecznik; and
Richard D. Meyer, M.D.

Reliability of Disc Diffusion Susceptibility Testing

Patrick R. Murray, Ph.D.; Jacquelyn R. Zeiting, B.S.; and
Donald J. Krogstad, M.D.

Precautions for Creutzfeldt-Jakob Disease

William R. Jarvis, M.D.

**An Efficacy Evaluation of a Synergized
Glutaraldehyde-Phenate Solution
in Disinfecting Respiratory Therapy Equipment
Contaminated During Patient Use**

Timothy R. Townsend, M.D.; Siok-Bi Wee, M.S.; and
Beryl Koblin, B.A.

The Untouchable.



Introducing Asepti-Catch™ Designed to be more patient-proof than any other midstream specimen set.

You know what it's like...

The fumbling, bumbling, balancing act... The grappling with lids and containers that so many patients go through when they try to collect a midstream urine specimen.

And the result — too often, samples contaminated by everything from unsterile surfaces to their own bodies.

Our new Asepti-Catch reduces those problems with an easy-use design so fumble-free, it's practically patient-proof.

Look how easily it works.



1. This self-contained, recessed cap means you can set the cap down either side up with reduced chance of contamination of sterile surfaces. This unique patented* design also helps to reduce patient touch contamination of the sterile inner surface of the cap.

And unlike other midstream sets, there's no need for a protective cover on the cap that requires patient manipulation.

2. An innovative handle for ease of use is attached to a patented protective collar design that keeps the container rim recessed and clean during the entire collection procedure.

3. The handle and protective collar can be easily removed by simply pushing downward on the handle *after* the cap is placed on the container.

*Patent Pending

Each Asepti-Catch comes with three cleansing towelettes, simple directions and a patient label already affixed to the cap.

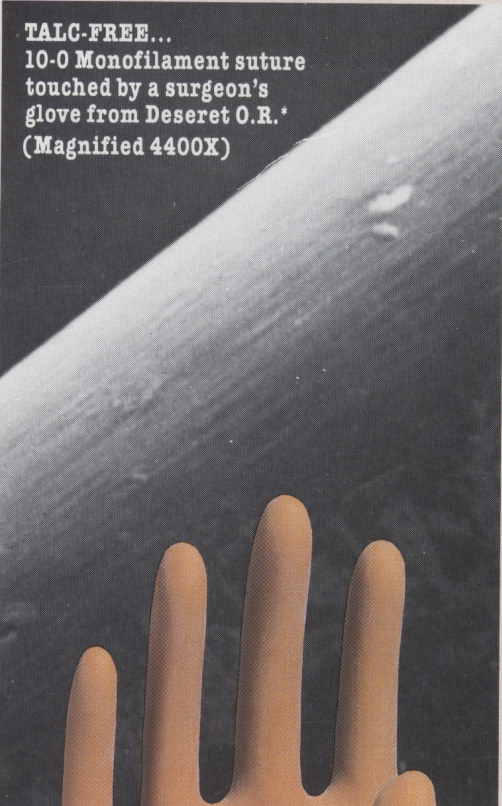
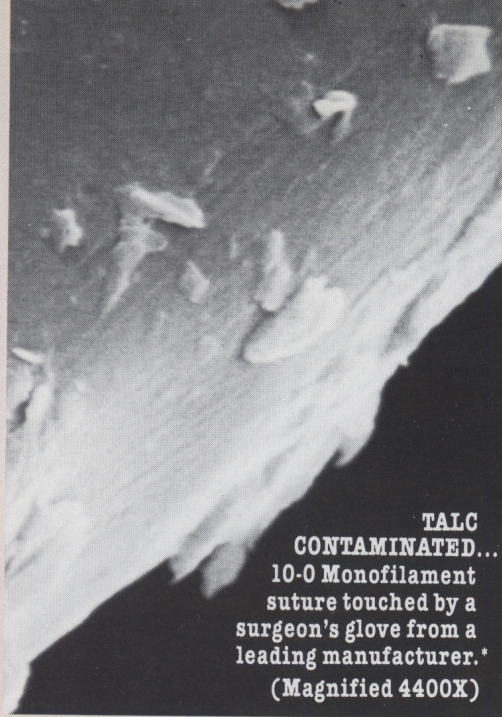
Asepti-Catch. The untouchable one. Your patients couldn't handle anything easier.

For a free sample, just contact your American Pharmaseal representative. Or write to American Pharmaseal, Nursing Products Division, P.O. Box 1300, Glendale, CA 91209.



American Pharmaseal

1933
 As early as
 1933, it was
 recognized
 that talc on
 surgeons'
 gloves could
 cause serious
 postoperative
 complications.



1981
 In 1981,
 6 out of 8
 brands of
 surgeons' gloves
 still have talc
 on the patient-
 contact surface.

Talc on the patient-contact surface of surgeons' gloves can remain within the operative site, where it may cause severe foreign body reactions, such as talc granuloma, adhesions, failure of surgical wound healing, and scar tissue formation.

DESERET O.R.'s complete line of surgical gloves is manufactured with a U.S.P. absorbable dusting powder—the least amount of powder—to give you gloves of the purest quality available today.

Choose Surgeons' Gloves from

DESERET
MEDICAL, INC.
 O. R. DIVISION
 SANDY, UTAH 84070 U.S.A.

The Complete Line of Gloves...
 Completely

TALC-FREE

*Tests conducted independently at private research institution; test data on file at Deseret Operating Room Products.
 © 1982 Parke, Davis & Company
 Printed in USA



Please send me more information on:

- Clinical studies on talc contamination.
- Talc contamination of suture from surgical gloves—studies from a leading research university.
- Educational in-service slide presentation on potential talc hazard from talc-contaminated surgical gloves.
- I would like to see my DESERET O.R. Sales Representative for more information on talc-free surgical gloves.

Mail to:

DESERET
MEDICAL, INC.

O. R. DIVISION
 SANDY, UTAH 84070 U.S.A.
 Attention: Mr. Dana Ryan

Name _____

Title _____

Hospital _____

City _____

State _____

Zip _____

Telephone _____

Editorial

- Containment Precautions in Hospitals for Cases of Creutzfeldt-Jakob Disease**
John E. Greenlee, M.D. 222

Original Articles

- Clinical and Laboratory Studies of Nosocomial *Staphylococcus aureus* Resistant to Methicillin and Aminoglycosides**
Bonnie V. Bock, M.D.; Karen Pasiecznik; and Richard D. Meyer, M.D. 224

- Reliability of Disc Diffusion Susceptibility Testing**
Patrick R. Murray, Ph.D.; Jacquelyn R. Zeitinger, B.S.; and Donald J. Krogstad, M.D. 230

- Precautions for Creutzfeldt-Jakob Disease**
William R. Jarvis, M.D. 238

- An Efficacy Evaluation of a Synergized Glutaraldehyde-Phenate Solution in Disinfecting Respiratory Therapy Equipment Contaminated During Patient Use**
Timothy R. Townsend, M.D.; Siok-Bi Wee, M.S.; and Beryl Koblin, B.A. 240

Departments

Information for Authors	203	Calendar of Events	254
Letters to the Editor	206	Book Reviews	260
New Developments in Infection Control	210	Legislative News	263
Applied Statistics in Infection Control	247	New Products and Services	266
Topics in Clinical Microbiology	250	Index to Advertisers	271

The ideas and opinions expressed by contributing authors do not necessarily reflect those of the editors or publisher.

VBPA

Publisher: Infection Control is published bimonthly by Charles B. Slack, Inc., 6900 Grove Road, Thorofare, New Jersey 08086. Telephones: Thorofare (609) 848-1000; New York (212) 285-9777.

Copyright 1982. All rights reserved. No part of this publication may be reproduced without written permission from the publisher.

Subscriptions: Subscription requests should be addressed to the publisher. Annual subscription price is: Individual: One year—\$26.00; Two years—\$42.00; Three years—\$58.00. Student rates: \$13.00 per year. All subscriptions, without exception, will start with the first issue published after the order is received. Back copies are available, but must be purchased separately. Cost per individual copy is \$5.00. Foreign subscribers add \$10.00 to regular rate; foreign orders, \$6.00.

Change of address: Notice should be sent to the publisher six weeks in advance of effective date. Include old and new addresses with zip codes. The publisher cannot accept responsibility for undelivered copies. Controlled circulation postage is paid at Thorofare, New Jersey 08086. Publisher requests Form 3547 for address correction changes.

As of Volume 1, Number 1, INFECTION CONTROL is listed in *Index Medicus*, *Current Contents—Clinical Practice*, *Hospital Literature Index*, and *Cumulative Index to Nursing and Allied Health Literature*.

THE PRE-OP SHOWER OF PROTECTION





EDITORIAL BOARD

INFECTION CONTROL

EDITOR

Richard P. Wenzel, MD
Charlottesville, Virginia

SENIOR ASSOCIATE EDITOR

William Schaffner, MD
Nashville, Tennessee

ASSOCIATE EDITORS

Sue Crow, RN, BS, MSN
Shreveport, Louisiana

John E. McGowan, Jr., MD
Atlanta, Georgia

Dennis G. Maki, MD
Madison, Wisconsin

EDITORIAL ADVISORY BOARD

Robert C. Aber, MD
Hershey, Pennsylvania

Charles S. Bryan, MD
Columbia, South Carolina

John P. Burke, MD
Salt Lake City, Utah

Richard E. Dixon, MD
Trenton, New Jersey

Harvey A. Elder, MD
Loma Linda, California

Peter C. Fuchs, MD, PhD
Portland, Oregon

Richard A. Garibaldi, MD
Farmington, Connecticut

Donald A. Goldmann, MD
Boston, Massachusetts

Dieter H.M. Gröschel, MD
Charlottesville, Virginia

Peter A. Gross, MD
Hackensack, New Jersey

Karen Hadley, RN, MPH
New Orleans, Louisiana

Cyrus C. Hopkins, MD
Boston, Massachusetts

Allen B. Kaiser, MD
Nashville, Tennessee

Harold Laufman, MD, PhD
Bronx, New York

William J. Ledger, MD
Jew York, New York

Barbara McArthur, RN, BSN, MS, PhD
Detroit, Michigan

Rob Roy MacGregor, MD
Philadelphia, Pennsylvania

C. Glen Mayhall, MD
Richmond, Virginia

Ronald Lee Nichols, MD
New Orleans, Louisiana

Harry C. Nottebart, Jr., JD, MD
Richmond, Virginia

Karen Paul, BS, MS
Gig Harbor, Washington

Frank S. Rhame, MD
Minneapolis, Minnesota

William E. Scheckler, MD
Madison, Wisconsin

Robert J. Shannon, MSPH
Boston, Massachusetts

Walter E. Stamm, MD
Seattle, Washington

Timothy R. Townsend, MD
Baltimore, Maryland

William M. Valenti, MD
Rochester, New York

James Veazey, MD
Albany, New York

Kathy J. Wydra, RN
Rochester, New York

FOREIGN ADVISORY BOARD

Graham Ayliffe, MD, FRC Path.
Birmingham, England

Professor G. Berencsi
Szeged, Hungary

Professor Jaap Dankert
Groningen, Netherlands

Professor Dr. F. Daschner
Freiburg, West Germany

Lars O. Kallings, MD
Stockholm, Sweden

Professor W.B. Kedzia
Sieroca, Poland

Professor A.P. Krasilnikow
Minsk, USSR

Professor Dr. W. Marget
Munich, West Germany

Bertil Nystrom, MD
Huddinge, Sweden

Ian Phillips, MA, MD, MRC Path, MRCP
London, England

Hans Reber, MD
Basel, Switzerland

Professor Gerald Reybrouck
Leuven, Belgium

Manfred L. Rotter, MD, DipBact
Vienna, Austria

Theodore Sacks, MD
Jerusalem, Israel

Professor Dr. med. H.P. Werner
Mainz, West Germany

Professor Dr. W. Weuffen
Griefswald, German Democratic Republic

SLACK

Charles B. Slack, Inc.
6900 Grove Road
Thorofare, New Jersey 08086

Managing Editor
Donna Carpenter

Associate Publisher
Richard N. Roash

Assistant Editor
John C. Carter

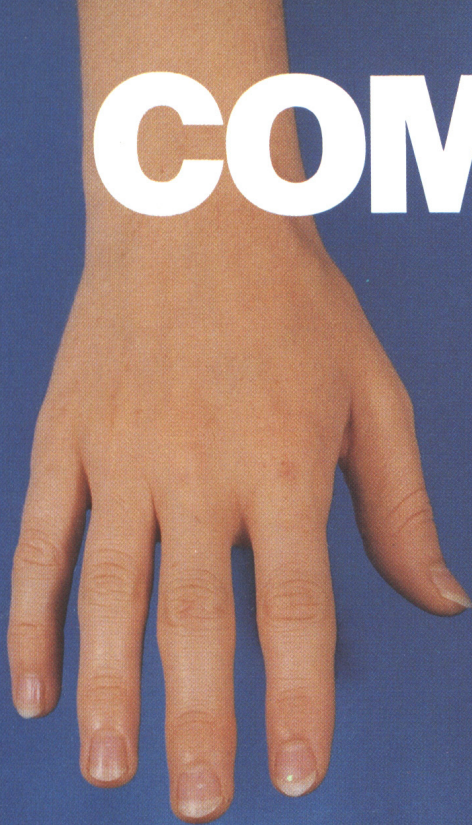
Editorial Assistant
Jody Ellen Zackon

Promotion and Circulation Manager
Peter N. Slack

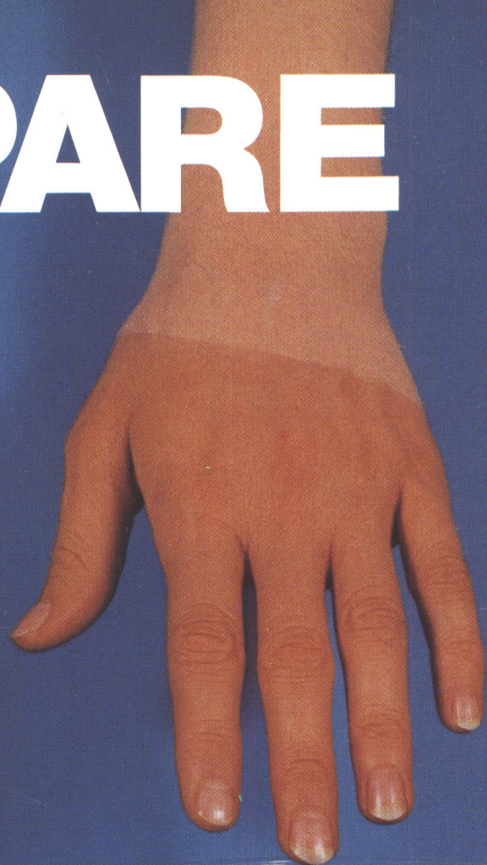
Advertising Sales Representative
Melissa Warner

COMPARE

30
1-MINUTE
SOAKS IN
SPORICIDIN*



5
1-MINUTE
SOAKS IN
CIDEX-7™



™ Surgikos, Inc.

Dip test for illustration purposes only. Aseptic technique is recommended.

Sporicidin® does not yellow your hands.*

Advantages of Sporicidin diluted for disinfection:

No gloves are necessary. . . Doesn't stain or irritate the hands. Also, it will not "smart" the eyes or nostrils.

Most effective. . . The only sterilizing solution which is fully effective against the tubercle bacillus, influenza and enteroviruses when diluted 1 in 16.

Stable. . . A fully effective sterilant and disinfectant for 30 days after activation.

Equipment safe. . . Will not harm rubber or plastics. **Safe for Scopes.**

Saves money 3 ways. . . An 8 oz. unit makes up to 2 gallons of hospital disinfectant. It reduces disinfection costs, shipping charges, and saves up to 97% storage space.

* Diluted 1 in 16 for disinfection. (Other glutaraldehyde products must be used full strength only.)

Proven. . . The most effective cold sterilant and disinfectant ever registered by the E.P.A.

"Sporicidin is (a) the fastest glutaraldehyde sterilant at room temperature, and (b) the only glutaraldehyde product that can be diluted below 2% and still qualify as a hospital disinfectant."

Infection Control, 2(1): 26-30, 1981

"Sporicidin. . . was both more stable and more active against test spores than. . . Cidex and Cidex-7."

Infection Control, 1(2): 90-93, 1980

"This study has determined that although E.P.A. requirements for classifying a sterilizing agent were satisfied by Cidex, they were exceeded by Sporicidin."

Journal of Dental Research, Vol. 60, March 1981, (U.S. Army Institute of Dental Research, Wash., DC)



THE SPORICIDIN COMPANY