

The Journal of Laryngology and Otology

EDITED BY
G. H. BATEMAN

ASSISTANT EDITOR
LIONEL TAYLOR

Contents

ON THE FUNCTION OF THE KINOCILIA AND STEREOCILIA WITH SPECIAL REFERENCE TO THE PHENOMENON OF DIRECTIONAL PREPONDERANCE	A. ZALIN
THE MIDDLE EAR IN ACCIDENTAL DEATHS	J. J. SAMMUT
A CASE OF OBJECTIVE TINNITUS	CAROL WENGRAF
MYRINGOTOMY, α -CHYMOTRYPSIN AND REVERSE POLITZERIZATION FOR "GLUE" EARS	STUART R. MAWSON
CANCER OF THE PHARYNX: A STUDY BASED ON 2,417 CASES WITH SPECIAL REFERENCE TO RADIATION TREATMENT	M. LEDERMAN
THE USE OF HYPOTHERMIA IN INTRA-ARTERIAL CHEMOTHERAPY FOR HEAD AND NECK CANCER	D. F. N. HARRISON
A METHOD OF GUILLOTINE TONSILLECTOMY WITH AN HISTORICAL REVIEW	NEIL G. MCGUIRE
NASOPHARYNGEAL CANCER IN SARAWAK (BORNEO)	C. S. MUIR and W. F. OAKLEY
LONG-TERM RESULTS OF ADIPOSE TISSUE IN STAPEDIOPLASTY IN OTOSCLEROSIS	VLADIMIR HLAVÁČEK
A COMPARISON OF MEASUREMENTS FROM THE CLINICAL CALORIC TEST WITH THOSE FROM THE TEST USING ELECTRO-OCULOGRAPHIC RECORDINGS	R. HINCHCLIFFE
NORMAL VALUES FOR CALORIC TESTS USING ELECTRO-OCULOGRAPHY	R. HINCHCLIFFE
CLINICAL RECORDS—	
PRIMARY TUBERCULOSIS OF THE NASOPHARYNX IN A NIGERIAN	F. D. MARTINSON
ARTERIOGRAPHY IN MANAGEMENT OF EPISTAXIS	A. SINHA
METASTATIC MAXILLARY ANTRUM SEMINOMA	D. WORGAN
FIBROSARCOMA OF TONSIL	S. P. POPLI and M. M. L. ARORA
SOCIETIES' PROCEEDINGS	
GENERAL NOTES	

London

Headley Brothers

109 Kingsway WC2

The Journal of Laryngology and Otology

(FOUNDED in 1887 by MORELL MACKENZIE and NORRIS WOLFENDEN)

EDITED BY

G. H. BATEMAN

ASSISTANT EDITOR
LIONEL TAYLOR

1. Original articles which have not been published elsewhere are invited and should be sent to the Editor. They are considered for publication on the understanding that they are contributed to this *Journal* solely. Reproduction elsewhere, in whole or in part, is not permitted without the previous written consent of the Author and Editor and the customary acknowledgment must be made.

2. Manuscripts should be typewritten, on one side only of the paper, and well spaced. Captions to illustrations should be typed on a separate sheet and sent at the same time as original photographs, etc.

The Harvard system of recording references should be used, e.g. GREEN, C., and BROWN, D. (1951) *J. Laryng.*, 65, 33. Abbreviations of Journals should follow the style recommended in *World Medical Periodicals*, published by World Health Organization, 1952.

It is most important that authors should verify *personally* the accuracy of every reference before submitting a paper for publication.

3. Galley proofs and engraver's proofs of illustrations are sent to the author. Corrections, which should be kept to a minimum, must be clearly marked, and no extra matter added. Proofs should be returned within 5 days.

4. Illustration blocks will normally be held by the Printers for three years, after which they will be destroyed. Any author is entitled to have these returned to him, but a request for this must be sent within three years of the appearance of the article, to HEADLEY BROTHERS, 109 Kingsway, London, WC2. Coloured illustrations will be charged to authors, unless a special grant is authorized by the Editor.

5. Orders for reprints must be sent when returning galley proofs, and for this purpose special forms are supplied.

6. Authors of original communications on Oto-Laryngology in other journals are invited to send a copy, or two reprints, to the *Journal of Laryngology*. If they are willing, at the same time, to submit their own abstract (in English, French, Italian, or German) it will be welcomed.

7. Editorial communications may be addressed to THE EDITOR, *Journal of Laryngology*, c/o HEADLEY BROTHERS, 109 Kingsway, London, WC2.

8. The annual subscription is five guineas sterling (U.S.A. \$15) post free, and payable in advance.

9. Single copies will be on sale at 12s. 6d. each; copies of parts up to Vol. LXIII which are available may be purchased at 7s. 6d. each.

10. All subscriptions, advertising and business communications should be sent to the publishers, HEADLEY BROTHERS, 109 KINGSWAY, LONDON, WC2.

United States of America

Orders for this *Journal* may be sent through local booksellers, or to STECHERT-HAFNER, INC., 31-33 East 10th Street, New York, or direct to the publishers, HEADLEY BROTHERS, 109 KINGSWAY, LONDON, WC2, England.

© *Journal of Laryngology and Otology*, 1967

Please mention *The Journal of Laryngology and Otology* when replying to advertisements

CONTENTS

	PAGE
ON THE FUNCTION OF THE KINOCILIA AND STEREOCILIA WITH SPECIAL REFERENCE TO THE PHENOMENON OF DIRECTIONAL PREPONDERANCE. A. Zalin (Liverpool)	119
THE MIDDLE EAR IN ACCIDENTAL DEATHS. J. J. Sammut (Malta)	137
A CASE OF OBJECTIVE TINNITUS. Carol Wengraf (London)	143
MYRINGOTOMY, α -CHYMOTRYPSIN AND REVERSE POLITZERIZATION FOR "GLUE" EARS. Stuart R. Mawson (London)	147
CANCER OF THE PHARYNX: A STUDY BASED ON 2,417 CASES WITH SPECIAL REFERENCE TO RADIATION TREATMENT. M. Lederman (London)	151
THE USE OF HYPOTHERMIA IN INTRA-ARTERIAL CHEMOTHERAPY FOR HEAD AND NECK CANCER. D. F. N. Harrison (London)	173
A METHOD OF GUILLOTINE TONSILLECTOMY WITH AN HISTORICAL REVIEW. Neil G. McGuire (Cardiff)	187
NASOPHARYNGEAL CANCER IN SARAWAK (BORNEO). C. S. Muir (Singapore) and W. F. Oakley (Kuching)	197
LONG-TERM RESULTS OF ADIPOSE TISSUE IN STAPEDIOPLASTY IN OTOSCLEROSIS. Vladimír Hlaváček (Prague, Czechoslovakia)	209
A COMPARISON OF MEASUREMENTS FROM THE CLINICAL CALORIC TEST WITH THOSE FROM THE TEST USING ELECTRO-OCULOGRAPHIC RECORDINGS. R. Hinchcliffe (London)	215
NORMAL VALUES FOR CALORIC TESTS USING ELECTRO-OCULOGRAPHY. R. Hinchcliffe (London)	221
CLINICAL RECORDS—	
PRIMARY TUBERCULOSIS OF THE NASOPHARYNX IN A NIGERIAN. F. D. Martinson (Ibadan, Nigeria)	229
ARTERIOGRAPHY IN MANAGEMENT OF EPISTAXIS. A. Sinha (New Delhi, India)	235
METASTATIC MAXILLARY ANTRUM SEMINOMA. D. Worgan (London)	241
FIBROSARCOMA OF TONSIL. S. P. Popli (Bikaner, India) and M. M. L. Arora (Chandigarh, India)	245
SOCIETIES' PROCEEDINGS	249
GENERAL NOTES	255

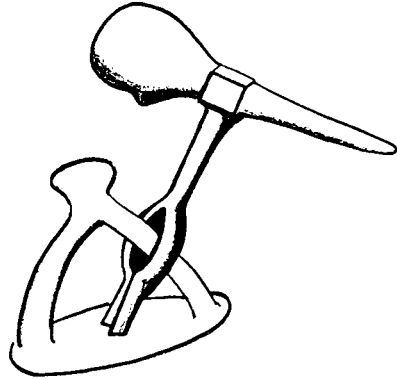


MIDDLE EAR PROSTHESES

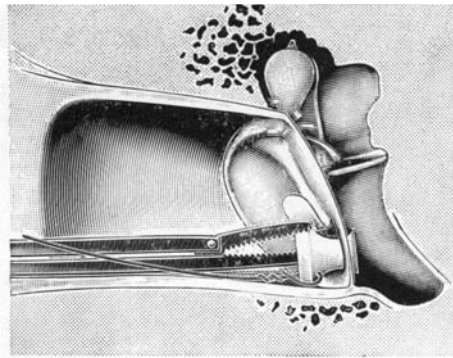


**Sultana's Stainless Steel
Spring Middle Ear
Prosthesis, 4 mm. long**

Vide Journal of Laryngology
Vol. LXXIX, No. 9



**Smyth's "Clothes-Pin" Incus
replacement Prosthesis**



Shepard's Teflon Grommet Drain Tubes


Further details of these and other Middle Ear Prostheses on request

DOWN BROS. AND MAYER & PHELPS LTD
CHURCH PATH, MITCHAM, SURREY, ENGLAND

In Canada

410 Dundas Street West, Toronto, 2B, Canada

Please mention *The Journal of Laryngology and Otology* when replying to advertisements



THE DROP THAT SOOTHES THE INFECTED EAR

'Otosporin' rapidly destroys virtually *all* bacteria commonly found in ear infections, reduces irritation, inflammation and pain. 'Otosporin' brand Drops contain polymyxin B sulphate, neomycin sulphate and hydrocortisone in a bland suspension designed to facilitate penetration. Issued in bottles of 5 ml.

'OTOSPORIN'



Burroughs Wellcome & Co. London
(The Wellcome Foundation Ltd.)

Please mention *The Journal of Laryngology and Otology* when replying to advertisements



Specifically designed for you and your patients. Precision-engineered, functionally-built equipment for the Ear, Nose and Throat and other Specialists.

S.M.R. keeps you and your patients' comfort and satisfaction in mind. Whatever your needs . . . whether they be for one unit or a completely equipped treatment room, you are assured of the finest . . . a room that reflects professional good taste.



Picture shows what can be done with small treatment room areas. The rooms are complete from the compact treatment unit to the physician's stool. Yet, this equipment fits easily and functionally into a small area. This is just one of many room arrangements available from S.M.R.



Established Over 30 Years

Please send for our new catalog

Surgical Mechanical Research,

883 West 16th Street, P.O. Box 1185

Newport Beach, Calif. 92663

INC.

Direct factory sales, F.O.B. Newport Beach, Calif.


Please mention *The Journal of Laryngology and Otology* when replying to advertisements

ONLY AMPLIVOX
 provides a
complete audiometric service!



Transistor Audiometers

with air conduction or air and bone conduction with masking, for hospitals, schools, consulting rooms, industrial medical departments, screening programmes, etc.




Clinical Audiometers


with narrow band masking for the highest accuracy and extended resolution.

Audiometer Booths

for ideal testing conditions in hospitals, clinics, factories. Standard and special sizes available.



Industrial Audiometry
 Speech Audiometers
 Speech Training Equipment
 Loop Amplifiers, etc.



PLUS An efficient and speedy **calibration service**

please write for technical literature to meet your needs

AMPLIVOX

HEARING ADVISORY SERVICE LTD.

80 New Bond Street, London, W.1. Tel: HYDe Park 9888

Please mention *The Journal of Laryngology and Otology* when replying to advertisements

ORBENIN

and its success in Gram-Positive Infections

Otitis media Otitis externa

Boils
Carbuncles
Infected dermatoses

Pneumonia
Lung abscess
Acute bronchitis

Osteomyelitis
Osteitis

Tonsillitis Pharyngitis

Post-operative wound infections
Burns
Skin graft protection

Septicaemia
Acute endocarditis

Staphylococcal enterocolitis
Staphylococcal urinary tract infections
Staphylococcal meningitis

ORBENIN (cloxacillin sodium B.P.) is a penicillin active against virtually all Gram-positive organisms, including staphylococci, β -haemolytic streptococci and pneumococci, irrespective of their resistance to other antibiotics.

It is encouraging that the widespread use of Orbenin in hospitals has not resulted in the emergence of resistant strains.


More than 300 references in the World Literature testify to the excellent clinical results obtained with Orbenin in a wide variety of Gram-positive infections.

Detailed literature is available on request.

Dosage:

Two capsules (500mg.) or one vial (250mg.) q.i.d.

Availability:



Capsules
(250mg.)



Vials
(250mg.)



Syrup
(125mg./
5ml.)

Orbenin (cloxacillin sodium B.P.) (regd.) is a product of British research at
Beecham Research Laboratories
Brentford, England. Telephone: ISLeworth 4111



***WHEN A HEARING AID
IS RECOMMENDED
ONLY AMPLIVOX
OFFERS THIS
HEARING AID SERVICE***

The design and manufacture of a complete range with individual fitting facilities.

Best of other makes in addition to Amplivox aids—Amplivox hearing aids are ONLY available from Amplivox.

Highest degree of training of any hearing aid organisation.

Master Hearing Aid evaluations.

Expert follow-up and rehabilitation advice.

15 branch offices with while-you-wait service.

FOR YOUR PATIENTS' GREATEST SATISFACTION
SPECIFY AMPLIVOX

AMPLIVOX

World's most experienced and complete hearing service

AMPLIVOX HEARING ADVISORY SERVICE
80 NEW BOND STREET
LONDON, W.1

Please mention *The Journal of Laryngology and Otology* when replying to advertisements

**FROM
THE
FRONT**

...and with A.V.C. where required



—that is the triumph of the
MACKIE
hearing aid

The new Mackie post-aural hearing aid is made in several different circuit versions so that the gain and frequency response can be selected to match the patient's needs; and it is available where required with a unique form of automatic volume control which has proved highly successful in cases of recruitment. The forward pick-up microphone gives maximum

intelligibility of speech without background interference.

It is exported to many countries including the United States of America—a tribute to its high quality and advanced design.

In Great Britain it is available for trial by your patients from *independent* hearing aid dealers in all parts of the country.

MANUFACTURED BY A. G. R. MACKIE LTD. A member of the Bonochord Group of Companies
FOR FURTHER DETAILS WRITE TO 48 WELBECK STREET, LONDON W1

Please mention *The Journal of Laryngology and Otology* when replying to advertisements

In chronic bronchitis
PENBRITIN helps him put up a better fight



By swiftly reducing both the quantity and purulence of the sputum, routine dosage Penbritin brings a rapid clinical response in the majority of patients: moreover clinical trials have shown these benefits to be more marked than those observed in patients on tetracycline therapy. The success of this regimen (250mg. four times daily for one week or more) can be attributed to Penbritin's higher activity against the causative organisms, *H. influenzae* and pneumococci.

In addition, severely disabled patients, including those with extensive bronchiectasis and cases whose sputum is winter-long purulent despite other antibiotic therapy, may gain unprecedented relief from a short course of high dosage Penbritin. In published trials on this regimen (1 gram four times daily for one week or more) infection was cleared in the majority of patients, and subsequent freedom from exacerbation for up to 16 weeks was reported.

A full list of supporting references is available on request.




PENBRITIN* (ampicillin B.P.) is a product of British research at
Beecham Research Laboratories
Brentford, England.



*Regd.

BÉKÉSY ACCESSORY



For the very first time a fully automatic unit has been made available for a Clinic Audiometer, making the combined units into a true BÉKÉSY Audiometer.

This automatic accessory is being made for the PETERS SPD/5 CLINIC AUDIOMETER, which has a continuous frequency range and continuously variable attenuation. The result is therefore a true Békésy audiometer.

It can be attached to or detached from the audiometer in under one minute so that the two units together offer the facilities of an advanced clinic audiometer or Békésy audiometry at will.

It can be fitted to any existing SPD/5 Audiometer.

Please write for full details and demonstration to :

ALFRED PETERS & SONS LIMITED
51 GELL STREET, SHEFFIELD 3

Please mention *The Journal of Laryngology and Otology* when replying to advertisements

for
relief of
the
common
cold



Triominic

Oral Nasal Decongestant **WANDER**

'Triominic' timed-release tablets and orange-flavoured syrup contain antihistamines and a decongestant in balanced proportions to ensure relief from nasal congestion for between 6 and 8 hours. The active constituents of 'Triominic'—the original oral decongestant—reach the nasal mucosa systemically. This obviates the rebound congestion which may follow the topical use of decongestants.

Formula per timed-release tablet.

Phenylpropanolamine hydrochloride.....50 mg.
Mepyramine maleate B.P.25 mg.
Pheniramine maleate25 mg.

S7

'Triominic' is also available as an orange-flavoured syrup.

Basic N.H.S. prices: 50 tablets 5/9½;
4 fl. oz. 2/2 (ex dispensing packs).

Literature and sample on request

A. WANDER LIMITED · 42 UPPER GROSVENOR STREET · LONDON W1

Please mention *The Journal of Laryngology and Otology* when replying to advertisements

THE LARYNGOSCOPE

A Monthly Journal
devoted to the disease of
EAR, NOSE AND THROAT

*Official organ for the American Laryngological
Rhinological and Otological Society*

Price \$18.00 per year Canada \$19.00 per year
Foreign \$19.00 per year

ESTABLISHED 1896



THEODORE E. WALSH, M.D.
EDITOR

517 SOUTH EUCLID AVENUE
SAINT LOUIS MO. 63110.

WINHO

AUDITORY TRAINING UNIT

- ★ Robust Construction—high grade components
- ★ Portable, Battery Operated
- ★ Modern transistor circuitry
- ★ Versatile with many facilities
- ★ Improved Performance
- ★ Treble and Bass Tone Controls
- ★ Loop Drive
- ★ Reasonably priced—£55 Ex. Works



PROFESSIONAL MODEL

For further details please write to:

**G. C. JOHNSON,
LEYTON INSTRUMENT CO. LTD.,
54 ALBERT ROAD,
CAVERSHAM,
READING, BERKS.**


Telephone: READING 72295

Please mention *The Journal of Laryngology and Otology* when replying to advertisements

KAMPLEX

AUDIOMETRIC EQUIPMENT

AUDIOMETERS



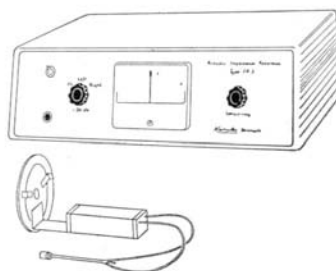
CLINIC AUDIOMETER DA1

- SCREENING PORTABLE TA16
- DIAGNOSTIC PORTABLE TA15
- CLINIC AUDIOMETER DA1
- DOUBLE CHANNEL DA2
- AUTOMATIC AUDIOMETER AB1

ACOUSTIC IMPEDANCE
APPARATUS ZA2

PNEUMOMETER ZP1

SKIN RESISTANCE
APPARATUS RA4



SOUND LEVEL METER GA6

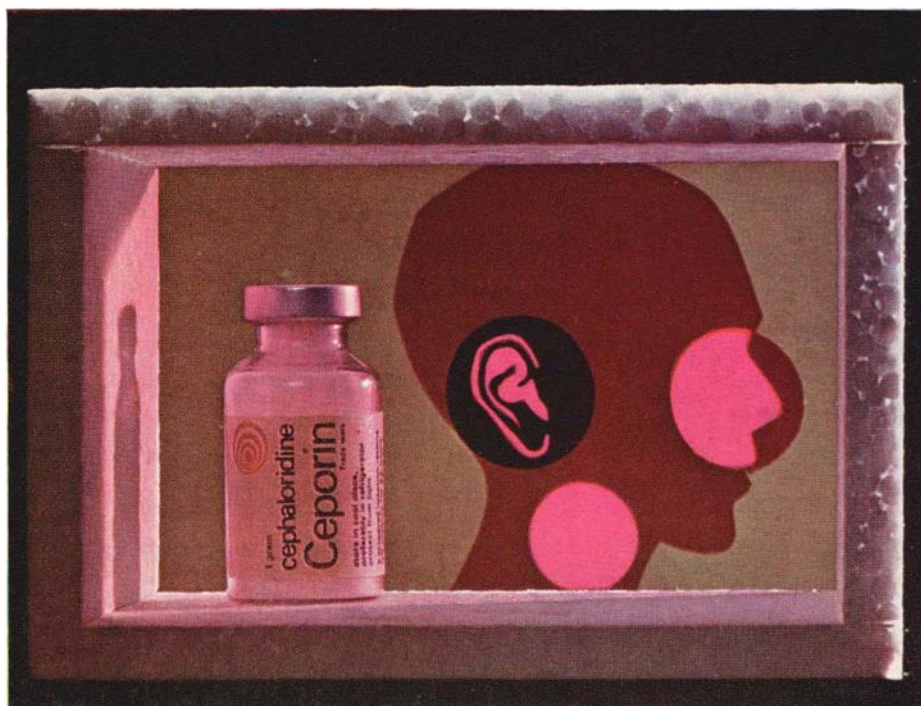
VISIBLE SPEECH APPARATUS

AUDITORY TRAINERS

Write for full catalogue and detailed descriptions to:

ALFRED PETERS & SONS LTD
51 GELL STREET, SHEFFIELD 3

Please mention *The Journal of Laryngology and Otology* when replying to advertisements



What makes this antibiotic so valuable in the ENT unit ?

Spectrum ?

Exceptionally broad. It covers most gram-positive organisms—including the penicillin-resistant staphylococci—and many gram-negative organisms.

Action ?

Intensely bactericidal. It gives a rapid kill of bacteria at or near the minimum inhibitory concentration, especially in the case of gram-negative organisms.

Safety ?

Wide clinical usage has confirmed the laboratory evidence that Ceporin has a remarkably low toxicity. It is usually well tolerated by patients allergic to penicillin.

Clinical record ?

The latest analysis of clinical results obtained with Ceporin shows a total of 131 ENT infections treated : 109 (83%) responded satisfactorily. There were 28 cases of tonsillitis, of which 24 responded well. The majority of these infections was caused by beta-haemolytic streptococci, but there were several mixed infections involving streptococci, staphylococci and *Corynebacterium diphtheriae*.

Otitis also responded well. Of the 28 cases treated, 24 responded satisfactorily. Most of these infections were caused by staphylococci but infections involving coliforms, pneumococci, *Streptococcus pyogenes*, proteus and *Haemophilus influenzae* were also represented. Often rapid clinical response was obtained with Ceporin after other antibiotics had failed. Conditions which respond well to Ceporin include : mastoiditis, otitis media, sinusitis, quinsy, pharyngeal abscess, and intracranial infections secondary to infected sinuses and mastoiditis. Because of its three main attributes—broad spectrum, bactericidal action and low toxicity—Ceporin has proved valuable for use in place of more toxic drugs or combinations of antibiotics.

Presentation Vials containing 250 mg, 500 mg and 1 gram of cephaloridine, packed singly and in boxes of five.

Ceporin is a Glaxo trade mark

Detailed literature is available from Glaxo Laboratories Limited Greenford, Middlesex