

Subscription Requests

Free Subscriptions

Individuals requesting subscriptions, or wishing to change their address, should contact MTsubscriptions at: AssociationManagement@microscopy.org

Subscription Policies

- Microscopists in the United States are eligible for gratis mail subscriptions.
- Microscopists in Canada and Mexico may subscribe to the print edition for \$25US.
- Microscopists in the rest of the world may subscribe to the print edition for \$35US.
- Microscopists in outside the United States may request gratis email alerts to the digital edition.
- Microscopists anywhere in the world may view the digital edition at the Microscopy Today website shown at the bottom of this page.

Digital Edition

- The digital edition is an exact replica of the print edition, advertisements and all.
- Features include dynamic pages with live webpage and email links, a word-level search function, and variable page magnification to enlarge both text and figures.

Microscopy Today has articles about:

- Innovative instruments and methods
- Applications in various fields
- Hints and tips for novices and experts
- Protocols in microscopy and microanalysis
- Microscopy facilities descriptions
- Meetings and courses
- Success stories in microscopy education
- Historical microscopy and pioneers
- Industry news and product news
- Humorous situations
- Opinions of our readers

Subscription Customer Service

To change your address or your subscription profile, call 703-234-4115 or send an email request to associationmanagement@microscopy.org.

Index to Advertisers


Alluxa, Inc. (www.alluxa.com)	37
Bruker Nano GmbH (www.bruker.com).....	9
Ciasem 2019 15th Interamerican Microscopy Congress (www.ciasem2019.samic-argentina.org).....	48
Diatome (www.emsdiasum.com)	6
Electron Microscopy Sciences (www.emsdiasum.com).....	4
Geller Microanalytical (www.gellermicro.com)	31
Hitachi High Technologies America (www.hitachi-hhta.com).....	Inside front cover
JEOL USA (www.jeolusa.com).....	Outside back cover
Lehigh University (www.lehigh.edu/microscopy)	25
Lumencor, Inc. (www.lumencor.com)	29
M.E. Taylor Engineering (www.semsupplies.com).....	48
minus k TECHNOLOGY (www.minusk.com)	10
Oregon Physics (www.oregon-physics.com).....	35
Oxford Instruments NanoAnalysis (nano.oxinst.com)	11
Physik Instrumente (www.pi-usa.us).....	23
QMA 2019 Quantitative Microanalysis Topical Conf. (www.microbeamanalysis.org).....	44
Scientific Instruments & Applications (www.sia-cam.com).....	44
Ted Pella, Inc. (www.tedpella.com).....	Inside back cover, 48
TESCAN (www.tescan-usa.com)	19
XEI Scientific (www.evactron.com)	10
ZEISS (www.zeiss.com/microscopy/en_us/home.html).....	17

MT

Microscopy
TODAY
Innovation Awards

Next deadline is March 21, 2019


Providing microscopy supplies and specimen preparation equipment to our valued customers for over half a century.




Adhesives
Conductive Tape, Carbon Tabs
Carbon, Silver & Gold



NEW PELCO® Video Alignment Microscope



Calibration Standards,
Pelcotec™ CDMS-XY, Magnification,
Resolution, LM/SEM/FESEM



NEW Quantifoil®
TEM Substrates




Tools for Microscopy
Tweezers, Scribes, Vacuum Pick-Up



PELCO® Modular SEM Holders & Mounts




NEW Products for Specimen Thinning in Preparation for Electron Microscopy



FIB Supplies
Lift Out Grids, Storage,
Probes, FIB Mounts



Cressington Coating Systems
Carbon Evaporation & Metal Sputtering



PELCO® AFM Tools & Supplies
AFM Discs, Disc Carriers, AFM Probes,
Diskenser, Disc Grippers & Pickup Tools




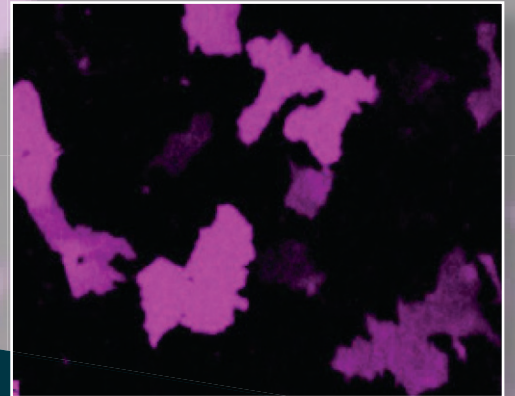
www.tedpella.com sales@tedpella.com 800-237-3526

STRONGEST FE SEM IN THE WORLD

CAN YOUR SEM DO THIS?

*Lightning fast
automated EDS analysis
at 1kV (32nA, 830 sec)*

*Graphene layers on
Ni substrate*



*Ultrahigh resolution
at ultralow kV*

Membrane filter at 10V

Low voltage STEM

*Virus
(Hope College, Stukey Group)*

