


## RESEARCH ARTICLE

# Bioregulator application enhances yield by modulating antioxidant efficiency of rainfed cluster bean [*Cyamopsis tetragonoloba* L. (Taub.)] in the hot arid region of India

Narayan Singh Nathawat<sup>1,\*</sup> , Narendra Dev Yadava<sup>1</sup>, Jai Parkash Singh<sup>2</sup>, Priyabrata Santra<sup>2</sup>, Suryanarayana Bhaskar<sup>3</sup>, Ravindra Singh Shekhawat<sup>1</sup> and Vijay Singh Rathore<sup>1</sup>

<sup>1</sup>ICAR-Central Arid Zone Research Institute, Regional Research Station, Bikaner 334004, India, <sup>2</sup>ICAR-Central Arid Zone Research Institute, Jodhpur 342003, India and <sup>3</sup>Natural Resource Management Division, Indian Council of Agricultural Research, New Delhi 110012, India

\*Corresponding author. Email: [nathawatns@rediffmail.com](mailto:nathawatns@rediffmail.com)

(Received 31 July 2022; revised 13 January 2023; accepted 08 February 2023)

## Summary

Water deficiency is one of the most severe abiotic stresses in rainfed dry lands and limits crop productivity. Exogenous applications of salicylic acid (SA) have been applied to mitigate the adverse effects of water-deficit stresses, but the relative efficacy of different derivatives of SA in enhancing water-deficit tolerance along with the underlying physio-biochemical mechanism and yield of crops is not well documented. Field experiments were conducted to ascertain the relative efficacy of exogenous application of three plant bioregulators (PBRs) [SA, thiosalicylic acid and 5-sulfosalicylic acid (SSA)], each at three concentrations (0.5, 1.0 and 1.5 mM), on the growth, physio-biochemical characteristics and yield of cluster bean under rainfed conditions. Based on a 2-year field experiment, the application of PBRs enhanced yield (from 8 to 16%). The yield enhancement with the application of PBRs was associated with elevated water content (from 9 to 17%), membrane stability (from 12 to 18%) and antioxidant enzyme activity (from 12 to 33%) and reduced lipid peroxidation (from –15 to –34%) in leaves. The effects of PBRs were conditionally type and concentration dependent. The application of SSA at a rate of 1 mM was more effective in enhancing water-deficit tolerance and improving the yield of cluster bean under water shortage conditions. This study provides empirical evidence of the potential for the application of SA and its derivatives to enhance crop yields under drought conditions. The results have direct implications for sustainable crop production for similar regions of the world facing water deficits.

**Keywords:** Antioxidant enzyme; Crop growth rate; Salicylic acid; 5-Sulfosalicylic acid; Yield

## Introduction

Abiotic stresses limit plant productivity (Rodriguez *et al.*, 2005) and may reduce crop yields by more than 50% (Bray *et al.*, 2000). Water deficit is the major abiotic stress that adversely affects crop production worldwide (Daryanto *et al.*, 2017; Ebrahimian *et al.*, 2019), particularly in dry land (areas having an aridity index from 0.05 to 0.65), which occupies >40% of the total land surface area and is home to approximately 35% of the world's population (Safriel and Adeel, 2005). Water deficit induces an array of negative effects on vital physio-biochemical activities such as carbon assimilation rate, leaf gas exchange, photosynthetic pigment contents, enzyme activity and ion balance, thereby leading to a reduction in growth and yield of plants (Prasad *et al.*, 2008). Furthermore, water deficits induce the overgeneration of reactive oxygen species (ROS), such as OH<sup>-</sup>, H<sub>2</sub>O<sub>2</sub>, superoxide radicals and O<sub>2</sub><sup>-</sup>, which damage many vital, structural and functional

components of the plant system (Farooq *et al.*, 2009) and are major limitations of plant growth in water-deficit areas of arid regions (Hussein *et al.*, 2015).

Cluster bean (*Cyamopsis tetragonoloba*) is a multipurpose legume that has been grown for its seed, which contains galactomannan gum that is extensively used as a lubricant, binder, thickener and emulsifier in several industries (Yadav and Shalendra, 2015). India is the major cluster bean-producing country, and 80% of the world's production comes from the hot arid region of India (Yadav and Shalendra, 2015). Cluster bean is an important crop in the northwestern hot arid region of India (Rathore *et al.*, 2007, 2009), and its production is severely affected by water-deficit conditions under rainfed conditions in hot arid environments (Garg *et al.*, 2006). In cluster bean, yield reduction due to water deficit has been reported to range from  $-11$  to  $> -60\%$ , depending on the magnitude of the water deficit and the stage of the crop at which the crop is exposed to stress. It has been demonstrated that late-season drought has a greater reduction in yield than mid- and early-season drought (Garg *et al.*, 2005; Rao, 2009).

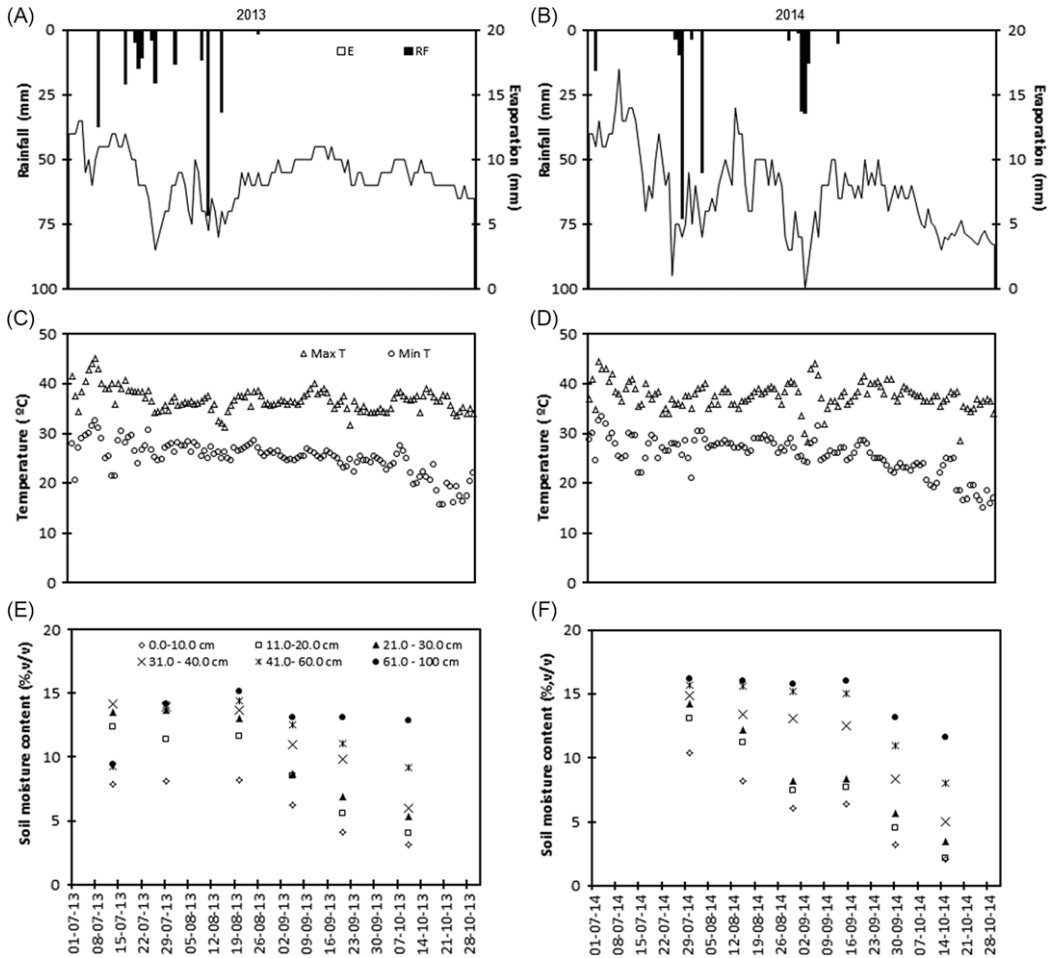
Exogenous application of plant bioregulators (PBRs) has emerged as an effective adaptation method for crops to moisture limitation by neutralising moisture stress-induced adverse effects (Srivastava *et al.*, 2016). Salicylic acid (SA) or ortho-hydroxy benzoic acid is a phenolic growth regulator and has been found to play an important role in the regulation of various physiological processes, including the growth and development of plants and responses to stresses (Raskin, 1992; Senaratna *et al.*, 2003).

Although the role of SA in plant stress resistance has long been known (Raskin, 1992), the role of derivatives of SA in modulating the plant response to water-deficit stress has been little explored. Furthermore, the effects of SA and its derivatives on the physio-biochemical activities of plants depend on species, developmental stage, SA concentration and environmental conditions (Shraiy and Hegazi, 2009). In the present study, we hypothesised that exogenous application of SA and its derivatives will enhance yield by modulating ROS scavenging systems, cell membrane stability and photosynthetic pigment contents of cluster bean under water-deficit conditions and that their effects depend on the type of chemical and dose used. To test this hypothesis, plants were sprayed with different concentrations of SA and its derivatives at the vegetative and preflowering stages. We then assessed the relative plant water content, activity of antioxidant and carbon metabolism enzymes, membrane stability, contents of photosynthetic pigments, growth and seed yield of the crop. The objectives of this study were to evaluate the relative efficacy of exogenously applied SA and its derivatives on plant water relations, antioxidant defence systems and seed yield of rainfed cluster bean under water-deficit conditions. This is, to our knowledge, the first report on the effects of derivatives of SA on the yield and physio-biochemical processes of cluster bean under water-deficit conditions.

## Materials and Methods

### Experimental site

Field experiments were conducted for 2 years (2013 and 2014) in the *kharif* season from July to October at the Research Farm of Central Arid Zone Research Institute (CAZRI) in Bikaner ( $28^{\circ}4' N$ ;  $74^{\circ}3' E$ ; 238.3 m above mean sea level), India. The experimental site falls under a hot arid climate. The average annual rainfall of the region is 287 mm, with more than 85% of rainfall received from July to September. Crop received 241 and 230 mm of rainfall during the crop growing season in 2013 and 2014, respectively. Weather data during the crop growing seasons in 2013 and 2014 are given in Figure 1. The soil at the experimental site is loamy sand (Typic Torripsamments), and the topsoil layer (0–20 cm) has  $1.51 \text{ g kg}^{-1}$  organic carbon (Walkley-Black),  $11.2 \text{ kg ha}^{-1}$  P (Olsen),  $240.7 \text{ kg ha}^{-1}$  available K (1N  $\text{NH}_4$ -acetate), pH 8.3 (soil/ $\text{H}_2\text{O}$ , 1:2.5), bulk density  $1.532 \text{ Mg m}^{-3}$  and moisture retention at field capacity, 9.36% (v/v) and at permanent wilting point, 3.06% (v/v) at the start of experimentation.



**Figure 1.** Rainfall, evaporation (A,B); maximum and minimum temperatures (C,D) and soil moisture content in different layers of soil (E,F) during the clusterbean growing season in 2013 and 2014 at experimental site. Evaporation and rainfall are sum of daily values, temperatures values are daily mean and soil moisture content was measured at 15 days intervals.

**Treatments and experimental design**

In the study, three PBRs, that is, SA, thiosalicylic acid (TSA) and 5-sulfosalicylic acid (SSA), were used at concentrations of 0.5, 1.0 and 1.5 mM, respectively. PBRs were applied as foliar spray at the vegetative and preflowering stages of the crop. For better comparison, two additional treatments were kept as water spray and untreated control. Thus, there were 11 treatments. The experiment was laid out in a randomised complete block design with 11 treatments and three replications with a plot size of 5.0 m × 3.5 m. Crops were planted at 35 cm row-to-row spacing and 10 cm plant-to-plant spacing in rows using seeds at a rate of 16 kg ha<sup>-1</sup>. The selection of PBR concentrations was based on a preliminary test, in which concentrations of 0, 0.25, 0.5, 1.0, 1.5, 2.0 and 2.5 mM were examined on cluster bean seedlings in pot experiments (data not shown). To prepare a solution of SA and its derivatives, the required amount of SA was dissolved in a small amount of ethanol (0.5 ml), and then distilled water was added to achieve concentrations of 0.5, 1.0, 1.5, 2.0 and 2.5 mM. PBRs were sprayed by a manually operated sprayer using 350 mL aqueous solution per plot (application rate 200 L per hectare). Equal amounts of water were sprayed in the water spray treatment, while untreated control plots remained unsprayed.

### **Crop establishment and management**

Prior to land preparation, farmyard manure of 2.5 Mg ha<sup>-1</sup> was applied uniformly. After receiving adequate monsoon rain, the land was prepared by using a tractor-drawn disc harrow. A basal dose of 20 kg N ha<sup>-1</sup> and 40 kg P ha<sup>-1</sup> was applied at sowing time. Crop (Cultivar RGC-1003) was sown at 35 cm row distances and 10 cm plant-to-plant distances in each row on 12 July 2013 and 30 July 2014.

### **Measurements**

#### *Plant water relation traits*

The relative water content (RWC) and leaf water potential (LWP) of leaves were determined at the postflowering stage. To determine the RWC, a leaf sample was taken from each treatment, and fresh weight was recorded. Then, the leaf was rehydrated for 4 hours, and turgid weight was recorded and subsequently oven-dried at 85 °C until constant weight (dry weight). RWC was determined using Equation (1).

$$\text{RWC}(\%) = 100 \times (\text{fresh weight} - \text{dry weight}) / (\text{turgid weight} - \text{dry weight}) \quad (1)$$

The LWP of fully expanded youngest leaves was measured with a WP 4 Dew-Point Potential Meter (Decagon Device, Pullman, Washington, USA) at 9.30–11.30 h.

#### *Membrane stability index*

For measuring membrane stability index (MSI), leaf samples (0.1 g) were cut into discs and placed in 10 mL of double-distilled water in two sets. One set was kept at 40 °C for 30 minutes, and its conductivity (C<sub>1</sub>) was recorded. The second set was kept in a boiling water bath (100 °C) for 10 minutes, and its conductivity (C<sub>2</sub>) was recorded. The conductivity was measured with a conductivity metre, and the MSI was calculated using Equation (2):

$$\text{MSI} = [1 - (C_1 - C_2) \times 100] \quad (2)$$

#### *Photosynthetic pigments and lipid peroxidation*

Chlorophyll and carotenoid contents were extracted by the nonmaceration method (Hiscox and Israelstam, 1979). Fresh leaf samples (0.05 g) were taken and extracted in 10 ml of DMSO at 65 °C for 4 hours. The concentrations of chlorophyll a, b and carotenoids were determined spectrophotometrically [Double Beam UV Visible Spectrophotometer (Model: 2203) Systronics] by reading the absorbance at 645, 663 and 470 nm, respectively. Lipid peroxidation was measured in terms of 2-thio-barbituric acid reactive substances and expressed as equivalents of malondialdehyde (MDA) by the method of Cakmak and Horst (1991). MDA content was determined using Equation (3)

$$\text{MDA}(\mu\text{mol g}^{-1}\text{FW}) = [(A_{532} - A_{600}) \times V \times 1000/\epsilon] \times W \quad (3)$$

where  $\epsilon$  is the specific extinction coefficient ( $\epsilon = 155 \text{ mM cm}^{-1}$ ),  $V$  is the volume of crushing medium,  $W$  is the fresh weight of leaf and  $A_{600}$  and  $A_{532}$  are the absorbances at 600 and 532 nm wavelengths, respectively.

#### *Enzyme activities*

Fresh leaf samples (0.5 g) were homogenised in ice-cold 50 mM potassium phosphate buffer (pH 7.0) containing 0.1 mM ethylenediaminetetraacetic acid and 1% (w/v) polyvinylpyrrolidone. The homogenate was filtered and centrifuged at 4 °C for 20 minutes at 15 000 × g. The supernatant was collected, and an appropriate aliquot dilution of the crude extract was used for enzyme

assays. Catalase (CAT; EC 1.11.1.6) activity was measured following the decomposition of  $H_2O_2$  at 240 nm as described by Chance and Maehly (1955). The activity of superoxide dismutase (SOD; EC 1.15.1.1) was determined based on the photochemical inhibition of p-nitro blue tetrazolium chloride following Becana *et al.* (1986). Ascorbate peroxidase (APOX; EC 1.11.1.11) activity was determined by measuring the decrease in absorbance at 292 nm due to ascorbate oxidation (Nakano and Asada, 1981). Guaiacol peroxidase (GPOX; EC 1.11.1.7) activity is measured by the oxidation of guaiacol as increase in absorbance at 470 nm.

The activity of NADP-malate dehydrogenase (NADP-MDH; EC 1.1.1.82) was determined using oxaloacetate as a substrate (Holaday *et al.*, 1992), and a decrease in A340 due to the enzymatic oxidation of NADPH was measured. Nitrate reductase (NR; EC 1.6.6.1) activity was measured by following the method of Jaworski (1971).

#### *Growth, yield components and yield*

Growth parameters of the crop were recorded at three times (i.e., 50, 60 and 70 DAS) by destructive sampling from each treatment, leaves were separated and leaf area was determined by using a leaf area metre (Systronics India Ltd., Model 211). Five plants were taken from each plot and dried at 70 °C until constant weight for dry matter estimation. The crop growth rate (CGR) and net assimilation rate (NAR) were determined using Equations (4) and (5):

$$CGR(g\ m^{-2}d^{-1}) = W_2 - W_1/t_2 - t_1 \quad (4)$$

$$NAR(mg\ cm^{-2}d^{-1}) = (W_2 - W_1) (\ln LA_2 - \ln LA_1)/(t_2 - t_1) (LA_2 - LA_1) \quad (5)$$

where  $W_1$  and  $W_2$  are plant dry weights at times  $t_1$  and  $t_2$ , respectively, and  $LA_1$  and  $LA_2$  are the leaf area values at times  $t_1$  and  $t_2$ , respectively.

At the time of harvesting, yield components, i.e., number of pods, number of seeds and 1000-seed weight, were recorded from 10 randomly taken plants from the central 1 m × 1 m area of each plot. At crop maturity, an area of 2 × 2 m was manually harvested and threshed from each plot to determine seed and biomass yield.

#### *Economic return*

To determine the economic return, the cost of cultivation (CC), gross return (GR) and net return (NR) were calculated based on the prevailing market price of inputs and outputs. CC was calculated by adding the price of inputs used for the production of crops. GR was calculated by multiplying the yield of seed and straw with their respective prices prevailing in local markets. NR was calculated by subtracting CC from GR ( $NR = GR - CC$ ). The benefit to cost ratio (BCR) was calculated by dividing NR by the CC.

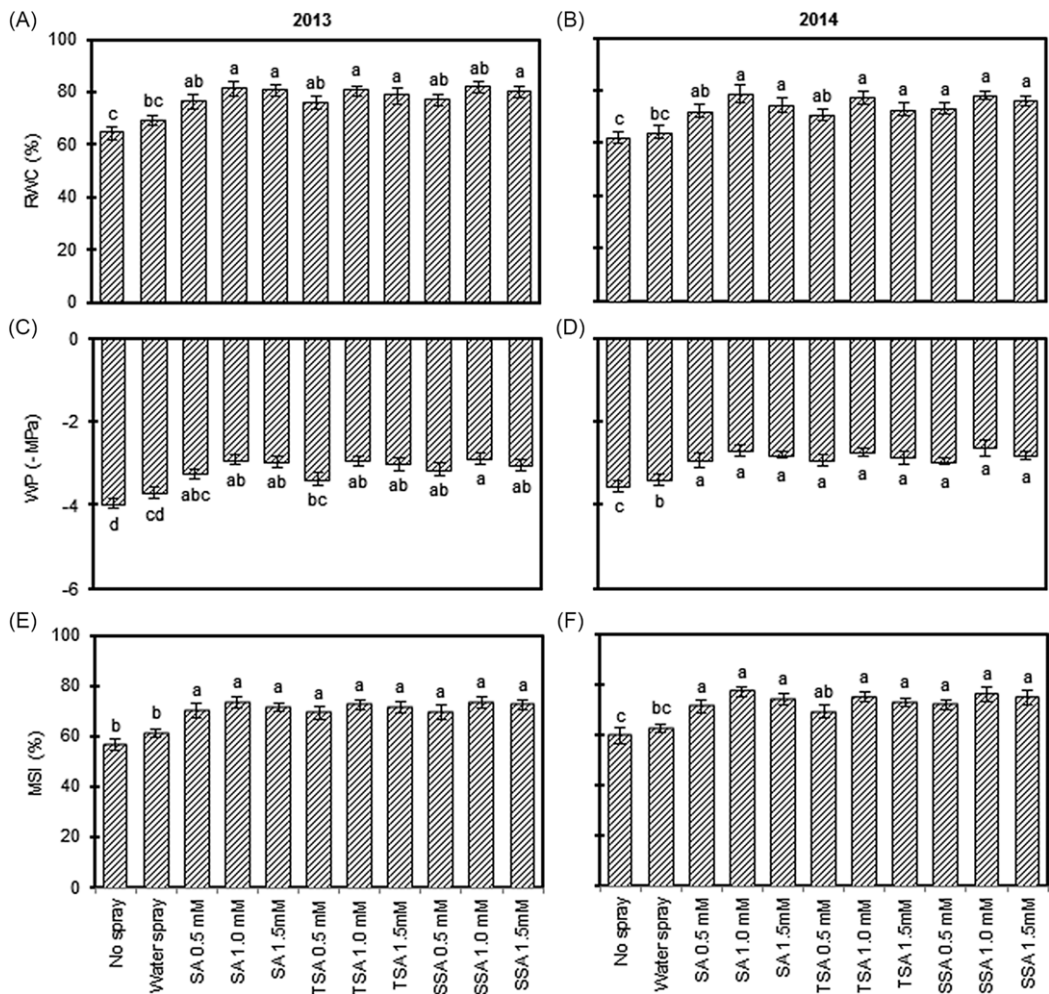
#### **Statistical analysis**

The experiment was conducted as a completely randomised design with three replications. Collected data were statistically analysed using SAS software (SAS Institute, Cary, NC, USA). Tukey's honest significant difference test was used to compare the mean effect of the treatments at  $p < 0.05$ . The Pearson correlation coefficient was used to measure relationships between growth traits, MSI, RWC, contents of photosynthetic pigments, activities of antioxidant enzyme, yield components and seed yield.

## **Results**

### **Climatic conditions**

Rainfall, temperatures and evaporation during the crop growing season are presented in Figure 1 (A–D). The crop received 241 and 230 mm of rainfall during 2013 and 2014, respectively. Daily



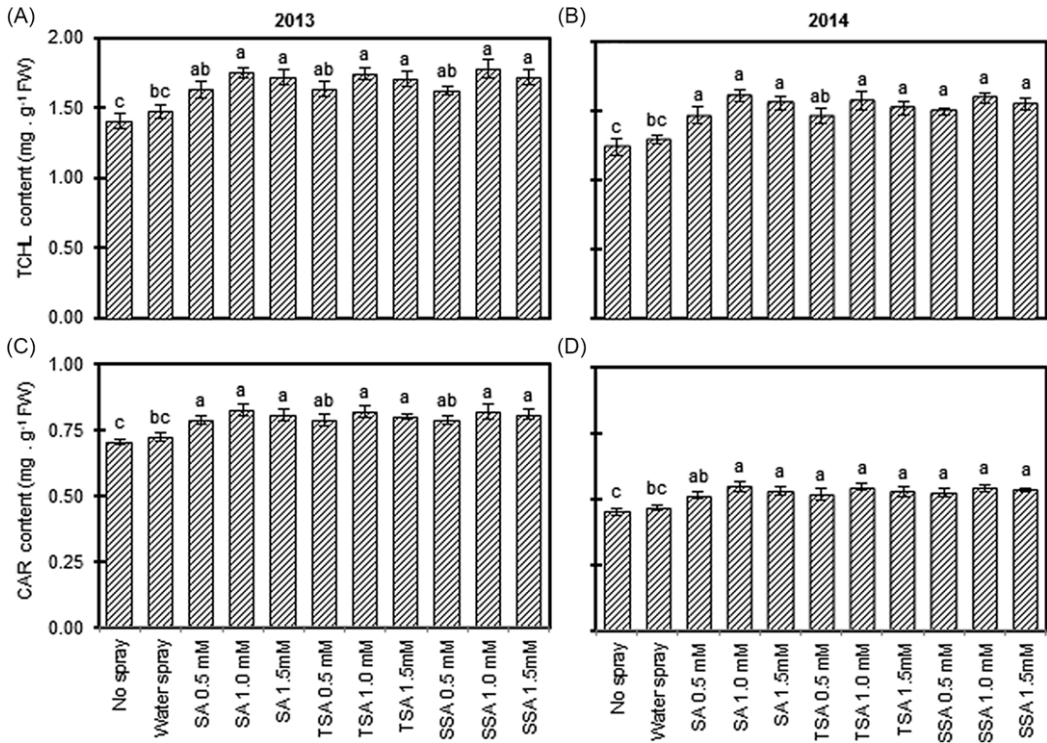
**Figure 2.** Relative water content (A, B), and water potential (C, D) and membrane stability index (E, F) of clusterbean during 2013 and 2014. Values are mean  $\pm$  1 S.E. Bars having different letter/s are significantly different according to Tukey's honest significant difference test at  $\alpha = 0.05$ .

<sup>†</sup>SA: salicylic acid; TSA: thiosalicylic acid; SSA: 5-sulfosalicylic acid; RWC: relative water content; WP: water potential; MSI: membrane stability index.

maximum temperatures ranged from 31.2 to 43.1 °C during 2013 and from 28.3 to 44.0 °C during 2014 (Figure 1C, D). There was no rainfall 45 days after sowing of crops in both years, and the soil water content declined very rapidly, particularly in the top layers (0–40 cm) (Figure 1E, F). The soil moisture contents 60 days after sowing were less than 60% of the field capacity of the soil; hence, the crop experienced a water deficit.

### Plant water relations

Exogenous application of PBRs affected RWC and water potential ( $\Psi_w$ ) (Figure 2A–D). The application of PBRs resulted in significantly ( $p < 0.05$ ) greater RWC and water potential than the water spray control (WS). Averaged across both years, PBR application enhanced RWC and water potential by 9–17% and 13–22%, respectively, compared to those under WS.



**Figure 3.** Chlorophyll (A, B), and carotenoid' contents (C, D) of clusterbean during 2013 and 2014. Values are mean ± 1 S.E. Bars having different letter/s are significantly different according to Tukey's honest significant difference test at  $\alpha = 0.05$ . <sup>1</sup>SA: salicylic acid; TSA: thiosalicylic acid; SSA: 5-sulfosalicylic acid; DAS: days after sowing.

Among the various PBRs used, the application of 1.0 mM SA and SSA had a greater enhancement in water relation parameters.

**Membrane stability index**

The MSI measured at the postflowering stage was significantly ( $p < 0.05$ ) influenced by the exogenous application of PBRs (Figure 2 E–F). PBR application enhanced the MSI and averaged across both years; the PBR-treated plants had 12–18% greater MSI than the water-sprayed plants. The difference in the MSI of plants treated with different types and concentrations of PBRs was not significant.

**Photosynthetic pigment contents**

The total chlorophyll content (TCHL) and carotenoid contents of leaves varied significantly ( $p < 0.05$ ) with the type and application rates of PBRs (Figure 3 A–D). PBR-treated plants had significantly higher contents of photosynthetic pigments, and when averaged across years, their application had 11–18% higher TCHL and 9–13% higher carotenoid contents than water-sprayed plants.

**Lipid peroxidation and activities of antioxidant enzymes**

The application of PBRs had significant ( $p < 0.05$ ) effects on the extent of lipid peroxidation (measured in terms of MDA content) and the activities of antioxidant enzymes (Table 1).

**Table 1.** Effects of exogenous application of PBRs on the activities of enzymes, and extent of lipid peroxidation of clusterbean

Treatments	2013							2014						
	MDA	CAT	SOD	APOX	GPOX	NR	MDH	MDA	CAT	SOD	APOX	GPOX	NR	MDH
	( $\mu\text{mol MDA g}^{-1}\text{FW}$ )	( $\mu\text{mol. min}^{-1}\text{mg}^{-1}\text{protein}$ )	( $\text{U.mg}^{-1}\text{protein}$ )	( $\mu\text{mol. min}^{-1}\text{mg}^{-1}\text{protein}$ )	( $\mu\text{mol. min}^{-1}\text{mg}^{-1}\text{protein}$ )	( $\mu\text{mol g}^{-1}\text{FW. hr}^{-1}$ )	( $\mu\text{mol min}^{-1}\text{mg}^{-1}\text{protein}$ )	( $\mu\text{mol MDA g}^{-1}\text{FW}$ )	( $\mu\text{mol. min}^{-1}\text{mg}^{-1}\text{protein}$ )	( $\text{U.mg}^{-1}\text{protein}$ )	( $\mu\text{mol. min}^{-1}\text{mg}^{-1}\text{protein}$ )	( $\mu\text{mol. min}^{-1}\text{mg}^{-1}\text{protein}$ )	( $\mu\text{mol g}^{-1}\text{FW. hr}^{-1}$ )	( $\mu\text{mol min}^{-1}\text{mg}^{-1}\text{protein}$ )
No spray	8.9a	14.1e	14.9e	1368f	1478d	18.6f	753d	12.7a	12.5e	13.1e	1281e	1335d	23.3c	826c
Water spray	8.6a	14.7de	15.7de	1423f	1567cd	19.5ef	781cd	12.5ab	12.9de	13.7de	1320de	1384d	23.9c	881bc
SA 0.5 mM	7.1b	16.7cd	19.0bc	1707cd	1829bc	22.2cde	878abcd	10.7bcd	14.5bcd	15.8cd	1559bcd	1679abc	27.0bc	985ab
SA 1.0 mM	5.4 d	20.0a	21.8ab	2096a	2246a	25.9ab	982ab	8.9d	16.1ab	18.5ab	1880ab	1943a	30.5ab	1070a
SA 1.5 mM	6.5bcd	18.1abc	20.6abc	1939abc	2064ab	24.5abcd	931ab	9.8cd	15.5abc	16.9abc	1730abc	1746abc	29.1ab	1036a
TSA 0.5 mM	7.4b	16.8cd	18.5cd	1634de	1855bc	21.5def	855bcd	11.0abc	14.2cde	15.1cde	1509cde	1586cd	27.7ab	960abc
TSA 1.0 mM	6.3bcd	18.5abc	20.9abc	1979ab	2085ab	24.8abc	942ab	9.5cd	15.7abc	17.5abc	1759abc	1787abc	29.6ab	1077a
TSA 1.5 mM	6.8 bc	17.2abc	19.8abc	1805bcd	2010ab	23.0bcd	896abc	10.0cd	15.4abc	16.3bcd	1630abc	1688abc	28.8ab	1051a
SSA 0.5 mM	7.3b	17.1bc	19.4abc	1679d	1883b	21.9cde	849bcd	10.2cd	14.8abc	15.4cde	1540cd	1630bc	27.8ab	970ab
SSA 1.0 mM	5.8cd	19.2ab	22.4a	2166a	1849bc	26.8a	1004a	9.2d	16.5a	19.1a	1911a	1858ab	31.0a	1056a
SSA 1.5 mM	6.4bcd	18.2abc	20.0abc	1976ab	1799bc	24.1abcd	984ab	9.7cd	15.6abc	16.9abc	1708abc	1787abc	28.9ab	1049a

SA: salicylic acid; TSA: thiosalicylic acid; SSA: 5-sulfo-salicylic acid. MDA: malondialdehyde; CAT: catalase; SOD: superoxide dismutase; APOX: ascorbate peroxidase; GPOX: guaiacol peroxidase; NR: nitrate reductase; MDH: malate dehydrogenase. Values in a column followed by similar letter/s are not significantly different according to Tukey's honest significant difference test at  $\alpha = 0.05$ .



PBR application significantly reduced lipid peroxidation, and PBR-treated plants had a 15–34% lower extent of lipid peroxidation than plants treated with water sprayed. Application of 1.0 mM SSA resulted in the greatest reduction in lipid peroxidation. The application of SA and its derivatives at 1.0 and 1.5 mM significantly ( $p < 0.05$ ) enhanced the activities of antioxidant enzymes (Table 1). When averaged over both years, application of PBRs recorded 12–24%, 13–29%, 14–30% and 16–33% higher activities of CAT, SOD, APOX and GPOX, respectively, than WS. Application of 1.0 mM SSA had the greatest activity of CAT, SOD and APOX, and application of 1.0 mM SA had the greatest activity of GPOX.

### **Carbon and nitrogen metabolism enzyme activity**

PBR application resulted in higher activities of MDH and NR enzymes (Table 1). The activity of MDH ranged from 753 to 1077  $\mu\text{mol min}^{-1} \text{mg}^{-1}$  protein and that of NR ranged from 18.6 to 31.0  $\mu\text{mol g}^{-1} \text{FW hr}^{-1}$ . PBR application had a greater enhancement in the activity of NR (12–25% greater than WS) than that of MDH (8–19% greater than WS). Application of 1.0 mM SSA had the greatest values of activities for both NR and MDH, followed by application of SA at 1.0 mM, although both the values were statistically at par.

### **Growth attributes**

Leaf area and dry matter accumulation were enhanced ( $p < 0.05$ ) with the application of PBRs (Figure 4). The application of PBRs resulted in 13–22% higher leaf area and 16–29% higher dry matter accumulation than the application of WS measured at 70 DAS. The CGR measured between 50 and 70 days after sowing ranged from 0.87 to 1.86  $\text{g m}^{-2} \text{d}^{-1}$ , and the NAR for the corresponding duration ranged from 1.46 to 2.17  $\text{mg cm}^{-2} \text{d}^{-1}$  (average 1.88  $\text{mg cm}^{-2} \text{d}^{-1}$ ) (Figure 5). The application of PBRs resulted in 9–20% greater NAR and 20–45% greater CGR than the application of WS. The application of 1 mM SA and SSA resulted in greater CGR and NAR than the other treatments. The differences in growth attributes between 0.5 mM SA, SSA, TSA and WS were not significant.

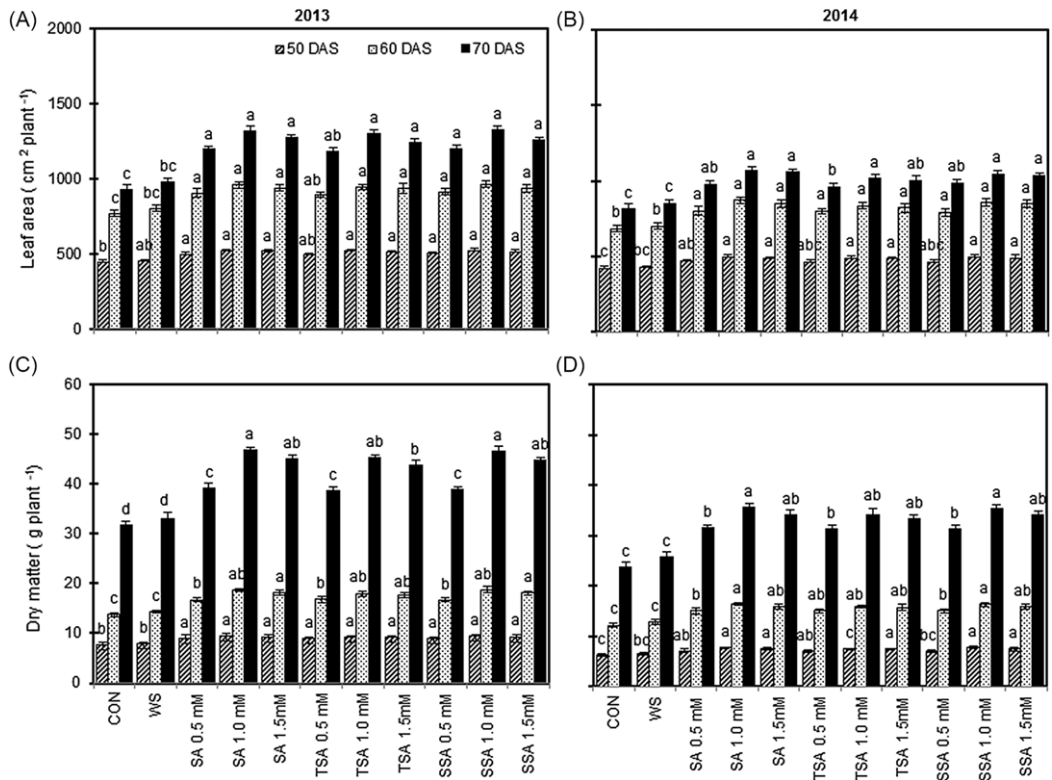
### **Yield components and yield**

Yield components were greater in 2013 (average pod number 862  $\text{m}^{-2}$ , seed number 5560  $\text{m}^{-2}$ ) than in 2014 (average pod number 754  $\text{m}^{-2}$ , seed number 4798  $\text{m}^{-2}$ ) (Table 2). All yield attributes were significantly ( $p < 0.05$ ) influenced by PBRs except 1000-seed weight. The application of PBRs resulted in a greater increase in the number of pods (7–16% higher than WS) than in the number of seeds (2–10% higher than WS) and 1000-seed weight (1–2% higher).

Seed yield ranged from 673 to 1209  $\text{kg ha}^{-1}$ , and aboveground biomass yield ranged from 2818 to 4442  $\text{kg ha}^{-1}$  (Table 2). The seed and biomass yields were 1.4 and 1.3 times higher, respectively, in 2013 than in 2014. Seed and biomass yields showed a significant ( $p < 0.05$ ) response to PBR application, and their application resulted in 8–16% higher yields than those with WS (Table 2). Application of 1.0 and 1.5 mM of PBRs had significantly greater yields than that without application of PBRs. Yield differences under 0.5 mM application of PBRs and those without application of PBRs were not significant.

### **Economic return**

The CC and NRs of cluster bean ranged from US \$321.3 to 382.1  $\text{ha}^{-1}$  and US \$220.4 to 721.6  $\text{ha}^{-1}$ , respectively (Table 4). The application of PBRs resulted in a higher economic return (20–34% higher NR than WS). The application of SSA and SA at 1.0 mM had a higher NR and BCR than the other treatments.

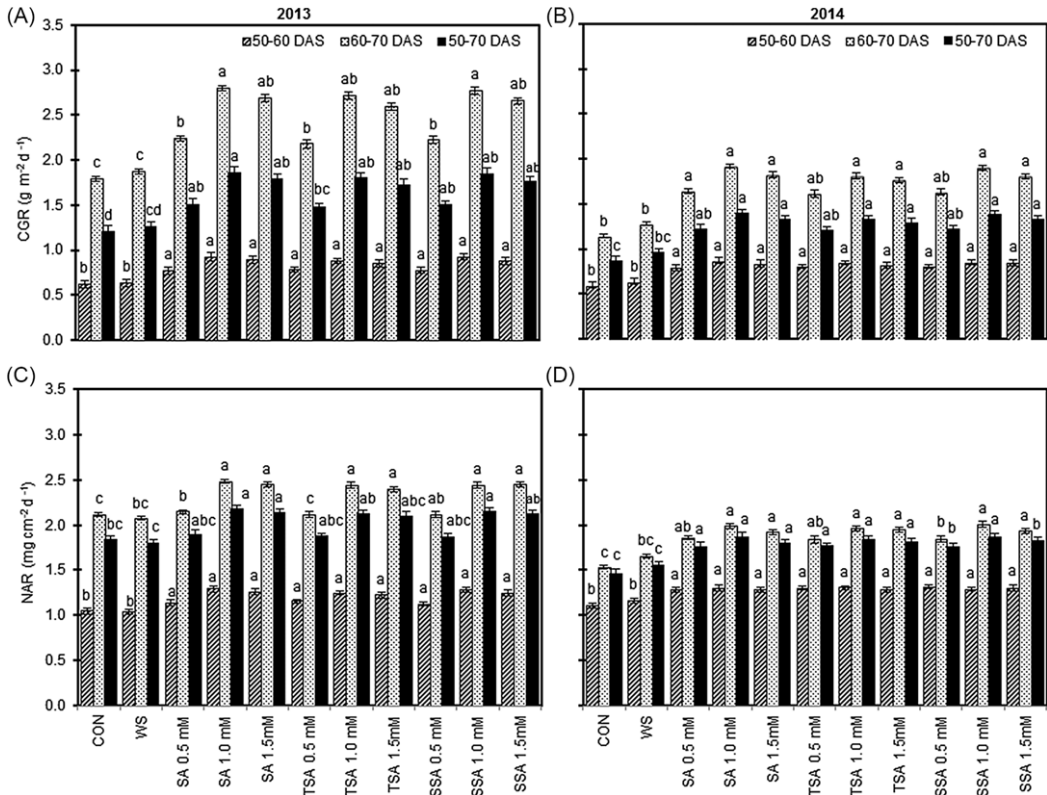


**Figure 4.** Leaf area (A, B), and dry matter production (C, D) at different growth stages of clusterbean during 2013 and 2014. Values are mean  $\pm$  1 S.E. Bars having different letter/s are significantly different according to Tukey's honest significant difference test at  $\alpha = 0.05$ .

†SA: salicylic acid; TSA: thiosalicylic acid; SSA: 5-sulfosalicylic acid; DAS: days after sowing.

## Discussion

PBRs evoke various physio-biochemical responses in plants under stress conditions (Dawood *et al.*, 2012; Srivastava *et al.*, 2016). Exogenous application of SA has been reported to enhance yield under water-deficit conditions (Estaji and Niknam 2020; Pourghasemian *et al.*, 2020). There are a few studies regarding the effects of derivatives of SA in inducing stress tolerance in plants. Senaratna *et al.* (2003) demonstrated that benzoic acid, sulfosalicylic acid and methyl salicylic acid were effective in inducing abiotic stress (heat, drought and chilling) tolerance in bean and tomato. Ezhilmathi *et al.* (2007) reported that SSA enhanced the vase life of cut flowers of *Gladiolus grandiflora*, and this enhanced vase life due to the application of SSA is associated with enhanced scavenging of ROS. However, the effects of the application of SA derivatives on the yield of crops at the field scale along with the physio-biochemical mechanism responsible for their effects are not well documented. The results of our study indicate that the application of SA and its derivatives modulated physio-biochemical processes that led to the amelioration of growth (Figure 4 and 5) and yield (Table 2) of clusterbean under water-deficit conditions. Our study indicated that SSA is more effective than SA in ameliorating the growth and yield of cluster bean and may have a significant practical application in crop production in water-scarce regions. The beneficial effects of SA and its derivatives might be attributed to alleviation of water-deficit-induced overaccumulation of ROS due to enhanced activities of antioxidant enzymes (Table 1) with application of these bioregulators. Damage to biological membranes by the overproduction of ROS is a key limitation to plant growth under water-deficit stress (Carrasco –Rios *et al.*, 2013). Enhancement of antioxidant



**Figure 5.** Crop growth rate (A, B), and net assimilation rate (C, D) at different growth stages of clusterbean during 2013 and 2014. Values are mean ± 1 S.E. Bars having different letter/s are significantly different according to Tukey’s honest significant difference test at  $\alpha = 0.05$ .

†SA: salicylic acid; TSA: thiosalicylic acid; SSA: 5-sulfosalicylic acid; CGR: crop growth rate; NAR: net assimilation rate, DAS: days after sowing.

activity plays an important role in enhancing plant stress tolerance and decreasing oxidative damage in plants (Nathawat *et al.*, 2016). In this study, the application of PBRs reduced oxidative damage (from -15 to -34% reduced MDA, Table 1), which can be explained by scavenging ROS due to increased (from 12 to 33% higher) activities of antioxidant enzymes (Table 1). The reduction in oxidative damage to the cell membrane was confirmed by the MSI results in this study, as PBR-treated plants had significantly higher MSI (from 12 to 18% higher) (Figure 2) than untreated plants. Protection from oxidative damage in the present study is further supported by correlation analysis (Table 3), which showed a very strong negative relationship (from -0.79 to -0.94) between the content of MDA and the activities of antioxidant enzymes. In addition to protecting from oxidative damage, the application of SA and its derivatives maintained higher plant water status (treated plants had from 9 to 17% higher RWC, Figure 2 A, B). It has been reported that PBRs maintain the hydration of cells through the accumulation of osmolytes, which helps to maintain RWC under water shortage conditions (Pooja *et al.*, 2012; Hayat *et al.*, 2008, 2012).

The chlorophyll content decreases under water-deficit conditions mainly due to its oxidation and damage to the ultrastructure of chloroplasts (Farooq *et al.*, 2009). In this study, the application of PBRs maintained a higher chlorophyll content in leaves (Figure 3). Decreased oxidative damage (Table 1) along with the maintenance of higher auxin and cytokinin activity (Maity and Bera, 2009) might be attributed to the maintenance of chlorophyll contents (Figure 3) with the

**Table 2.** Yield components and yield of clusterbean under different PBRs application treatments

Treatments	2013					2014				
	Number of pods	Number of seeds	1000–seed weight	Seed yield	Biomass yield	Number of pods	Number of seeds	1000–seed weight	Seed yield	Biomass yield
	(pods m <sup>-2</sup> )	(seeds m <sup>-2</sup> )	(g)	(kg ha <sup>-1</sup> )	(kg ha <sup>-1</sup> )	(pods m <sup>-2</sup> )	(seeds m <sup>-2</sup> )	(g)	(kg ha <sup>-1</sup> )	(kg ha <sup>-1</sup> )
No spray	738c	5274d	29.1a	988c	3570c	685d	4798d	27.6a	673c	2818c
Water spray	744bc	5345d	29.8a	1017c	3776bc	707cd	4777d	27.7a	685bc	2874bc
SA 0.5 mM	855ab	5431cd	29.9a	1122ab	4133ab	743abcd	5031bcd	27.9a	762ab	3171ab
SA 1.0 mM	911a	5858ab	30.2a	1193a	4395a	800a	5272a	28.3a	805a	3393a
SA 1.5 mM	897a	5629abc	30.4a	1182a	4304a	787ab	5005bcd	28.1a	797a	3312a
TSA 0.5 mM	836abc	5441cd	29.8a	1106ab	4167ab	729bcd	4902cd	27.5a	750abc	3151ab
TSA 1.0 mM	902a	5794abc	30.2a	1182a	4311a	771ab	5198ab	28.2a	784a	3335a
TSA 1.5mM	887a	5518bc	30.1a	1164a	4249a	752a	5001bcd	27.3a	777a	3274a
SSA 0.5 mM	885a	5478cd	29.9a	1132ab	4185ab	732bcd	4872cd	27.2a	753ab	3190a
SSA 1.0 mM	928a	5898a	30.3a	1209a	4442a	811a	5393a	27.6a	813a	3373a
SSA 1.5 mM	894a	5489bc	30.2a	1171a	4315a	780ab	4929cd	27.6a	788a	3332a

SA: salicylic acid; TSA: thiosalicylic acid; SSA: 5-sulfosalicylic acid.

Values in a column followed by similar letter/s are not significantly different according to Tukey's honest significant difference test at  $\alpha = 0.05$ .

**Table 3.** Correlation between different measured parameters

	LA	DM	CGR	NAR	MSI	RWC	TCHL	CAR	MDA	CAT	APOX	GPOX	SOD	NP	NS	SW	SY	BY
LA	1.00																	
DM	0.97*	1.00																
CGR	0.98*	0.98*	1.00															
NAR	0.94*	0.98*	0.98*	1.00														
MSI	0.71*	0.68*	0.70*	0.76*	1.00													
RWC	0.88*	0.88*	0.89*	0.86*	0.84*	1.00												
TCHL	0.97*	0.97*	0.97*	0.95*	0.66*	0.96*	1.00											
CAR	0.88*	0.87*	0.85*	0.83*	0.56	0.58	0.78*	1.00										
MDA	-0.96*	-0.97*	-0.96*	-0.94*	-0.76*	-0.80*	-0.93*	-0.94*	1.00									
CAT	0.97*	0.98*	0.98*	0.94*	0.59	0.91*	0.97*	0.80*	-0.94*	1.00								
APOX	0.86*	0.88*	0.90*	0.88*	0.76*	0.95*	0.92*	0.57	-0.79*	0.93*	1.00							
GPOX	0.87*	0.88*	0.88*	0.85*	0.70*	0.92*	0.92*	0.64*	-0.82*	0.91*	0.87*	1.00						
SOD	0.96*	0.96*	0.96*	0.92*	0.61*	0.93*	0.97*	0.78*	-0.92*	0.98*	0.94*	0.91*	1.00					
NP	0.96*	0.97*	0.97*	0.92*	0.55	0.87*	0.94*	0.86*	-0.94*	0.96*	0.87*	0.86*	0.97*	1.00				
NS	0.91*	0.92*	0.91*	0.89*	0.46	0.74*	0.86*	0.90*	-0.95*	0.91*	0.79*	0.78*	0.92*	0.91*	1.00			
SW	0.84*	0.82*	0.80*	0.77*	0.54	0.53	0.72*	0.97*	-0.89*	0.75*	0.53	0.60	0.75*	0.83*	0.88*	1.00		
SY	0.91*	0.90*	0.88*	0.85*	0.62*	0.63*	0.81*	0.75*	-0.95*	0.84*	0.62	0.68*	0.83*	0.90*	0.92*	0.97*	1.00	
BY	0.95*	0.94*	0.92*	0.89*	0.64*	0.72*	0.87*	0.81*	-0.97*	0.89*	0.70*	0.75*	0.88*	0.93*	0.93*	0.95*	0.98*	1.00

LA: leaf area at 70 DAS; DM: dry matter production at 70 DAS; CGR: crop growth rate (50–70 days after sowing); NAR: net assimilation rate (50–70 days after sowing); MSI: membrane stability index; RWC: relative water content, TCHL: total chlorophyll content, CAR: carotenoid content; MDA: malondialdehyde content; CAT: catalase; APOX: ascorbate peroxidase; GPOX: guaiacol peroxidase; SOD: superoxide dismutase; NP: number of pod; NS: number of seed; SW: 1000-seed weight; SY: seed yield; BY: biomass yield, \*significant at  $\alpha = 0.05$ .

**Table 4.** Cost of cultivation and economic returns of clusterbean under different PBRs application treatments

Treatments	2013				2014			
	Cost of cultivation	Gross return	Net return	BCR	Cost of cultivation	Gross return	Net return	BCR
	(\$ ha <sup>-1</sup> )	(\$ ha <sup>-1</sup> )	(\$ ha <sup>-1</sup> )		(\$ ha <sup>-1</sup> )	(\$ ha <sup>-1</sup> )	(\$ ha <sup>-1</sup> )	
No spray	321.3	850.7	529.4	1.65	337.5	566.4	228.9	0.68
Water spray	343.2	902.5	559.3	1.63	356.3	576.7	220.4	0.62
SA 0.5 mM	344.3	993.9	649.7	1.89	357.3	640.5	283.2	0.79
SA 1.0 mM	345.3	1056.8	711.5	2.06	358.3	678.7	320.3	0.89
SA 1.5 mM	346.4	1045.1	698.8	2.02	359.4	669.5	310.1	0.86
TSA 0.5 mM	351.8	983.9	632.1	1.80	364.9	631.7	266.8	0.73
TSA 1.0 mM	360.5	1045.4	685.0	1.90	373.5	662.1	288.6	0.77
TSA 1.5 mM	369.1	1029.6	660.6	1.79	382.1	654.5	272.4	0.71
SSA 0.5 mM	346.3	1003.9	657.6	1.90	359.4	635.5	276.1	0.77
SSA 1.0 mM	349.5	1071.1	721.6	2.06	362.5	683.0	320.5	0.88
SSA 1.5 mM	352.6	1037.7	685.1	1.94	365.6	664.6	299.0	0.82

<sup>1</sup>SA: salicylic acid; TSA: thiosalicylic acid; SSA: 5-sulfosalicylic acid; BCR: benefit to cost ratio (1 US \$ = Rs. 64.0).

application of PBRs observed in this study. NR and MDH enzymes play an important role in plant metabolism (Scheibe, 2004). Water deficit decreases the activities of NR (Singh and Usha, 2003) and MDH (Chen *et al.*, 2015) enzymes. In this study, PBR application enhanced the activity of NR (from 12 to 25%) and MDH (from 8 to 19%) (Table 1), which might be attributed to the increased water status of plants along with the protection of NR enzymes against proteinase under water-deficit conditions (Rane *et al.*, 1995).

The oxidative damage to chloroplasts, reduction in leaf area (due to decreased cell division and elongation) and stomatal opening are among key limitations to photosynthesis and hence plant growth under water-deficit conditions (Prasad *et al.*, 2008). In this study, application of PBRs enhanced growth (Figure 4 and 5), which might be attributed to their ability to maintain higher plant turgor [due to higher RWC and water potential (Figure 2)], contents of photosynthetic pigments (Figure 3) and decreased oxidative damage [evident by lower extent of lipid peroxidation (Table 1)]. It has been reported that nitric oxide (NO) participates in various physiological processes, including responses to abiotic stresses. NO and SA correlate in the regulation of defence responses and signalling, and crosstalk between SA and NO regulates the functionality of both signalling molecules to determine plant growth under stress conditions (Prakash *et al.*, 2021). The cooperative roles of both of these molecules in signalling and defence responses improve the growth and development of plants under stress conditions (Rai *et al.*, 2020). It has been reported that NO participates in the signal transduction of SA in the regulation of stomatal movement (Liu *et al.*, 2003). Shan and Wang (2017) reported that exogenous application of SA induced the production of NO in maize under drought stress, which led to increased contents of osmolytes, root hydraulic conductivity and RWCs of leaves under drought stress. Chavoushi *et al.* (2019) demonstrated that both SA and NO stimulate defensive mechanisms by enhancing antioxidant systems and thus maintaining ROS balance in safflower under drought stress. SA-induced NO production participated in the regulation of osmotic adjustment (by regulation of stomatal movement, increased root hydraulic conductivity, increased contents of osmolytes), and enhancement in ROS scavenging could be a possible reason for the better water balance and protection from oxidative damage due to the application of SA and its derivatives observed in this study.

In this study, the application of PBRs augmented yield components (from 7 to 17% higher pod number, from 2 to 10% higher seed number) and yield (from 8 to 16% higher) (Table 2). Adequate production and transport of photoassimilates are essential for the development of yield components and yield (Dawood *et al.*, 2012; Rathore *et al.*, 2017). The enhanced growth (evident by higher NAR and CGR, Figure 5) leads to adequate production of assimilates for the development of yield components with PBR application, which are responsible for the enhanced yield

components (Table 2) due to PBR application observed in this study. The greater increase in the value of yield compared to the increase in cost due to PBR application is responsible for the better economic return under PBR application in the present study (Table 4).

The effects of PBRs on physio-biochemical processes and the growth of plants depend on the type, dose and method of application of PBRs and plant species (Hovarth *et al.*, 2007, Nathawat *et al.*, 2021). Furthermore, the optimal concentration of a particular PBR is plant species specific. For instance, the optimal concentration of SA for inducing drought tolerance varies substantially among crop species, that is, 0.75 mM for *Phaseolus vulgaris* L. (Sadeghipour and Aghaei, 2012) and 2–3 mM for *Impatiens walleriana* (Antonic *et al.*, 2016). In this study, foliar application of SA and its derivatives modulated various physio-biochemical processes and enhanced crop performance; SSA and SA were more effective than TSA and the 1.0 mM concentration was more effective than the 0.5 and 1.5 mM concentrations. Relative to the 0.5 mM concentration, the application of 1.0 mM SA and its derivatives resulted in a higher water content (from 6 to 8% higher RWC, Figure 2 A, B), MSI (from 6 to 7%, Figure 2 E, F), photosynthetic pigment content (from 4 to 9%, Figure 3), antioxidant enzyme activity (from 6 to 27%, Table 1) and CGR (from 16 to 19%, Figure 5 A, B). These beneficial effects declined with an increase in the concentration of application from 1.0 mM to 1.5 mM. These results indicate that 1.0 mM is a suitable concentration for exogenous application of SA and its derivatives to alleviate the negative effects of water deficit on the growth and yield of rainfed cluster bean. It has been reported that higher concentrations of SA made permanent changes at the level of membrane organisation of the cells, which led to injurious effects on the metabolism and growth of plants (Uzunova and Popova, 2000). In *Hibiscus*, SA promoted shoot growth at 0.5 mM but retarded growth at 1.0 mM (Sakhanokho and Kelley, 2009).

## Conclusions

The results of the present study demonstrated that exogenous foliar application of SA and its derivatives (TSA and SSA) modulated physio-biochemical processes and improved the yield of rainfed cluster bean under water-deficit conditions. The enhanced seed yield of crops with the application of SA and its derivatives is associated with the enhancement of enzymatic antioxidant systems coupled with the ability to maintain better water relations and the content of photosynthetic pigments. The SSA was more effective for improving crop performance. Additionally, the results indicated that 1.0 mM is the optimal concentration for the foliar application of SSA in cluster bean. Economic analysis indicated that exogenous application of SA and its derivatives is effective in fetching higher economic returns. The SSA can be considered a potential PBR for improving the yield of cluster bean under water-deficit conditions. These results point to the potential of derivatives of SA for minimising the negative effects of moisture-deficit stress on crops and thus provide strong evidence for them to achieve more sustainable crop production in the hot arid region of India and for promising insights for solutions in similar agroecosystems facing the challenge of water deficits worldwide.

**Financial Support.** This work was supported by ICAR-Central Arid Zone Research Institute, Jodhpur, India through institute project CAZRI/T02/47.

**Declaration of Competing Interests.** The author declare that they have no known competing financial interests or personal relationship that could have appeared to influence the work reported in this paper.

## References

- Antonic D., Milosevic S., Cingel A., Lojic M., Trifunovic-Momcilov M., Petric M., Subotic A. and Simonovic A. (2016). Effects of exogenous salicylic acid on *Impatiens walleriana* L. grown in vitro under polyethylene glycol-imposed drought. *South African Journal of Botany* **105**, 226–233. doi: [10.1016/j.sajb.2016.04.002](https://doi.org/10.1016/j.sajb.2016.04.002)

- Becana M., Aparicio-Tejo P., Irigoyen J.J. and Sanchez-Diaz M. (1986). Some enzymes of hydrogen peroxide metabolism in leaves and root nodules of *Medicago sativa*. *Plant Physiology* **82**, 1169–1171. doi: [10.1104/pp.82.4.1169](https://doi.org/10.1104/pp.82.4.1169)
- Bray E.A., Bailey-Serres J. and Weretilnyk E. (2000). Responses to abiotic stresses. In Grissem W., Buchanan B. and Jones R. (eds), *Biochemistry and Molecular Biology of Plants*. Rockville, MD: American Society of Plant Physiologists, pp. 1158–1249.
- Cakmak I. and Horst W.J. (1991). Effect of aluminum on lipid peroxidation, superoxide dismutase, catalase, and peroxidase activities in root tips of soybean (*Glycine max*). *Physiologia Plantarum* **83**, 463–468. doi: [10.1111/j.1399-3054.1991.tb00121x](https://doi.org/10.1111/j.1399-3054.1991.tb00121x)
- Carrasco-Ríos L., Rojas C. and Pinto M. (2013). Contrasting physiological responses to high salinity between two varieties of corn ‘Lluteño’ (salt tolerant) and ‘Jubilee’ (salt sensitive). *Chilean Journal of Agricultural Research* **73**, 205–212. doi: [10.4067/S0718-58392013000300001](https://doi.org/10.4067/S0718-58392013000300001)
- Chance B. and Maehly A.C. (1955). Assay of catalase and peroxidases. *Methods Enzymology* **2**, 764–755. doi: [10.1002/9780470110171](https://doi.org/10.1002/9780470110171)
- Chavoushi M., Najafi F., Salimi A. and Angaji S.A. (2019). Improvement in drought stress tolerance of safflower during vegetative growth by exogenous application of salicylic acid and sodium nitroprusside. *Industrial Crops and Products* **134**, 168–176.
- Chen G.Q., Ren L., Zhang J., Reed B.M., Zhang D. and Shen X.H. (2015). Cryo-preservation affects ROS-induced oxidative stress and antioxidant response in Arabidopsis seedlings. *Cryobiology* **70**, 38–47. doi: [10.1016/j.cryobiol.2014.11.004](https://doi.org/10.1016/j.cryobiol.2014.11.004)
- Daryanto S., Wang L. and Jacinthe P. (2017). Global synthesis of drought effects on cereal, legume, tuber and root crops production: A review. *Agricultural Water Management* **179**, 18–33. doi: [10.1016/j.agwat.2016.04.022](https://doi.org/10.1016/j.agwat.2016.04.022)
- Dawood M.G., Sadak M.S.H. and Hozayen M. (2012). Physiological role of salicylic acid in improving performance, yield and some biochemical aspects of sunflower plant grown under newly reclaimed sandy soil. *Australian Journal of Basic and Applied Sciences* **6**, 82–89.
- Ebrahimian E., Seyyedi S.M., Bybordi A. and Damalas C.A. (2019). Seed yield and oil quality of sunflower, safflower, and sesame under different levels of irrigation water availability. *Agricultural Water Management* **218**, 149–157. doi: [10.1016/j.agwat.2019.03.031](https://doi.org/10.1016/j.agwat.2019.03.031)
- Estaji, A. and Niknam, F. (2020). Foliar salicylic acid spraying effect on growth, seed oil content, and physiology of drought-stressed *Silybum marianum* L. plant. *Agricultural Water Management* **234**, 106116. doi: [10.1016/j.agwat.2020.106116](https://doi.org/10.1016/j.agwat.2020.106116)
- Ezhilmathi K., Singh V.P., Arora A. and Sairam R.K. (2007). Effect of 5-sulfosalicylic acid on antioxidant activity in relation to vase life of *Gladiolus* cut flowers. *Plant Growth Regulation* **51**, 99–108. doi: [10.1007/s10725-006-9142-2](https://doi.org/10.1007/s10725-006-9142-2)
- Farooq M., Wahid A., Kobayashi N., Fujita D. and Basra S.M.A. (2009). Plant drought stress: effects, mechanisms and management. *Agronomy for Sustainable Development* **29**, 185–212. doi: [10.1051/agro:2008021](https://doi.org/10.1051/agro:2008021)
- Garg B.K., Burman U. and Kathju S. (2005). Comparative water relations, photosynthesis and nitrogen metabolism of arid legumes under water stress. *Journal of Plant Biology* **32**, 83–93.
- Garg B.K., Burman U. and Kathju S. (2006). Influence of thiourea on photosynthesis, nitrogen metabolism and yield of cluster bean (*Cyamopsis tetragonoloba* L.) under rainfed conditions of Indian arid zone. *Plant Growth Regulation* **48**, 237–245. doi: [10.1007/s10725-006-0002-x](https://doi.org/10.1007/s10725-006-0002-x)
- Hayat Q., Hayat S., Alyemeni M.N. and Ahmad, A. (2012). Salicylic acid mediated changes in growth, photosynthesis, nitrogen metabolism and antioxidant defense system in *Cicer arietinum* L. *Plant, Soil and Environment* **58**, 417–423. doi: [10.17221/232/2012-PSE](https://doi.org/10.17221/232/2012-PSE)
- Hayat S., Hasan S.A., Fariduddin Q. and Ahmad A. (2008). Growth of tomato (*Lycopersicon esculentum*) in response to salicylic acid under water stress. *Journal of Plant Interaction* **3**, 297–304. doi: [10.1080/17429140802320797](https://doi.org/10.1080/17429140802320797)
- Hiscox J.D. and Israelstam G.F. (1979). A method for extraction of chloroplast from leaf tissue without maceration. *Canadian Journal of Botany* **57**, 1332–1334. doi: [10.1139/B79-163](https://doi.org/10.1139/B79-163)
- Holaday A.S., Martindale W., Alred R., Brooks A.L. and Leegood, R.C. (1992). Changes in activities of enzymes of carbon metabolism in leaves during exposure of plants to low temperature. *Plant Physiology* **98**, 1105–1114. doi: [10.1104/pp.98.3.1105](https://doi.org/10.1104/pp.98.3.1105)
- Hovrath, E., Szalai, G. and Janda, T. (2007). Induction of abiotic stress tolerance by SA signaling. *Journal of Plant Growth Regulation* **26**, 290–300. doi: [10.1007/s00344-007-9017-4](https://doi.org/10.1007/s00344-007-9017-4)
- Hussein Y., Amin G., Azab A. and Gahin H. (2015). Induction of drought stress resistance in sesame (*Sesamum indicum* L.) plant by salicylic acid and kinetin. *Journal of Plant Sciences* **10**, 128–141. doi: [10.3923/jps.2015.128.141](https://doi.org/10.3923/jps.2015.128.141)
- Jaworski, E.G. (1971). Nitrate reductase assay in intact plant tissues. *Biochemical and Biophysical Research Communications* **43**, 1274–1279. doi: [10.1016/s0006-91x\(71\)80010-4](https://doi.org/10.1016/s0006-91x(71)80010-4)
- Liu X, Zhang S and Lou C (2003). Involvement of nitric oxide in the signal transduction of salicylic acid regulating stomatal movement. *Chinese Science Bulletin* **48**, 449–452.
- Maity U. and Bera A.K. (2009). Effect of exogenous application of brassinolide and salicylic acid on certain physiological and biochemical aspects of green gram (*Vigna radiata* L. Wilczek). *Indian Journal of Agricultural Research* **43**, 194–199.



- Nakano Y. and Asada K.** (1981). Hydrogen peroxide is scavenged by ascorbate-specific peroxidase in spinach chloroplast. *Plant and Cell Physiology* **22**, 867–880. doi: [10.1093/oxfordjournals.pcp.a076232](https://doi.org/10.1093/oxfordjournals.pcp.a076232)
- Nathawat N.S., Rathore V.S., Meel B., Bhardwaj S. and Yadava N.D.** (2016). Enhancing yield of clusterbean (*Cyamopsis tetragonoloba* L. Taub) with foliar application of sulphhydryl compounds under hot arid conditions. *Experimental Agriculture* **52**, 418–433. doi: [10.1017/S0014479715000186](https://doi.org/10.1017/S0014479715000186)
- Nathawat N.S., Rathore V.S., Soni M.L., Singh J.P. and Yadava N.D.** (2021). Exogenous application of sulphhydryl compounds enhances growth, photosynthetic efficiency and yield of moth bean (*Vigna aconitifolia* L.) under water limiting environment. *Legume Research* **44**, 67–73.
- Pooja, Sharma K.D. and Kumar A.** (2012). Improvement in plant water relation and photosynthetic activity of mungbean (*Vigna radiata*) in response to salicylic acid under salinity stress. *Indian Journal of Plant Physiology* **17**, 268–274.
- Pourghasemiana N., Moradi R., Naghizadeh M. and Landberg, T.** (2020). Mitigating drought stress in sesame by foliar application of salicylic acid, beeswax waste and licorice extract. *Agricultural Water Management* **231**, 105997. doi: [10.1016/j.agwat.2019.105997](https://doi.org/10.1016/j.agwat.2019.105997)
- Prakash V., Singh V.P., Tripathi D.K., Sharma S. and Corpas F.J.** (2021). Nitric oxide (NO) and salicylic acid (SA): A framework for their relationship in plant development under abiotic stress. *Plant Biology* **23**, 39–49. doi: [10.1111/plb.13246](https://doi.org/10.1111/plb.13246)
- Prasad P.V.V., Staggenborg S.A. and Ristic Z.** (2008). Impacts of drought and/or heat stress on physiological, developmental, growth, and yield processes of crop plants. In Ahuja L.R., Reddy V.R., Saseendran S.A. and Yu Q. (eds), *Response of Crops to Limited Water: Understanding and Modeling Water Stress Effects on Plant Growth Processes, Advances in Agricultural Systems Modelling Series 1*. Madison, WI, USA: ASA, CSSA, SSSA, pp. 301–355.
- Rai K.K., Pandey N. and Rai S.P.** (2020) Salicylic acid and nitric oxide signaling in plant heat stress. *Physiologia Plantarum* **168**, 241–255. doi: [10.1111/ppl.12958](https://doi.org/10.1111/ppl.12958)
- Rane J., Lakkineni K.C., Kumar P.A. and Abrol Y.P.** (1995). Salicylic acid protects nitrate reductase activity of wheat leaves. *Plant Physiology and Biochemistry* **22**, 119–121.
- Rao A.S.** (2009). Climate variability and crop production in arid western Rajasthan. In Kar A., Garg B.K., Singh M.P. and Kathju S. (eds), *Trends in Arid Zone Research in India*. Jodhpur: Central Arid Zone Research Institute, pp. 48–61.
- Raskin I.** (1992). Role of salicylic acid in plants. *Annual Review of Plant Physiology and Plant Molecular Biology* **43**, 439–463. doi: [10.1146/annurev.pp.43.060192.002255](https://doi.org/10.1146/annurev.pp.43.060192.002255)
- Rathore V.S., Nathawat N.S., Bhardwaj S., Renjith P.S., Yadav B.M., Kumar M., Santra P., Yadava N.D. and Yadav O.P.** (2017). Water and nitrogen use efficiencies of sprinkler irrigated wheat grown under different irrigation and nitrogen levels in an arid region. *Agricultural Water Management* **187**, 232–245. doi: [10.1016/j.agwat.2017.03.031](https://doi.org/10.1016/j.agwat.2017.03.031)
- Rathore V.S., Singh J.P. and Beniwal R.K.** (2009). Rainfed farming systems of hyper arid north-western Rajasthan: An analysis. *Annals of Arid Zone* **48**, 125–131.
- Rathore V.S., Singh J.P., Soni M.L. and Beniwal, R. K.** (2007). Effect of nutrient management on growth, productivity and nutrient uptake of rainfed cluster bean (*Cyamopsis tetragonoloba*) in arid region. *Indian Journal of Agricultural Sciences* **77**, 349–353.
- Rodríguez M., Canales E. and Borrás-Hidalgo O.** (2005). Molecular aspects of abiotic stress in plants. *Biotechnology Aplicada* **22**, 1–10.
- Sadeghipour, O. and Aghaei, P.** (2012). Response of common bean (*Phaseolus vulgaris* L.) to exogenous application of salicylic acid (SA) under water stress condition. *Advances in Environmental Biology* **6**, 1160–1168.
- Safrieli U. and Adeel Z.** 2005. Dryland systems. In Hassan R., Scholes R. and Ash N. (eds), *Ecosystems and Human Well-being, Current State and Trends, Millennium Ecosystem Assessment*, vol. 1. Washington: Island Press, pp. 623–662.
- Sakhanokho H.F. and Kelley R.W.** (2009). Influence of salicylic acid on in vitro propagation and salt tolerance in *Hibiscus acetosella* and *Hibiscus moscheutos* (cv 'Luna Red'). *African Journal of Botany* **8**, 1474–1481.
- Scheibe R.** (2004). Malate valves to balance cellular energy supply. *Physiologia Plantarum* **120**, 21–26. doi: [10.1111/j.0031-9317.2004.0222.x](https://doi.org/10.1111/j.0031-9317.2004.0222.x)
- Senaratna T., Merritt D., Dixon K., Bunn E., Touchell D., Sivasithamparam K.** (2003). Benzoic acid may act as the functional group in salicylic acid and derivatives in the induction of multiple stress tolerance in plants. *Plant Growth Regulation* **39**, 77–81. doi: [10.1023/A:1021865029762](https://doi.org/10.1023/A:1021865029762)
- Shan C. and Wang Y.** (2017). Exogenous salicylic acid-induced nitric oxide regulates leaf water condition through root osmoregulation of maize seedlings under drought stress. *Brazilian Journal of Botany* **40**, 591–597. doi: [10.1007/s40415-016-0355-y](https://doi.org/10.1007/s40415-016-0355-y)
- Shraiy A.M.E. and Hegazi A.M.** (2009). Effect of acetylsalicylic acid, indole-3-butyric acid and gibberellic acid on plant growth and yield of pea (*Pisum sativum* L.). *Australian Journal of Basic and Applied Sciences* **3**, 3514–3523.
- Singh, B. and Usha, K.** (2003). Salicylic acid induced physiological and biochemical changes in wheat seedlings under water stress. *Plant Growth Regulation* **39**, 137–141. doi: [10.1023/A:1022556103536](https://doi.org/10.1023/A:1022556103536)

- Srivastava A.K., Ratnakumar P., Minhas P.S. and Suprasanna P.** (2016). Plant bioregulators for sustainable agriculture; integrating redox signaling as a possible unifying mechanism. *Advances in Agronomy* **137**, 237–278. doi: [10.1016/bs.agron.2015.12.002](https://doi.org/10.1016/bs.agron.2015.12.002)
- Uzunova A.N. and Popova L.P.** (2000). Effect of salicylic acid on leaf anatomy and chloroplast ultrastructure of barley plants. *Photosynthetica* **38**, 243–250. doi: [10.1023/A:1007226116925](https://doi.org/10.1023/A:1007226116925)
- Yadav H. and Shalendra D.** (2015). *Guar Outlook 2015*. Jaipur, Rajasthan, India: CCS National Institute of Agricultural Marketing, Ministry of Agriculture, Government of India.

---

**Cite this article:** Nathawat NS, Yadava ND, Singh JP, Santra P, Bhaskar S, Shekhawat RS, and Rathore VS. Bioregulator application enhances yield by modulating antioxidant efficiency of rainfed cluster bean [*Cyamopsis tetragonoloba* L. (Taub.)] in the hot arid region of India. *Experimental Agriculture*. <https://doi.org/10.1017/S0014479723000029>