

Economical, Universal Application
Rapid Freezing Workstation

EMS-002 Cryo Workstation



Allows for a reliable,
virtually routine freezing
of biological samples.

Applications:

- Cryo-fixation of virus partials
- Cryo-fixation of isolated or assembled macromolecules
- Cryo-fixation of emulsions paints and polymers
- Cryo-fixation of suspension and tissues for Cryo-techniques such as freeze fracture/etch, freeze drying, freeze substitution.

Advantages:

- Economical, universal application rapid freezing unit.
- Plunge freezing with temperature controlled cryogen.
- Frozen samples handled under cold dry nitrogen atmosphere.
- Rapid set up and easy use.
- Reproducible results.
- High and low set points for cryogen control.



For more information, please visit our
website at www.emsdiasum.com

**Electron
Microscopy
Sciences**

P.O. Box 550 • 1560 Industry Rd. • Hatfield, Pa 19440
Tel: (215) 412-8400 • Fax: (215) 412-8450
email: sgkcock@aol.com • website: www.emsdiasum.com

Optional Accessories


Freeze Substitution Module
Cryo-TEM Transfer Interface
Climate Controlled Environmental Chamber
Metal Mirror Impact Freezing Fixture
Diamond Anvil
Automatic Liquid Nitrogen Filling
Propane Transfer System
Freeze Forceps
Muscle Biopsy Clamps

The Power of TEM-12*

The best atomic level imaging and chemical mapping available today.

Seeing is believing.
jeolusa.com/ARM200F

* 80 picometers,
or 80 trillionths
of a meter



JEOL

Another
Extreme Imaging
Solution

Stability • Performance • Productivity
www.jeolusa.com • salesinfo@jeol.com
978-535-5900



Atomic Resolution Microscope