

Handwritten initials

The Journal of Laryngology and Otology

EDITED BY
SIR GEOFFREY BATEMAN

ASSISTANT EDITOR
JOHN BALLANTYNE

Contents

✓ Mortality in surgery for head and neck cancer	R. G. WILLIAMS and G. P. MURTAGH	431 ✓
✓ <u>Electro-cochleography</u> in clinical otology	H. A. BEAGLEY	441 ✓
✓ <u>Wegener's granulomatosis</u> causing deafness	I. FRIEDMANN and F. BAUER	449 ✓
✓ <u>Pure 'blow-out' fractures</u> of the orbital floor	E. SVEINSSON	465 ✓
<u>Cerebro-spinal otorrhoea</u>	H. H. TSCHIANG, M. SPENCER HARRISON and C. A. N. OZSAHINAGLU	475
Clinical records—		
<u>Ultra-sound in failed surgical labyrinthectomy</u> —A case report	M. R. PEACOCK and H. A. ELCOCK	485
An unusual complication of pharyngolaryngo-oeso- phagectomy gastric transplant	P. F. MCSWINEY and A. WHITE	491
The role of <u>tympanic neurectomy</u> in recurrent paro- titis	ADEL RESOULY	497
Aneurysm of the internal carotid artery	A. G. GILCHRIST	501
Olfactory neuroblastoma	H. SABETI and A. R. PASHMI	507
Pilomatricoma (calcifying epithelioma) of external auditory canal	P. N. PATHAK	513
General notes		517

Headley Brothers Ltd
Ashford, Kent

Annual Subscription £8 net, U.S.A. \$23

Monthly, £1 net, post free

The Journal of Laryngology and Otology

(FOUNDED in 1887 by MORELL MACKENZIE and NORRIS WOLFENDEN)

EDITED BY
SIR GEOFFREY BATEMAN

ASSISTANT EDITOR
JOHN BALLANTYNE

1. Original articles which have not been published elsewhere are invited and should be sent to the Editor. They are considered for publication on the understanding that they are contributed to this *Journal* solely. Reproduction elsewhere, in whole or in part, is not permitted without the previous written consent of the Author and Editor and the customary acknowledgement must be made.

2. Manuscripts should be typewritten, on one side only of the paper, and well spaced. Captions to illustrations should be typed on a separate sheet and sent at the same time as original photographs, etc.

The Harvard system of recording references should be used, e.g. GREEN, C., and BROWN, D. (1951), *Journal of Laryngology and Otology*, 65, 33. The titles of all Journals should be given without abbreviation.

It is most important that authors should verify personally the accuracy of every reference before submitting a paper for publication.

3. Galley proofs and engraver's proofs of illustrations are sent to the author. Corrections, which should be kept to a minimum, must be clearly marked, and no extra matter added. Proofs should be returned within 5 days.

4. Illustration blocks will normally be held by the Printers for three years, after which they will be destroyed. Any author is entitled to have these returned to him, but a request for this must be sent within three years of the appearance of the article, to HEADLEY BROTHERS LTD., The Invicta Press, Ashford, Kent. Coloured illustrations will be charged to authors, unless a special grant is authorized by the Editor.

5. Orders for reprints must be sent when returning galley proofs, and for this purpose special forms are supplied.

6. Editorial communications may be addressed to THE EDITOR, *Journal of Laryngology*, c/o HEADLEY BROTHERS LTD., The Invicta Press, Ashford, Kent.

7. The annual subscription is £8 (eight pounds sterling) post free; U.S.A. \$23 post free, and payable in advance.

8. Single copies of current or back numbers (when available) will be on sale at £1 (including postage) each.

9. All subscriptions, advertising and business communications should be sent to the publishers, or subscription agents.


HEADLEY BROTHERS LTD.

The Invicta Press, ASHFORD, Kent.

© *Journal of Laryngology and Otology Ltd.*, 1973

AMPLIVOX 84

The successor to the world's most widely used clinical Audiometer.



**Take a look at all the advantages you get
with this superb audiometer.**

- *Pure tone at eleven frequencies—now including 750 Hz*
- *Bone conduction at eight frequencies*
- *Narrow band masking via insert and headphones*
- *Automatic presentation*
- *ISO specification*
- *Trimpot calibration*
- *Continuously variable second channel for ABLB
(Fowler) recruitment test*
- *Tone decay test*
- *Illuminated patient's signal*

PLUS Calibrated speech audiometry via microphone or tape.

Write now for illustrated brochure to :

AMPLIVOX HEARING CONSERVATION LTD

Beresford Avenue, Wembley, Middx. HAO 1RU. Phone : 01-902 8991

OTO-, RHINO-, LARYNGOLOGY

4,000 CURRENT ABSTRACTS IN 10 FULLY INDEXED ISSUES A YEAR

All abstracts are classified under the following headings:

- | | |
|---------------------------------|-----------------------------------|
| 1. GENERAL ASPECTS; SKULL | 16. NASOPHARYNX |
| 2. FACE AND LIPS | 17. NASAL SINUSES |
| 3. MOUTH | 18. EXTERNAL EAR |
| 4. TONGUE | 19. MIDDLE EAR |
| 5. SALIVARY GLANDS | 20. INTERNAL EAR; PETROUS BONE |
| 6. NECK | 21. OTOSCLEROSIS |
| 7. OROPHARYNX | 22. MENIERE DISEASE |
| 8. HYPOPHARYNX AND ESOPHAGUS | 23. FACIAL NERVE |
| 9. LARYNX AND EPIGLOTTIS | 24. VESTIBULAR SYSTEM |
| 10. TRACHEA | 25. CEREBELLOPONTINE ANGLE TUMORS |
| 11. BRONCHI, LUNGS, MEDIASTINUM | 26. HEARING |
| 12. OLFACTORY SYSTEM | 27. SPEECH DISORDERS |
| 13. EXTERNAL NOSE | 28. PHONIATRICS |
| 14. NASAL CAVITY | 29. ANESTHESIA |
| 15. NASAL SEPTUM | |

Annual subscription rate: US \$ 68.50 / Dfl. 215.00

Specimen copies will be sent on request.

Quotation on back volumes will be provided on request.

Excerpta Medica P.O. Box 211, Amsterdam, The Netherlands

order form

Please send this order form to
Excerpta Medica, P.O. Box 211,
Amsterdam, The Netherlands

- Please enter my subscription to:
OTO-, RHINO-, LARYNGOLOGY
Annual subscription rate US \$ 68.50 / Dfl. 215.00
- Please send me a specimen copy
- Cheque enclosed Please bill me

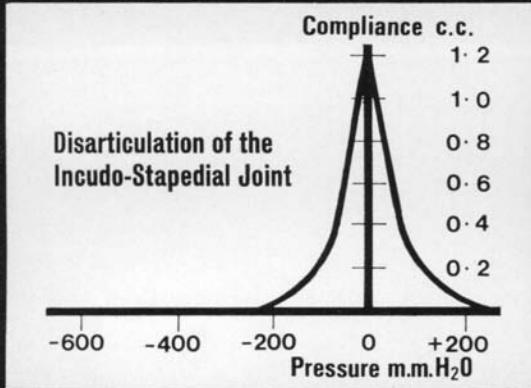
NAME:

ADDRESS:

5011 EM

Please mention *The Journal of Laryngology and Otology* when replying to advertisements

How to plot a tympanometry curve in less than five minutes



Use the Peters Acoustic Impedance Meter
and advance clinical investigation of the middle ear

PETERS

Designers and manufacturers of
audiological instruments for clinics, hospitals,
schools and factories all over the world.

For further information, complete this coupon and post it to
PETERS Head Office: 55 Clarkehouse Road, Sheffield S10 2LE

- * Please send me literature on the Peters Acoustic Impedance Meter, including a copy of the "Guide to the Clinical Assessment of Tympanometry Curves".
- * Please arrange a demonstration of your new Acoustic Impedance Meter.

Name

Address

Position Telephone No

Please mention *The Journal of Laryngology and Otology* when replying to advertisements

For advertisement space in this Journal

apply to

HEADLEY BROTHERS LTD.

Ashford, Kent

THE LARYNGOSCOPE

A Monthly Journal
devoted to the disease of
EAR, NOSE AND THROAT

*Official organ for the American Laryngological
Rhinological and Otological Society*

Price \$25.00 per year Canada \$27.00 per year
Foreign \$27.00 per year

ESTABLISHED 1896

JOSEPH H. OGURA, M.D.
EDITOR

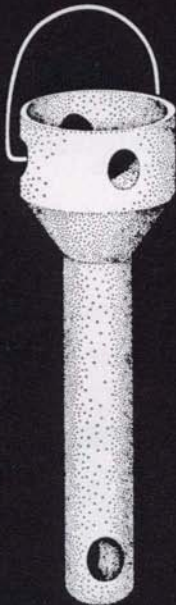
222 PINE LAKE ROAD, COLLINSVILLE,
ILLINOIS 62234

Please mention *The Journal of Laryngology and Otology* when replying to advertisements



MIDDLE EAR IMPLANTS

BY XOMED



**Robinson Stapedectomy
Prosthesis in Teflon or
Stainless Steel – standard
size for virtually all cases.**
Patent No. 3196462

Fully illustrated brochure available on request

Down Bros and Mayer & Phelps Ltd
CHURCH PATH MITCHAM SURREY CR4 3UE ENGLAND

Are you sitting comfortably?

Then we'll begin.

When an organisation like Carl Zeiss turn their attention to the problem of designing an apparently simple thing like an operating chair you can be sure the result will be rather superior.

And it is.

Two models are available as illustrated with a different base if the foot switching facility is not needed. Both are very stable working platforms.

Carl Zeiss (Oberkochen) Ltd
Degenhardt House
31-36 Foley Street London W1P 8AP
Telephone 01-636 8050

ZEISS

CARL ZEISS West Germany



- 1 Three foot operated cross-switches for 12 functions. (For motorized control of Operating Microscopes with ceiling unit, motorized stands etc.)
- 2 Seat adjustable for height with foot plate.
- 3 Arm rests adjustable for width, height, inclination, 360° rotatable, side tilt +—70°, and can be moved forwards or backwards +—180 mm.
- 4 All cables neatly routed away outside field of work activity with automatic reeling.
- 5 Back rest adjustable for height and rotatable.
- 6 All body contact surfaces padded, removable and washable. Arm rests can be sterilized.
- 7 Easily movable on braked rollers.
- 8 Superbly comfortable.

“...Readily controls the symptoms of allergic rhinitis”

LANCET 1971 1 55



Rynacrom is unlike anything else in the treatment of allergic rhinitis. Instead of merely providing symptomatic relief it actually **prevents** the condition.

Regular insufflation of Rynacrom (Sodium Cromoglycate BP) inhibits the disruption of the cells which, in the face of challenge, release the spasmogens and cause the distressing symptoms.

Thus the patient is protected all year round and not subjected to troublesome side effects which so often accompany symptomatic treatment.

RYNACROM[®]

SODIUM CROMOGLYCATÉ BP

PROPHYLAXIS

Further information is available from
FISONS LIMITED—
PHARMACEUTICAL DIVISION
Loughborough Leicestershire England



"Dermatophagoides ...

a very potent allergen
to which very many asthma
patients have become sensitized!"



The house dust mite, *D. farinae*, is approximately 300 microns in length.

specific hyposensitisation with

Allpyral

MITE FORTIFIED HOUSE DUST

produced good results in 83% of patients²

Full information is available on request

ALLPYRAL is a trade mark



DOMELABORATORIES, DIVISION OF MILES LABORATORIES LTD.,
STOKE COURT, STOKE PAGES, SLOUGH, BUCKS. TEL: FARNHAM COMMON 2151

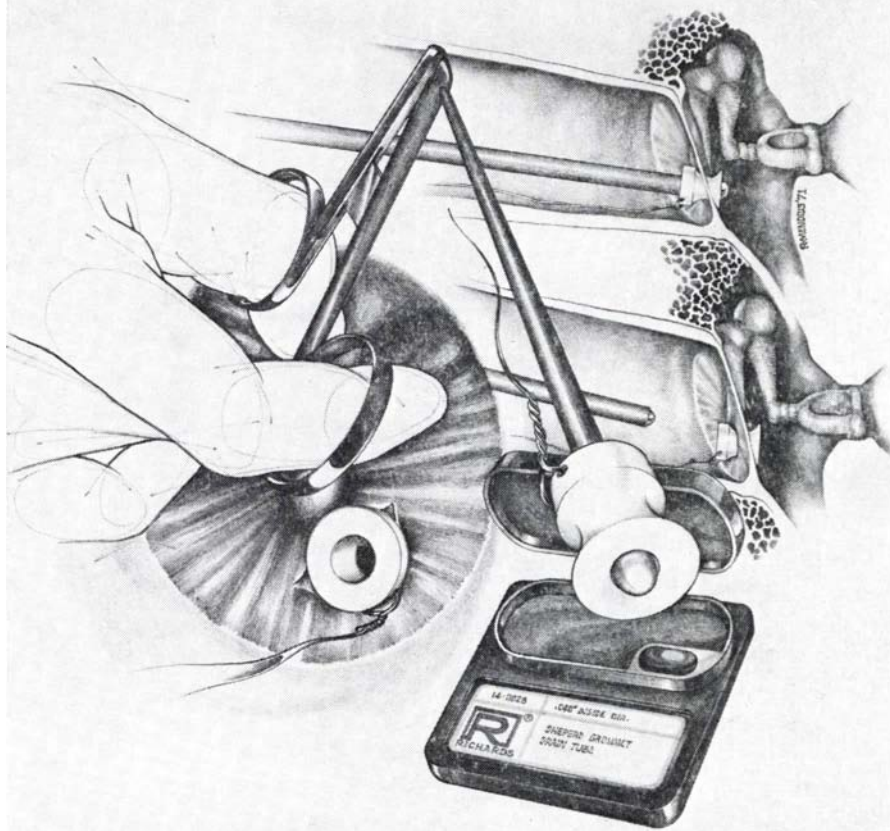


1 Acta Allergologica (1969), XXIV, 115

2 Annals of Allergy (1971) 29,578 DM539

Please mention *The Journal of Laryngology and Otology* when replying to advertisements

A Comprehensive Approach to Middle Ear Ventilation



Whether performed in the office or at surgery, routine middle ear ventilation can very well become time-consuming and inconvenient if the implants are difficult to handle and identify, if sterile technique is in question or if the preferred size and style of tube is not available.

Designing and crafting middle ear ventilation tubes, such as the hand finished Shepard Grommet illustrated, is only the first step in Richards efforts to provide the physician a quick, sure means of completing his procedure without difficulty. The availability of tubes in the sizes, materials and configurations preferred, precision inserting instruments in three tube sizes and a safeguard system of reusable sterile packaging and identification are exclusive features that conserve valuable time and help to insure the desired result when Richards middle ear ventilation tubes are specified.

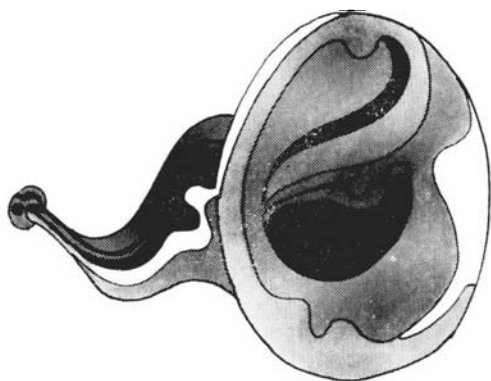


RICHARDS MANUFACTURING COMPANY, INC.
1450 BROOKS RD., MEMPHIS, TENN. 38116, A.C. 901 • 396-2121

RICHARDS SURGICAL S.A.
RUE DES BEGONIAS NO. 4
1170 BRUSSELS, BELGIUM

RICHARDS SURGICAL LTD.
130 EAST DRIVE
BRAMALEA, ONTARIO


for old ears ...



for cold ears ...



for musical ears ...



for mysterious ears ...



for medical ears ...

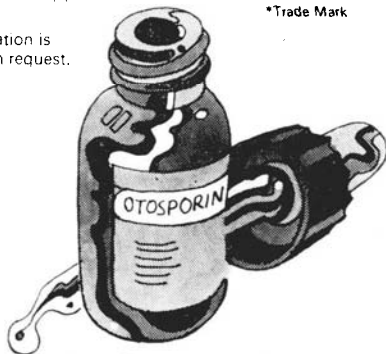


for patient ears ...

Anti-infective/anti-inflammatory, OTOSPORIN*
Drops contain polymyxin B sulphate, neomycin
sulphate and hydrocortisone.
Supplied in dropper bottles of 5 ml.

*Trade Mark

Full information is
available on request.



OTOSPORIN clears infected ear



Wellcome

Burroughs Wellcome & Co. (The Wellcome Foundation Ltd.) Berkhamsted, Herts.

