

The Journal of Laryngology and Otology

EDITED BY
G. H. BATEMAN

ASSISTANT EDITOR
LIONEL TAYLOR

Contents

✓ Observations on drumhead repair in tympano-plastic surgery	R. J. BENNETT	745-^
/ The sequel to myringotomy for exudative otitis media	D. M. MACKINNON	773/
./An investigation of pitch discrimination in the normal and abnormal hearing adult	R. O. JONES and R. PRACY	795-'
" A method for the measurement of nasal airway resistance	A. G. D. MARAN, F. S. WALKER, A. R. RIMMER and A. G. GIBB	803 J
-'The assessment of nasal air-flow: a review of past and present methods	E. H. MILES FOXEN, T. D. PRESTON and J. A. LACK	811 ✓
J Radiological investigations in extrapharyngeal extensions of nasopharyngeal fibromata	O. P. GUPTA and S. K. GUPTA	827 ✓
✓ Rare benign tumours of the larynx	SHAWKY EL-SERAFY	837 ✓
✓ Clinical records—		
✓ Focal dermal hypoplasia	IAIN W. S. MAIR and CHRISTIAN HOY	853 ,•
J Histiocytosis	SHAWKY EL-SERAFY and MEDHAT REDA	857 s
' A case of sero-positive primary syphilis of the tonsil	N. H. VINCENTI	869
' Agenesi s of vocal cords in a case of tuberous sclerosis	HENRY LAUTCH and W. H. TRETOWAN	871
' Healed osteomyelitis of maxilla with tooth in the floor o f nose	S. P. LUMBA, A. NIROLA and B. S. GREWAL	877
General notes		881

Headley Brothers Ltd

Ashford, Kent

Annual Subscription £8 net, U.S.A. \$23 Monthly, £1 net, post free

The Journal of Laryngology and Otology

(FOUNDED in 1887 by MORELL MACKENZIE and NORRIS WOLFENDEN)

EDITED BY

G. H. BATEMAN

ASSISTANT EDITOR

LIONEL TAYLOR

1. Original articles which have not been published elsewhere are invited and should be sent to the Editor. They are considered for publication on the understanding that they are contributed to this *Journal* solely. Reproduction elsewhere, in whole or in part, is not permitted without the previous written consent of the Author and Editor and the customary acknowledgement must be made.

2. Manuscripts should be typewritten, on one side only of the paper, and well spaced. Captions to illustrations should be typed on a separate sheet and sent at the same time as original photographs, etc.

The Harvard system of recording references should be used, e.g. GREEN, C, and BROWN, D. (1951), *Journal of Laryngology and Otology*, 65, 33. The titles of all Journals should be given without abbreviation.

It is most important that authors should verify personally the accuracy of every reference before submitting a paper for publication.

3. Galley proofs and engraver's proofs of illustrations are sent to the author. Corrections, which should be kept to a minimum, must be clearly marked, and no extra matter added. Proofs should be returned within 5 days.

4. Illustration blocks will normally be held by the Printers for three years, after which they will be destroyed. Any author is entitled to have these returned to him, but a request for this must be sent within three years of the appearance of the article, to HEADLEY BROTHERS LTD., The Invicta Press, Ashford, Kent. Coloured illustrations will be charged to authors, unless a special grant is authorized by the Editor.

5. Orders for reprints must be sent when returning galley proofs, and for this purpose special forms are supplied.

6. Editorial communications may be addressed to THE EDITOR, *Journal of Laryngology*, c/o HEADLEY BROTHERS LTD., The Invicta Press, Ashford, Kent.

7. **The annual subscription is £8 (eight pounds sterling) post free; U.S.A. \$23 post free, and payable in advance.**

8. Single copies of current or back numbers (when available) will be on sale at £1 (including postage) each.

9. All subscriptions, advertising and business communications should be sent to the publishers, or subscription agents.


HEADLEY BROTHERS LTD.

The Invicta Press, ASHFORD, Kent.

© *Journal of Laryngology and Otology Ltd.*, 1971

AMPLIVOX 84

The successor to
the world's most widely used
clinical Audiometer.



Take a look at all the advantages you get
with this superb audiometer.

- Pure tone at eleven frequencies—now including 750 Hz
- Bone conduction at eight frequencies
- Narrow band masking via insert and headphones
- Automatic presentation
- ISO specification
- Trimpot calibration
- Continuously variable second channel for ABLB (Fowler) recruitment test
- Tone decay test
- Illuminated patient's signal

PLUS Calibrated speech audiometry via microphone or tape.

Write now for illustrated brochure to :

AMPLIVOX HEARING CONSERVATION LTD

Beresford Avenue, Wembley, Middx. HA0 1RU. Phone: 01-902 8991

Oto-, Rhino-, Laryngology

*Important, up-to-date, and scientifically accurate abstracts
of reports from the world's biomedical literature dealing with*

Oto-, Rhino-, Laryngology

are brought to your desk in this monthly publication.

First published in 1948,

Oto-, Rhino-, Laryngology currently contains some 4,750 abstracts each year.

MAIN CHAPTER HEADINGS

- | | |
|------------------------------------|--------------------------------------|
| 1. SKULL | 16. NASOPHARYNX |
| 2. FACE AND LIPS | 17. NASAL SINUSES |
| 3. MOUTH | 18. EXTERNAL EAR |
| 4. TONGUE | 19. MIDDLE EAR |
| 5. SALIVARY GLANDS | 20. INTERNAL EAR |
| 6. NECK | 21. OTOSCLEROSIS |
| 7. PHARYNX | 22. MENIERE DISEASE |
| 8. ESOPHAGUS | 23. FACIAL NERVE |
| 9. LARYNX | 24. VESTIBULAR SYSTEM |
| 10. TRACHEA | 25. CEREBELLOPONTINE
ANGLE TUMORS |
| 11. BRONCHI, LUNGS,
MEDIASTINUM | 26. HEARING |
| 12. OLFACTORY SYSTEM | 27. SPEECH |
| 13. EXTERNAL NOSE | 28. PHONIATRICS |
| 14. NASAL CAVITY | 29. ANESTHESIA |
| 15. NASAL SEPTUM | |

Specimen copies are available on request.

Annual Subscription Rate:

U.S. \$50.00/£20. 19. Od. Sterling/Dfl. 180,00

EXCERPTA MEDICA

Herengracht 119-123, Amsterdam, The Netherlands

Please mention *The Journal of Laryngology and Otology* when replying to advertisements

TRIALS CONFIRM FLOXAPEN'S EXCELLENT PERFORMANCE

Treatment succeeded clinically in 26 patients with staphylococcal infections and failed in four. It was unsuccessful either clinically or bacteriologically in two of three patients with pneumococcal infections.

There were no serious side-effects; three patients showed gastro-intestinal upset and two pyrexia due to penicillin hypersensitivity. No undue pain was experienced at the site of the injection. It is concluded that flucloxacillin is a useful addition to the therapeutic armamentarium against benzylpenicillin-resistant staphylococci.

and cloxacillin has made any dramatic cures of staphylococcal infection with new agents less impressive and remarkable than would have been the case 10 years ago. Nevertheless, highly satisfactory responses were obtained with flucloxacillin at a dosage of 1.0 g daily, and cures obtained late in the trial in very ill patients using higher dose regimes can only be assessed as excellent by comparison with any other currently-available compounds and indicate the efficacy of flucloxacillin. It became apparent as the trial continued that severe staphylococcal infection contained by the

Above: *Clinical Trials J.* (1970) 7, 375.
Right: *Clinical Trials J.* (1970) 7, 372.

Floxapen, like Orbenin (cloxacillin B.P.), is active against virtually all staphylococci and all streptococci and pneumococci irrespective of their sensitivity to traditional penicillins, tetracyclines, fusidic acid, erythromycin and lincomycin.

The standard dose of Floxapen is only 250 mg. and will attain similar serum levels by oral or injectable routes. Therapy is therefore simpler and more effective than with Orbenin.

Floxapen offers the penicillin advantages of low toxicity and bactericidal action. It is also ideal for continuing outpatient treatment because of its convenient oral dosage.

Further information is available on request.

Indications: Infections due to sensitive Gram-positive organisms, including resistant staphylococci: skin and soft tissue infections, otitis media, sinusitis, infected wounds and burns, osteomyelitis and septic arthritis, pneumonia, empyema, septicaemia, endocarditis and meningitis.

Dosage Oral and intramuscular:
Adults: 250 mg. q.i.d.
Children: 2-10 years— $\frac{1}{2}$ adult dose.
Under 2 years— $\frac{1}{4}$ adult dose.
Oral doses should be taken one hour before meals.
In severe infections dosages may be increased if required.

Availability Syrup 125 mg./5 ml.
Capsules (black/caramel) and Vials, each containing 250 mg. flucloxacillin.

Contra-indications Penicillin hypersensitivity.
Subconjunctival injection.

Side-effects As with other penicillins.

Floxapen *simplifies antibiotic treatment in hospital and after*
flucloxacillin



Floxapen* (flucloxacillin) is a British product originated by

Beecham Research Laboratories, Brentford, England. *regd.



VERTIGO

Now...
accurate
diagnostic
study
made
possible
with the

A significant advance in the diagnosis of vertigo and accuracy and diagnostic value of Electronystagmography is provided by the Series 3050 Electronystagmograph manufactured by Watson Victor Ltd.

This new aid produces a stable signal and removes the variables associated with the visual observation method. Nystagmus duration and intensity are recorded, adding subtle degrees of values to both these parameters. The progress or deterioration of a patient's condition may easily



be assessed with comparison tests.

This new instrument is fully transistorised, is light (15½ lb), portable and compact, measuring 12" x 12" x 5". Power requirements: 240 Volt 50 c/s or 110 Volt 60 c/s.

Since its introduction, the Nystagmograph has many satisfied users throughout the world.

WATSON VICTOR LTD.


Manufactured and distributed by Watson Victor Limited,
95-99 Epping Road, North Ryde, N.S.W. 2113, Australia.
U.K. Distributors, Amplivox Limited, Beresford Avenue, Wembley, Middlesex, HA0 1RU, U.K.

Series 3050 Electronystagmograph

Please mention *The Journal of Laryngology and Otology* when replying to advertisements

Menière's syndrome is a specific condition
Now there is a specific treatment

Serc[®]
betahistine



Menière's syndrome was first clearly defined over a century ago and since then has been recognised as a distinct disease entity characterised by vertigo, tinnitus and loss of hearing, frequently accompanied by nausea, earache and/or headache. To date, treatment of Menière's syndrome has been mostly empirical in nature and variable in its results. But now there is SERC – a new and specific treatment for Menière's syndrome. There is evidence that SERC acts against all the major manifestations of Menière's syndrome. Its effect on the episodes of vertigo, often the most disturbing symptom, is most striking¹. SERC has been found to diminish, over a period of time, the intensity of tinnitus². And it may also arrest hearing loss³. SERC is supplied as tablets containing 8 mg. betahistine dihydrochloride, in bottles of 100 tablets. Further information is available on request.

1. *Clinical Medicine* (1967) **74**:63 2. *Journal of the American Medical Association* (1966) **96**:187 3. *Archives of Otolaryngology* (1967) **86**:610

duphar DUPHAR LABORATORIES LIMITED BASINGSTOKE HANTS. TEL 0256 26351
PHIL PS: DUPHAR (IRELAND) LIMITED, RAINSFORD STREET DUBLIN 8 TEL DUBLIN 734271 

Scott-Brown's

Diseases of the Ear, Nose and Throat 3rd Edition

**John Ballantine FRCS, DLO and
John Groves MB, BS, FRCS.**

In this new third edition, there has been a radical change in presentation. This standard work is now published in four volumes: one on Basic Sciences and one on each of the sub-divisions in the speciality. The text has been thoroughly revised as well as including material from new contributors.

Volume 1: Basic Sciences

0 407 14984 8 450 pages illustrated 1971 £8.25

Volume 2: The Ear

0 407 14985 6 670 pages illustrated 1971 £10.50

Volume 3: The Nose

0 407 14986 4 380 pages illustrated 1971 £7.25

Volume 4: The Throat

0 407 14987 2 610 pages illustrated 1971 £10

Set: 0 407 14983 X . . £32




Available from leading booksellers or

The Butterworth Group 88 Kingsway London WC2B 6AB
Showrooms and Trade Counter, 4-5 Bell Yard London WC2

Please mention *The Journal of Laryngology and Otology* when replying to advertisements

SHEA'S HEAD SUPPORT

FOR POSITIVE POSITIONING
OF THE HEAD IN SURGERY



EAR SURGERY



NEUROSURGERY



EYE SURGERY

Full details on application

DOWN BROS AND MAYER & PHELPS LIMITED
CHURCH PATH MITCHAM SURREY ENGLAND



DOWN SURGICAL GROUP

THE LARYNGOSCOPE

A Monthly Journal
devoted to the disease of
EAR, NOSE AND THROAT

*Official organ for the American Laryngological
Rhinological and Otological Society*

Price \$24.00 per year Canada \$25.00 per year
Foreign \$25.00 per year

ESTABLISHED 1896

THEODORE E. WALSH, M.D.
EDITOR

222 PINE LAKE ROAD, COLLINSVILLE,
ILLIOIS 62234

For advertisement space in this Journal

apply to

HEADLEY BROTHERS LTD.

Ashford, Kent

Please mention *The Journal of Laryngology and Otology* when replying to advertisements



the complete de-bugging device

clears both fungi and bacteria in ear infections

Candida albicans and *Aspergillus niger* are isolated in over 20 per cent of cases of otitis externa, and if high success rates are to be achieved treatment must take account of this. Otoseptil® ear drops employs a very broad-spectrum attack with efficient anti-inflammatory action.

The new antibiotic ester—neomycin undecylenate—provides potent dual bactericidal and antifungal activity.

Tryrothricin (containing gramicidin and tyrocin) effectively eliminates resistant Gram-positive cocci, while Hydrocortisone alcohol exerts its characteristic anti-inflammatory action. Rapid tissue contact is ensured by the penetrant Ethylene oxide polyoxypropylene glycol condensate, which is incorporated in the clear liquid ear drop.

For pain relief, AUDAX® ear drops may be used concomitantly with Otoseptil® ear drops because they are completely miscible and compatible.

Full information is available on request.

® Registered trade marks

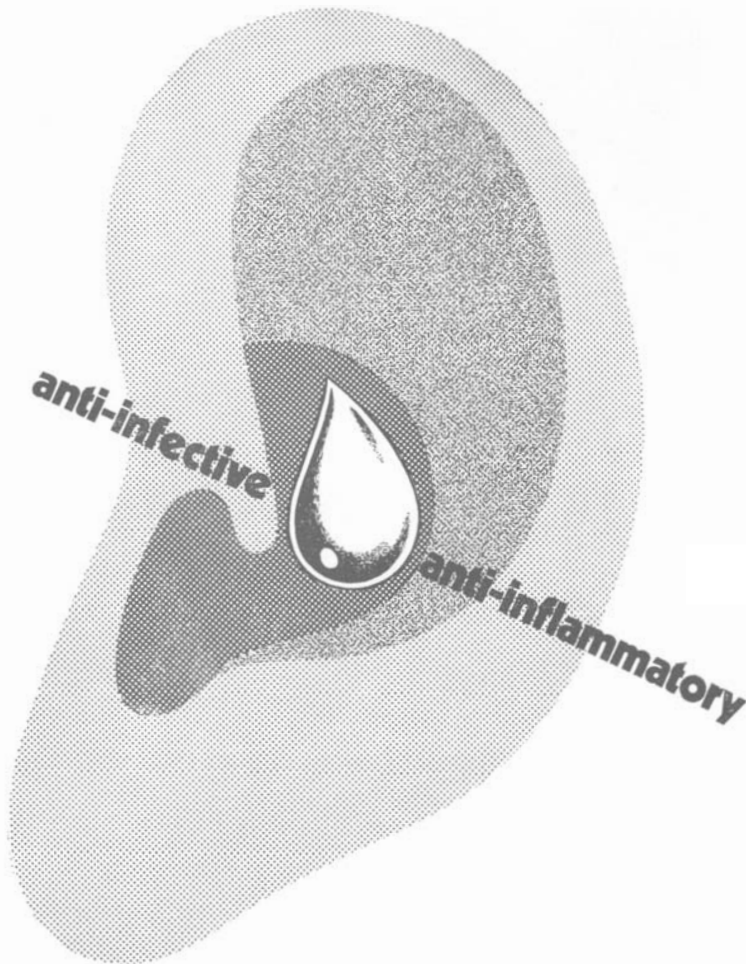
Otoseptil

ear drops



Napp Laboratories Limited,
Watford WD27RA England

Please mention *The Journal of Laryngology and Otology* when replying to advertisements



the drop that soothes and clears infected ears

soothes by reducing inflammation with hydrocortisone
clears by rapidly destroying virtually all bacteria commonly
found in ear infections

OTOSPORIN drops contain polymyxin B sulphate, neomycin sulphate
and hydrocortisone in a bland suspension designed to facilitate penetration.
Supplied in dropper bottles of 5 ml. Full information is available on request.

♦Trade Mark

OTOSPORIN



Burroughs Wellcome & Co.
(The Wellcome Foundation Ltd.) Dartford, Kent

Please mention *The Journal of Laryngology and Otology* when replying to advertisements