

The Journal of Laryngology and Otology

EDITED BY
WALTER HOWARTH

WITH THE ASSISTANCE OF
V. E. NEGUS AND F. W. WATKYN-THOMAS

Contents

TUBERCULOMA OF THE BRAIN ASSOCIATED WITH EAR DISEASE	J. P. STEWART
TWO CASES OF FACIAL PARALYSIS "A FRIGORE", CURED BY DECOMPRESSION	DR. P. G. H. SANDER
CLINICAL RECORD—	
FOUR CASES OF TRACHEOTOMY FOR TUBERCULOSIS OF THE LARYNX	F. C. ORMEROD
SOCIETIES' PROCEEDINGS—	
ROYAL SOCIETY OF MEDICINE—SECTION OF OTOLOGY	
ABSTRACTS—	
THE EAR	THE LARYNX
THE NOSE AND ACCESSORY SINUSES	MISCELLANEOUS
OBITUARY—CHARLES JOSEPH HEATH	GENERAL NOTES

London

Headley Brothers

109 Kingsway, W.C.2

The Journal of Laryngology and Otology

(Founded in 1887 by MORELL MACKENZIE and NORRIS WOLFENDEN)

EDITED BY

WALTER HOWARTH

ASSISTED BY

V. E. NEGUS AND F. W. WATKYN-THOMAS

1. Original Articles are accepted on the condition that they have not been published elsewhere.

2. Manuscripts should be typewritten, on one side only of the paper, and well spaced.

3. Galley proofs and engraver's proofs of illustrations are sent to the author. Corrections, which should be kept to a minimum, must be clearly marked and no additional matter added.

4. Orders for reprints should be sent when returning galley proofs, and for this purpose special forms are supplied, on which the price of the reprints is stated.

5. Authors of Original Communications on Oto-Laryngology in other Journals are invited to send a copy, or two reprints, to the *Journal of Laryngology*. If they are willing, at the same time, to submit their own abstract (in English, French, Italian, or German) it will be welcomed.

6. Editorial Communications may be addressed to THE EDITOR, *Journal of Laryngology*, c/o HEADLEY BROTHERS, 109 Kingsway, London, W.C.2.

7. The Annual Subscription commencing with the January issue is Forty Shillings, post free, and is payable in advance.

8. Single copies, both of the present and the previous series, are on sale at Four Shillings each.

9. All Subscriptions, advertising and business communications should be sent to the Publishers, HEADLEY BROTHERS, 109 Kingsway, London, W.C.2.

United States of America

Orders for this Journal, for single parts or yearly subscriptions, may be sent either through a local bookseller, or to Messrs. G. E. STECHERT & Co., 31-33 East 10th Street, New York.

INFECTED WOUNDS

AS a surgical dressing for the majority of infected wounds, or those potentially infected by reason of the entrance of foreign matter, Antiphlogistine Dressing is of recognized value.

One of the disadvantages of the ordinary wet dressing is its tendency to bleach and macerate the skin.

Under the influence of an Antiphlogistine Dressing the skin surface is kept moist and normal, bleaching is avoided and the wound is encouraged to heal.

It is an antiseptic dressing of just sufficient strength to assist in the regeneration of the tissues without causing their destruction.

ANTIPHLOGISTINE

BRAND DRESSING
MADE IN ENGLAND

(Contains 45% c.p. glycerine, boric and salicylic acids, compounds of iodine, oils of gaultheria, eucalyptus and peppermint, blended in a base of the finest anhydrous silicate of aluminium.)

Samples on request

THE DENVER CHEMICAL MFG. CO.
41 ST. ANN'S ROAD · · LONDON, E.3




Please mention *The Journal of Laryngology* when replying to advertisements

GUY'S SILENT SUCTION APPARATUS

as made for

WM. MAYHEW MOLLISON, C.B.E., F.R.C.S.

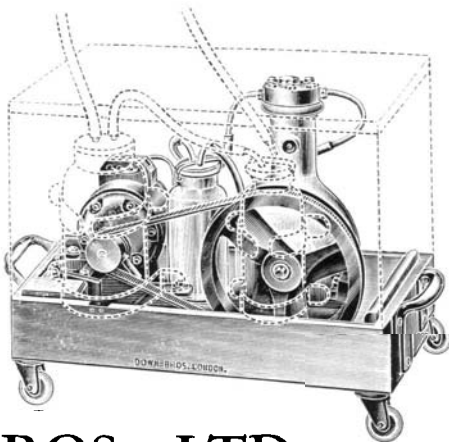


“An efficient *silent* suction apparatus is essential in many throat investigations and operations and indeed is used for many operations on other parts of the body.

“The above illustration shows an Electric Suction Apparatus which can rightly claim to be more efficient than the apparatus generally in use. The suction is continuous and so powerful that clots of blood and the most tenacious mucus are quickly removed. The apparatus is quiet and can easily be moved about the operation theatre and from one theatre to another. It is possible to use it for intra-tracheal

insufflation at the same time as suction since the pump delivers sixty litres of air per minute. The valves in the cylinder head are strong and specially designed for silence in operation and the sump of the machine carries enough oil for six months' continuous use; this ensures efficiency with the minimum of attention. The entire unit is mounted in a robust mahogany case which is fitted with four rubber-tyred castors. On the side of the case two large screw necked bottles are mounted. These bottles are the commercial “Kilner” type and can therefore be replaced with the minimum of expense. Blood and other fluids are removed from the operating field by the suction plant and find their way into the big bottle. The second bottle is a safety trap in the unlikely event of the first bottle becoming full at a moment when it is inconvenient to change it.

“There are no resistances to regulate the speed and in order to use the apparatus it is only necessary to connect it to the main electrical supply.” The makers are Down Bros., Ltd., London.



DOWN BROS., LTD.

21 & 23 ST. THOMAS'S STREET, LONDON, S.E.1

(Opposite Guy's Hospital)

and at 22a CAVENDISH SQUARE, LONDON, W.


Telephone : MAYFAIR 0406

Please mention *The Journal of Laryngology* when replying to advertisements

DeVilbiss

AEROL ATOMIZER COMBINATION No. 100

Price of Complete Outfit		6/-
2 oz. refills	- -	2/6
1 oz. refills	- -	1/9



This highly efficient DeVILBISS Outfit meets the demand for a dependable nose and throat Atomizer already filled with an approved solution. It forms a convenient prescription in cases of common colds, influenza, catarrh, sore throats and hay-fever.

The Aerol Compound in this Atomizer contains Camphor-Menthol, Oil Pine Needles, Oil Cinnamon, Oil Thuja Occidentalis, Chlorbutol and Neutral Hydrocarbon Oil.

Obtainable from all chemists or from the Sole Distributors in the United Kingdom.

**AEROGRAPH COMPANY
LIMITED**

43 Holborn Viaduct, London, E.C.1

CVS-38

BACK NUMBERS OF THE JOURNAL OF LARYNGOLOGY

Back numbers of most issues of this Journal since 1900 can be obtained from Headley Brothers, 109 Kingsway, London, W.C.2. The following, however, are out of print, and no stock is at present available:

- | | |
|---------------------------|---|
| 1902. February. | 1921. January to June. |
| 1914. August. | 1924. January to March, July to December. |
| 1920. January and August. | 1931. October. |

If any subscribers have any of these copies which they do not need, it would be greatly appreciated if they would return them to the Publishers who will refund the full published price.

HEADLEY BROTHERS, 109 KINGSWAY, LONDON, W.C.2

For Advertisement space in this Journal write to
HEADLEY BROTHERS, 109 Kingsway, London, W.C.2

Please mention *The Journal of Laryngology* when replying to advertisements

Announcing the New
ILFORD
FLUORAZURE
INTENSIFYING SCREENS
(Levy-West)

Ilford Limited have pleasure in announcing the introduction of a new type of Intensifying Screen. This new screen possesses important advantages over Calcium Tungstate screens chiefly on account of its higher intensity of fluorescence. The Ilford Fluorazure screen is free from actinic after-glow, is very flexible and easily washable.

A brochure giving full particulars will be sent on application to

ILFORD LIMITED
ILFORD LONDON



Please mention *The Journal of Laryngology* when replying to advertisements

With 199 Illustrations (5 coloured). Demy 8vo. 25s. net. Postage 9d.

THE PRINCIPLES AND PRACTICE OF OTOLOGY

By

F. W. WATKYN-THOMAS, F.R.C.S., and **A. LOWNDES YATES, M.C., M.D.**,
 B.Ch.Camb., Surgeon, Central London Throat, Nose and Ear Hospital, etc. F.R.C.S., Hon. Assistant Surgeon, Central London Throat, Nose and Ear Hospital, etc.

"... a new book and a modern book... a tribute to the knowledge and energy of the authors... no otologist can afford to leave this work unread."—*JOURNAL OF LARYNGOLOGY AND OTOLOGY.*

"... contains a most valuable account of recent research in otology and provides a rich and abundant feast for the thoughtful."—*BRITISH MEDICAL JOURNAL.*

London: **H. K. LEWIS & CO. LTD.**, 136 Gower Street, W.C.1

THIRD EDITION. FULLY REVISED AND ENLARGED.

Demy 8vo, 490 pp. 250 Text Illustrations and 19 plates (of which 8 are in colour). 20s. net, postage 9d.

DISEASES OF THE NOSE, THROAT AND EAR

For Practitioners and Students

Edited by **A. LOGAN TURNER, M.D., LL.D., F.R.C.S.E.**
Consulting Surgeon, Ear and Throat Department, Royal Infirmary, Edinburgh

With the collaboration of
J. S. FRASER, M.B., F.R.C.S., **W. T. GARDINER, M.C., M.B., F.R.C.S.**, **J. D. LITHGOW, M.B., F.R.C.S.**,
G. EWART MARTIN, M.B., F.R.C.S., and **DOUGLAS GUTHRIE, M.D., F.R.C.S.**

"There is no other book which includes laryngology and otology with such success... The present edition should surpass the previous issues in popularity."—*British Medical Journal.*

Bristol: **John Wright & Sons Ltd.** *New Illustrated Catalogue free.* London: **Simpkin Marshall Ltd.**

THE GOLDEN SQUARE THROAT, NOSE AND EAR HOSPITAL Near Piccadilly Circus LONDON, W.1

HONORARY MEDICAL STAFF

Surgeons

Mr. T. JEFFERSON FAULDER	Mr. F. CUNLIFFE ORMEROD
Mr. LIONEL COLLEDGE	Mr. A. R. DINGLEY
Mr. GILBERT CHUBB	Mr. G. H. HOWELLS

Assistant Surgeons

Mr. S. A. BEARDS	Mr. J. C. HOGG
Mr. J. F. SIMPSON	Mr. M. L. FORMBY

The Hospital now has 101 beds for In-patients and an annual Out-patient attendance of about 60,000.

CLINICAL INSTRUCTION

Clinical Instruction in the Diagnosis and Treatment of Diseases of the Throat, Nose and Ear is given daily in the Out-patient Department from 2 to 5 p.m., and on Tuesdays and Thursdays from 6.30 to 8 p.m. Major operations are performed daily, except Saturdays, in the In-patient Operating Theatres. Minor operations are performed in the Out-patient Department by the Assistant Surgeons on three mornings a week. Special Demonstrations are held in the Out-patient Department each Monday and Wednesday at 3 p.m. Practitioners and Medical Students are admitted to the practice of the Hospital, and Clinical Assistants, whose duty it is to assist the staff, are appointed from time to time among them. For further information apply to the Dean, Mr. F. CUNLIFFE ORMEROD

Please mention *The Journal of Laryngology* when replying to advertisements

ABSCESS OF THE BRAIN

ITS PATHOLOGY, DIAGNOSIS AND TREATMENT

By **E. MILES ATKINSON, M.B., B.S.(Lond.), F.R.C.S.(Eng.)**

Jacksonian Prize Essayist, 1926; Hunterian Professor, R.C.S., 1927-28; Surgeon-in-Charge of the Ear and Throat Department, Royal United Hospital, Bath.

This important work is based upon the Jacksonian Prize Essay for 1926 which has been re-written and brought up to date. Comprised in it are both the original researches of the author and a full account of the present-day state of knowledge on this large and important subject. The book, in the arrangement of its contents and the method of their exposition, has been designed to appeal not only to the specialist, who will find accounts of cases, statistics and a liberal bibliography set apart in appendices for special study, but also to the general practitioner and senior student, for whom the text holds information of interest and value presented in a readable form.

Illustrated with 8 colour plates, 25 photographs, 12 drawings. Large Demy 8vo. 21s. net.

MEDICAL PUBLICATIONS LTD., 27 Maiden Lane, Strand, London, W.C.2

Mail Your Order Now!

PROBLEMS OF THE DEAF

By **MAX A. GOLDSTEIN, M.D., F.A.C.S.**

610 Pages—273 Illustrations—Leather Bound

\$6.00 Postage prepaid

An unusual, authoritative and comprehensive volume of XIX chapters, covering every phase of work with the Deaf, Deafened and Speech Defective, by an otologist and teacher of 40 years' experience, including :

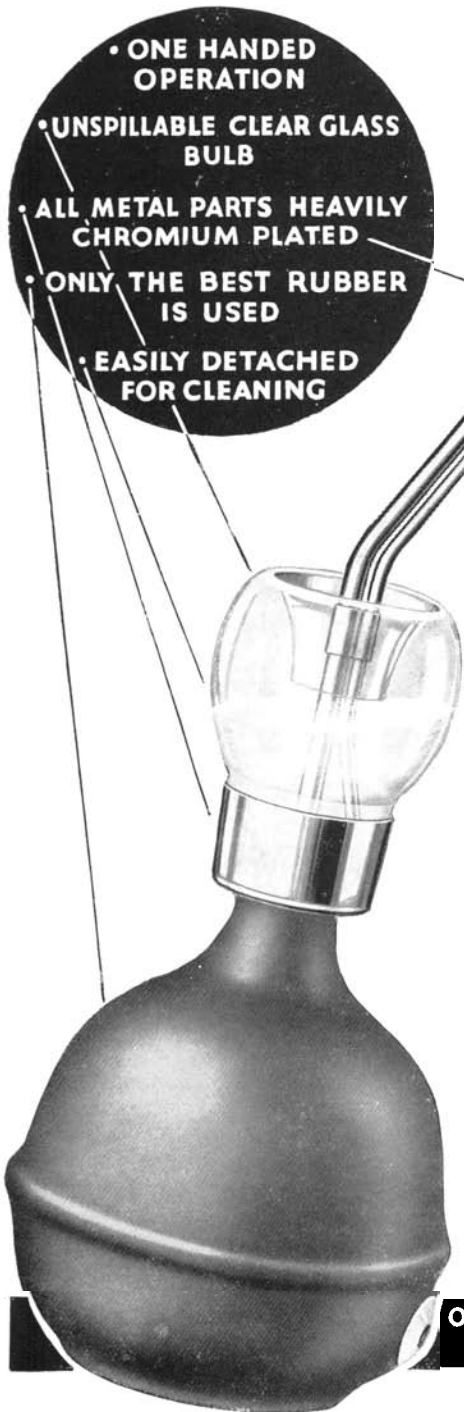
Chronological History of Deafness—Anatomy and Physiology—Mechanics of Speech—Speech Defects—Cerebral Localization—Hearing Tests—Methods of Instruction—The Acoustic Method—Training of Teachers—The Deaf Child—Hard-of-Hearing Child—Physician and Deaf Child—Parent of Deaf Child—Deafened Adult—Hearing Aids—Schools for the Deaf—Quacks and Quackeries—Research.

Published by THE LARYNGOSCOPE PRESS

912 South Kingshighway

ST. LOUIS, MO.

Please mention *The Journal of Laryngology* when replying to advertisements



TYPEN
4'6

ACTUAL
SIZE

THE
MILLETT
ATOMISER

If you have been reluctant about using an Atomiser in the past because of the obvious disadvantages (awkwardness in use, difficulty of cleaning the containers, etc.), or if you hesitated to recommend them owing to their high cost . . . Study the Millett. Glance at the illustration, note its most important features, and its advantages should be sufficiently obvious without further comment, except perhaps to state that, as with all Millett products, atomisation is as complete for the heavy viscous oils as the more volatile aqueous solutions.

Model "N" (as illustrated) is specially designed for treatment of the nose and throat. Model "U" is for more general and nasal use, and generously priced at 2s. 6d. Model "G" specially designed for Gynecological treatment at 7s. 6d.

Atomisers
LIMITED

Proprietors of the Millett Atomisers Patents
Makers of fine Sprayers and Atomisers
**13 GT. PULTENEY STREET
LONDON, W.1**
Telephone : GERRARD 1054

**OBTAINABLE FROM ALL HIGH-CLASS
CHEMISTS INCLUDING BOOTS**

Please mention *The Journal of Laryngology* when replying to advertisements

CONTENTS

	PAGE
TUBERCULOMA OF THE BRAIN ASSOCIATED WITH EAR DISEASE. J. P. Stewart, Edinburgh	493
TWO CASES OF FACIAL PARALYSIS "A FRIGORE", CURED BY DECOMPRESSION. Dr. P. G. H. Sander, Port Said	503
CLINICAL RECORD—	
Four Cases of Tracheotomy for Tuberculosis of the Larynx. F. C. Ormerod, London	512
SOCIETIES' PROCEEDINGS—	
Royal Society of Medicine—Section of Otology	516
ABSTRACTS—	
The Ear	542
The Nose and Accessory Sinuses	548
The Larynx	550
Miscellaneous	554
OBITUARY—	
Charles Joseph Heath	556
GENERAL NOTES	556