

INFECTION CONTROL AND HOSPITAL EPIDEMIOLOGY[™]

EDITORIAL

Infection Control and Hospital Epidemiology Outside the United States

ANDREAS F. WIDMER, MD, MS; HUGO SAX, MD; DIDIER PITTET, MD, MS

17

ORIGINAL ARTICLES

A Nosocomial Outbreak of Malaria Associated With Contaminated Catheters and Contrast Medium of a Computed Tomographic Scanner

KOW-TONG CHEN, MD, MPH; CHEIN-JEN CHEN, SCD; PO-YA CHANG, MD, PhD; DALE L. MORSE, MD, MS

22

Risk Factors for Colonization or Infection Due to Methicillin-Resistant *Staphylococcus aureus* in HIV-Positive Patients: A Retrospective Case-Control Study

MICHELLE ONORATO, MD; MICHAEL J. BORUCKI, MD; GWEN BAILLARGEON, BA; DAVID P. PAAR, MD; DANIEL H. FREEMAN, PhD; C. PAT COLE, MD; C. GLEN MAYHALL, MD

26

Methicillin-Resistant *Staphylococcus aureus* and Antimicrobial Use in Belgian Hospitals

NATASHA S. CROWCROFT, MRCP, MFPHM; OLIVIER RONVEAUX, MPH; DOMINIQUE L. MONNET, DPHARM, PhD; RAF MERTENS, MD

31

Prevalence and Risk Factors for Nosocomial Infections in Four University Hospitals in Switzerland

DIDIER PITTET, MD, MS; STEPHAN HARBARTH, MD; CHRISTIAN RUEF, MD; PATRICK FRANCIOLI, MD; PHILIPPE SUDRE, MD, MS; CHRISTIANE PÉTIGNAT, MD; ANDREJ TRAMPUZ, MD; ANDREAS WIDMER, MD, MS

37

Recurrent *Clostridium difficile* Disease: Epidemiology and Clinical Characteristics

LYNNE V. MCFARLAND, PhD; CHRISTINA M. SURAWICZ, MD; MOSHE RUBIN, MD; ROBERT FEKETY, MD; GARY W. ELMER, PhD; RICHARD N. GREENBERG, MD

43

Hepatitis B Vaccination of Personnel Employed in Victorian Hospitals: Are Those at Risk Adequately Protected?

SANDRA C. THOMPSON, MPH, PhD; MAUREEN NORRIS, RN

51

CONCISE COMMUNICATIONS

An Outbreak of *Salmonella typhimurium* at a Teaching Hospital

BRADLEY MCCALL, MBBS, MPH; JOSEPH G. MCCORMACK, MBBCh, MD; RUSSELL STAFFORD, B Sc, MPH; CHRISTOPHER TOWNER, MHLTHSc, GRAD DIP HLTH PROM

55

Inactivation of Respiratory Syncytial Virus by Generic Hand Dishwashing Detergents and Antibacterial Hand Soaps

PATRICIA A. CONTRERAS, MD; IMAN R. SAMI, MD; MIRIAM E. R. DARNELL, BS; MARTIN G. OTTOLINI, MD; GREGORY A. PRINCE, DDS, PhD

57

Bacterial Filters in Anesthesia: Results of 9 Years of Surveillance

STIJN VAN HASSEL, ICP; MARGOT LAVEAUX, MD; MARIANNE LEENDERS, MD; JAN A. KAAAN, MD; JOKE MINTJES, ICP, PhD

58

Vancomycin Use in a Hospital With Vancomycin Restriction

MARY-CLAIRE ROGHMANN, MD, MS; BEULAH E. PERDUE, PHARM D, BCPS; LOUIS POLISH, MD


60

Risk of Transmission and Features of Hepatitis C After Needlestick Injuries

SAEED S. HAMID, MD; BADAR FAROOQUI, MD; QUDSIA RIZVI, RN; TARRANUM SULTANA, MSc; ANWAR A. SIDDIQUI, PhD

63

A PROTECTION FROM THE ELEMENTS



The hydrophilic coating on the BARDEX® I.C. Foley Catheter System helps to reduce organism attachment and migration, and provides maximum patient comfort. Further protection is generated from a layer of silver which produces an ionic charge, protecting the catheter surface from biofilm formation and inhibiting bacterial migration to the bladder.

PRESENTING THE
BARDEX® I.C.
FOLEY CATHETER
with Silver / Hydrogel Coating

The Bardex® I.C. Catheter uses a patented technology that applies a layer of silver on the inner and outer surfaces of a latex coated catheter. A hydrogel coating is applied over the silver. This combination is effective in reducing the adherence of bacteria to the catheter surface, and is clinically proven to lower the rate of hospital acquired infections.

For more information on how the Bardex® I.C. Foley Catheter System can provide a protection from the elements in urinary tract infection at your institution, please contact your Bard Representative, or call 1-800-526-4455

BARD

Bard Medical Division
8195 Industrial Boulevard
Covington, GA 30014
800-526-4455

© Copyright C. R. Bard, Inc. 1998. All Rights Reserved.
Bard and Bardex are registered trademarks of C. R. Bard, Inc., or an affiliate.

Please consult product labels and inserts for any indications, contraindications, hazards, warnings, cautions, and directions for use.





THE SOCIETY FOR HEALTHCARE EPIDEMIOLOGY OF AMERICA
Membership Application

Name: _____ Degree(s): _____

Hospital position (if applicable): _____

SPECIAL INTEREST GROUPS:

- Pediatric Surgical Other (Specify)

COMMITTEES:

- AIDS/TB Committee Financial Advisory Committee Membership Committee
Annual Meeting Committee International Assistance Committee Nominating Committee
Education Committee Long Term Care Committee Publications Committee

Business Address: _____

City State Zip Code

Business Telephone: () FAX: ()

E-Mail: _____

Home Address: _____

City State Zip Code

Home Telephone: ()

Indicate preferred address for correspondence, journal, and membership directory listing Home Business

How/Where did you hear about SHEA? _____

MEMBERSHIP FEE: (Non-U.S. members pay with draft for U.S. dollars)

Check one:

Active Membership

- Doctoral Degree (U.S. and Canada -- Calendar year dues \$110)
(Outside U.S. and Canada -- Calendar year dues \$163)*

Applicants must hold a doctoral degree and should work in the field of healthcare epidemiology and/or have a direct interest in healthcare epidemiology.

- Invited Membership (U.S. and Canada -- Calendar year dues \$110)
(Outside U.S. and Canada -- Calendar year dues \$163)*

Applicants must hold Masters Degree and have work experience (minimum two (2) years) in a relevant field (e.g., infection control, clinical epidemiology, healthcare epidemiology, clinical practice improvement, or basic scientific research). In addition, applicants must have authored or co-authored at least three (3) scholarly publications in refereed scientific journals. To apply for membership in this category, please include curriculum vitae and two (2) letters of recommendation from Active or Invited members with the application.

- Associate Membership (U.S. and Canada -- Calendar year dues \$55)
(Outside U.S. and Canada -- Calendar year dues \$108)*

Training Program ends in / /
Mo. Yr.

Applicants must hold a doctoral degree, should work in the field of healthcare epidemiology and/or have a direct interest in healthcare epidemiology, and be participating in an appropriate training program. Proof of training must accompany this application.

Membership Fee includes subscription to Society's official journals, Infection Control and Hospital Epidemiology AND Clinical Performance and Quality Health Care.

*\$53.00 of dues will go for mailing of journals outside U.S. and Canada.


Method of Payment: Check (U.S. Currency drawn on a U.S. Bank) Visa MasterCard American Express

Credit Card # Exp. Date: / / Authorized Signature

Your credit card statement will read "Talley Management Group, Inc."

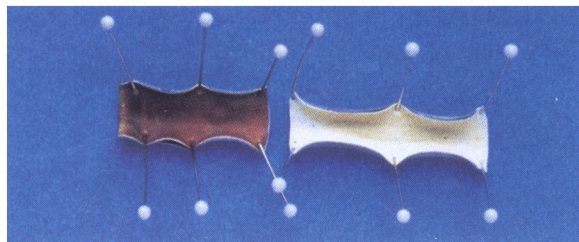
Send Application and Remittance TO: SHEA Membership Department
19 Mantua Road
Mt. Royal, NJ 08061
609-423-0087
609-423-3420 fax
sheahq@shea.smarthub.com

YOU MAY NOT REALIZE THE SCOPE OF THE PROBLEM.



***When it comes to processing endoscopes,
the inside is just as important as the outside.***

Biopsy channel section
after repeated processing
in glutaraldehyde.



Same channel after 5
STERIS PROCESS™ cycles.

You can't see the inside of your scope after processing. What remains inside may surprise you.

Glutaraldehyde cross-links proteins. Organic residues can be affixed to surfaces, potentially leading to contaminated channels and/or reduced optical clarity.

Conversely, the STERIS PROCESS uses STERIS 20™ - a patented formulation of peracetic acid (a strong oxidizer and biocide), detergents, buffers, and anti-corrosives. This formulation, along with the directed flow of the STERIS SYSTEM 1® Processor, makes the STERIS PROCESS effective at reaching contaminated surfaces without promoting organic buildup.

The STERIS PROCESS is proven with...

- An estimated 170 million devices processed
- Over 15,000 SYSTEM 1 Processors worldwide
- More than 1,800 different devices validated for sterile efficacy and materials compatibility
- Over 10 years of history



STERIS® STERIS Corporation
5960 Heisley Road
Mentor, OH 44060-1834 ■ USA
800-JIT-4-USE (800-548-4873)
www.steris.com



INFECTION CONTROL AND HOSPITAL EPIDEMIOLOGY[®]

CONTENTS

Continued from cover

Rubella Immunity in a Cohort of Pregnant Women ROBERT D. McELHANEY, JR, MD; MARILYN RINGER, RN; DEL J. DEHART, MD; PETER VASILENKO, PHD	64
Isolation of <i>Ureaplasma urealyticum</i> and <i>Mycoplasma hominis</i> From Public Toilet Bowls ISRAEL POTASMAN, MD; AMNON OREN, MD; ISAAC SRUGO, MD	66
DISINFECTION AND STERILIZATION	
Disinfection of Endoscopes: Review of New Chemical Sterilants Used for High-Level Disinfection WILLIAM A. RUTALA, PHD, MPH; DAVID J. WEBER, MD, MPH	69
THE INTERNATIONAL PERSPECTIVE	
Cost Reduction With Successful Implementation of an Antibiotic Prophylaxis Program in a Private Hospital in Ribeirão Preto, Brazil SILVIA N. SZENTE FONSECA, MD, MPH; SÔNIA R. MELON KUNZLE, RN; SHEILA A. BARBOSA SILVA; JORGE G. SCHMIDT, JR, MD; ROBERTO R. MELE, MD	77
LETTERS TO THE EDITOR	
Differing Epidemiology of <i>Clostridium difficile</i>-Associated Diarrhea Between an Oncology Ward and a General Medicine Ward SCOTT ROJAS, MD; STUART H. COHEN, MD; YAJARAYMA J. TANG, BA, MA; JENNIFER WILSON, BS; JOHN INCIARDI, PHARM D; JOSEPH SILVA, JR, MD	14
Primary Bacteremia and Needleless Safety Devices ABDUL B. ZAFAR, MBBS, MPH; R. CHRISTOPHER BUTLER, PHD, ABMLI; SARAH T. WRIGHT, MLS; ELEANOR DRAGHI, RN, MA	15
PROFESSOR ALEXI PETROVICH KRASILNIKOW	30
CALENDAR	36
MEDICAL NEWS GINA PUGLIESE, RN, MS; MARTIN S. FAVERO, PhD	25, 80
SHEA NEWS ANDREAS VOSS, MD, PhD	84

*To view abstracts of these articles,
visit us on the Internet at <http://www.slackinc.com/general/iche>*

THE PUBLICATION OF ADVERTISING IN THE JOURNAL DOES NOT CONSTITUTE ANY GUARANTEE OR ENDORSEMENT BY THE SOCIETY FOR HEALTHCARE EPIDEMIOLOGY OF AMERICA OR SLACK INCORPORATED OF THE ADVERTISED PRODUCT OR SERVICE OR OF CLAIMS MADE BY THE ADVERTISER. THE PUBLICATION OF ARTICLES AND OTHER EDITORIAL MATERIAL IN THE JOURNAL DOES NOT NECESSARILY REPRESENT THE POLICY RECOMMENDATIONS OR ENDORSEMENT BY THE SOCIETY.

PUBLISHER: Infection Control and Hospital Epidemiology (ISSN-0899-823X, Canadian GST#129780466) is published exclusively by SLACK Incorporated 12 times a year. Address: 6900 Grove Rd., Thorofare, NJ 08086. Telephone: (609) 848-1000.

SHEA: 19 Mantua Rd., Mt. Royal, NJ 08061; telephone, 609-423-0087; fax, 609-423-3420; e-mail address, sheahq@tmg.smarthub.com.

COPYRIGHT 1999 The Society for Healthcare Epidemiology of America, Inc., and SLACK Incorporated. All rights reserved. No part of this publication may be reproduced without written permission from the publisher. Printed in the USA.

SUBSCRIPTIONS: Requests should be addressed to the publisher (except Japan). In Japan, contact Woodbell Incorporated, 4-22-11, Kitakasai, Edogawaku, Tokyo 134, Japan. Subscription rates in the United States and possessions: Individual: One year-\$98.00; Two years-\$136.00; Three years-\$169.00; Institutional: One year-\$120.00; Two years-\$170.00; Three years-\$220.00. Fellows: \$49 per year with proof of training status. Canada: \$19.00 additional each year plus 7% for Canadian Goods & Services tax; all other countries: \$38.00 additional each year. Overseas surface, \$84.00 each year overseas air mail. Single copies of current issues may be obtained for \$15.00, United States and possessions; \$20.00 all other countries.

INSTRUCTIONS TO AUTHORS: Authors may submit manuscripts prepared in accordance with the 1997 revision of the "Uniform Requirements for Manuscripts Submitted to Biomedical Journals." The Uniform Requirements has been published in several journals, including *Infect Control Hosp Epidemiol* 1997;18:457-464 and *Ann Intern Med* 1997;126:36-47. A digital version is available on our web site (<http://www.slackinc.com/general/iche/ichehome.htm>). Submit to ICHE Editorial Offices, Vanderbilt University School of Medicine, A-1131 Medical Center North, Nashville, TN 37232-2637, USA. All submissions must be accompanied by copyright form(s) signed by all authors (see January issue or our web site).

REPRINTS: All requests to reprint or use material published herein should be addressed to Karen Lambertson, SLACK Incorporated, 6900 Grove Rd., Thorofare, NJ 08086. For reprint orders and prices, contact Karen Lambertson at (609) 848-1000. Authorization to photocopy items for internal or personal use, or the internal or personal use of specific clients, is granted by SLACK Incorporated, provided that the base fee of \$1.00 per copy, plus \$.15 per page is paid directly to Copyright Clearance Center, 27 Congress St., Salem, MA 01970. This consent does not extend to other kinds of copying, such as for general distribution, resale, advertising and promotional purposes, or for creating new collective works.

CHANGE OF ADDRESS: Notice should be sent to the publisher 6 weeks in advance of effective date. Include old and new addresses with zip codes. The publisher cannot accept responsibility for undelivered copies. Periodicals postage paid at Thorofare, New Jersey 08086-9447 and at additional mailing offices. POSTMASTER: Send address changes to SLACK Incorporated, 6900 Grove Rd., Thorofare, NJ 08086.

INFECTION CONTROL AND HOSPITAL EPIDEMIOLOGY is listed in Index Medicus, Current Contents-Clinical Practice, Hospital Literature Index, Cumulative Index to Nursing & Allied Health Literature, Nursing Abstracts, Laboratory Performance Information Exchange System, and RINDEX Top 100.

NOW AVAILABLE ON CD-ROM: INFECTION CONTROL AND HOSPITAL EPIDEMIOLOGY

1 9 8 7 - 1 9 9 7

Simplifying your reference library is easy, with 10 years of INFECTION CONTROL AND HOSPITAL EPIDEMIOLOGY now available on CD-ROM. As the official journal of the Society of Healthcare Epidemiology of America (SHEA), this ready reference will allow the user to quickly and easily access articles and studies from 1987-1997 that can help put current issues of epidemiology and infection control in perspective.

Easy and Convenient CD-ROM Technology

The INFECTION CONTROL AND HOSPITAL EPIDEMIOLOGY CD-ROM will take full advantage of the latest CD-ROM technology, including:

- fully searchable text
- annual indexes organized by category, page number, subject and author
- convenient annual updates
- PC and Mac compatibility

The INFECTION CONTROL AND HOSPITAL EPIDEMIOLOGY CD-ROM packs an enormous amount of information in a small space at a comparably small price! Adding 10 years of this informative journal to your library is a bargain, at special prices starting as low as \$147.

Money-Back Guarantee

The Society of Healthcare Epidemiology of America is always looking for innovative ways to keep you informed of important developments in infection control and hospital epidemiology. We are sure you will refer to the information in the INFECTION CONTROL AND HOSPITAL EPIDEMIOLOGY CD-ROM often. If you aren't satisfied, we offer a 30-day money-back guarantee.*

To order, call us at **800-257-8290** or **609-848-1000** (in NJ); or write to
INFECTION CONTROL AND HOSPITAL EPIDEMIOLOGY
6900 Grove Rd., Thorofare, NJ 08086

Appx. pub. date: 10/98

Yes! Please send me the INFECTION CONTROL AND HOSPITAL EPIDEMIOLOGY CD-ROM. Enclosed is a check or money order for the amount/quantity checked below.

<input type="checkbox"/> SHEA Member:	\$147.00 ea.	Qty: _____
<input type="checkbox"/> Individual Non-Member:	\$197.00 ea.	Qty: _____
<input type="checkbox"/> Institution:	\$247.00 ea.	Qty: _____

Or bill my Visa Mastercard Amex

Acct. No. _____ Exp. date: ____/____/____

Signature: _____

Send CD-ROM to:

Name _____

Address _____

City _____ State _____ Zip _____

Phone _____ FAX _____

Send order and make check payable to:

INFECTION CONTROL AND HOSPITAL EPIDEMIOLOGY • 6900 Grove Rd. • Thorofare, NJ 08086

Or FAX your order to: (609) 853-5991

For fastest service, call today 1-800-257-8290 or 609-848-1000 (in NJ)

<https://doi.org/10.1093/icc/10.006.643> Published online by Cambridge University Press



*If not completely satisfied with the INFECTION CONTROL AND HOSPITAL EPIDEMIOLOGY CD-ROM, just return it within 30 days and your money will be refunded.

INFECTION CONTROL AND HOSPITAL EPIDEMIOLOGY™

The Society for Healthcare Epidemiology of America and SLACK Inc Copyright and Republication Policy

The Society for Healthcare Epidemiology of America (SHEA) and SLACK Inc hold copyright on *Infection Control and Hospital Epidemiology*. We request that all authors of works transfer to SHEA and SLACK Inc all rights, title, and interest to such works, including copyright. In accord with the Copyright Act of 1976, we must acquire every author's signature to effect the transfer. A written work cannot be considered for publication until the "Assignment of Copyright" form is signed by the author or authors and is on file at the editorial offices. Please submit this signed form with your manuscript. In the event that a manuscript is not accepted for publication, this agreement will be voided.

Signed "Assignment of Copyright" forms confirm that a work submitted has not been published previously, is not subject to copyright or other rights except those of the author to be transferred to SHEA and SLACK Inc, and is not under consideration for publication elsewhere, except under circumstances communicated in writing at the time the work is submitted.

Permission to reproduce any part of the works published by SHEA and SLACK Inc in *Infection Control and Hospital Epidemiology* in any form or by any means, electronic or mechanical, is not permitted without written permission from SLACK Inc.

ASSIGNMENT OF COPYRIGHT

In consideration of SLACK Inc and SHEA (collectively called the "Publisher") in publishing my (our) submitted manuscript, the undersigned hereby transfer(s), assign(s), and otherwise convey(s) all copyright in the manuscript to the Publisher. The copyright so conveyed includes any and all subsidiary forms of publication, such as electronic media. The undersigned declares that the manuscript is original and, to the best of the undersigned's knowledge, contains no matter that is libelous or unlawful or that infringes upon anyone else's rights of copyright.

In addition, we affirm that the work is the work of every author listed and is not under consideration for publication elsewhere, except under circumstances communicated to the Editor in writing at the time the work is submitted.

MANUSCRIPT NUMBER _____ DATE _____

AUTHORS _____

TITLE _____

ALL AUTHORS _____

SIGNATURE _____ DATE _____

SIGNATURE _____ DATE _____

SIGNATURE _____ DATE _____

SIGNATURE _____ DATE _____

SIGNATURE _____ DATE _____

This form may be photocopied.

INFECTION CONTROL AND HOSPITAL EPIDEMIOLOGY™

The Society for Healthcare Epidemiology of America and
SLACK Inc Copyright and Republication Policy

Statement in Lieu of Copyright Release for Federal Employees

I was an employee of the United States Federal Government when this work was investigated and prepared for publication; therefore, it is not protected by the Copyright Act, and there is no copyright of which the ownership can be transferred.

I affirm that the work submitted is the work of every author listed, has not been published previously, is not subject to copyright or other rights, and is not under consideration for publication elsewhere, except under circumstances communicated in writing at the time of submission of the work.

The manuscript is original and, to the best of the undersigned's knowledge, contains no matter that is libelous or unlawful or that infringes upon anyone else's rights of copyright.

MANUSCRIPT NUMBER _____ DATE _____

AUTHORS _____

TITLE _____

ALL AUTHORS WHO WERE EMPLOYEES OF THE FEDERAL GOVERNMENT _____

SIGNATURE _____ DATE _____

SIGNATURE _____ DATE _____

SIGNATURE _____ DATE _____

SIGNATURE _____ DATE _____

SIGNATURE _____ DATE _____

SIGNATURE _____ DATE _____



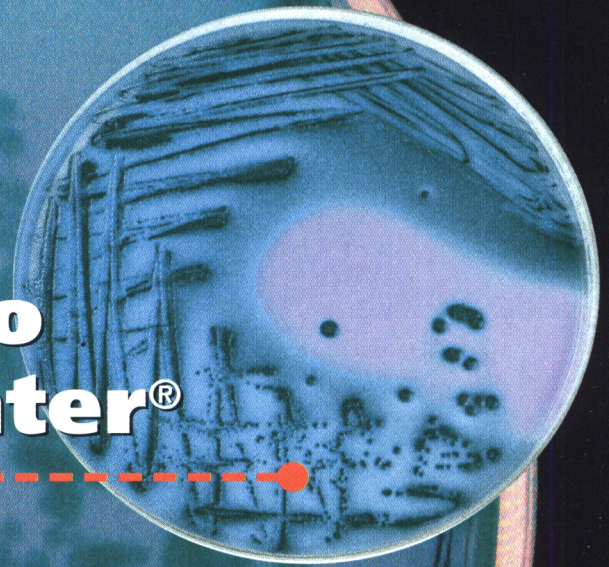
SIGNATURE _____ DATE _____

SIGNATURE _____ DATE _____

This form may be photocopied.

Do these look the same to your testing system?

They don't to the RiboPrinter[®] system!



What organism is it? An unambiguous answer is essential for the important decisions you need to make every day. If you have been forced to rely on "guesswork"—subjective microbiology made necessary by the limitations of biochemical tests, you now have a powerful new tool.


The fully automated RiboPrinter[®] Microbial Characterization System provides you with a standardized genetic fingerprint for any bacterium—in just eight hours. Yet it is easily used by a technician with minimal training.

Leaders in the food and pharmaceutical industries use the RiboPrinter[®] system to support product development,

QA/QC and clinical trials; manage product shelf life; maintain the integrity of important cultures and more—saving significant time and money with this revolutionary approach to microbiology.

What can the RiboPrinter[®] system do for you? Find out. Call 1.800.863.6842. In Europe, call +44 (0) 1926.404008.


The RiboPrinter[®] system. The world's *only* automated instrument for genetic fingerprinting.



A DuPont Subsidiary

*The next generation
of microbiology products.
Now.*

www.qualicon.com



Qualicon, Inc.
Wilmington DE USA
Qualicon Europe, Ltd.
Warwickshire, UK

©1998 Qualicon, Inc.

Finding the source of an infection in hours, not days.

A university teaching hospital noted increased infections caused by an antibiotic-resistant strain of *Pseudomonas aeruginosa*. Physicians noted resistance to imipenem, but were perplexed because, of the patients who cultured positive for the strain, only 15% had received imipenem.

The RiboPrinter® Microbial Characterization System took only eight hours to genetically fingerprint isolates and revealed that 85% of the infected patients shared the identical strain of *P. aeruginosa*. When hospital epidemiologists found that 85% of these patients had been intubated in the Shock Trauma Center (STC), they knew the increased incidence was due to nosocomial transmission.

Environmental culturing turned up *P. aeruginosa* in a pipe leading to the faucet in the STC and the RiboPrinter® system revealed that it was the identical strain to the one found in the patients. A simple chlorine rinse of the pipe eradicated the organism and the infections did not return.

Only the RiboPrinter® system's precise, fast, strain-level typing could have enabled hospital staff to pinpoint their cleanup efforts at the source of the nosocomial infection, saving the hospital time and money and minimizing the suffering of patients.

What can the RiboPrinter® system do for you? Find out. Call 1.800.863.6842. In Europe, call +44 (0) 1926.404008.

Qualicon™
A DuPont Subsidiary



www.qualicon.com

SHEA

CDC Guidelines
for Surveillance
Prevention & Control
of Nosocomial
Infections

**All In One
Single Volume
for only \$99.00***

Plus Shipping
& Handling

Urinary Tract Infections • Surgical Wound Infections
Handwashing and Environmental Control
Hospital Personnel • HIV and HBV Exposure-
Prone Procedures • Pneumonia Tuberculosis
Vancomycin Resistance • IV Device-Related
Infections • Isolation Precautions
HIV Post-Exposure Chemoprophylaxis
HCV Post-Exposure Prophylaxis
and Index of SHEA Position Papers

Foreword by Julia S. Garner, RN, MN

To Order Call 1-800-552-0076

International Orders 414-634-0806

E-mail ETNAComm@aol.com

* SHEA Journal Subscribers mention this ad for 10% discount.
Orders outside the U.S.A., Canada, & Mexico are \$175.00 each.

SJ198

MEDICAL MATRIX

Ranked, Peer-Reviewed,
Annotated, Updated,
Clinical Medicine Resources

- MEDLINE
- NEWS
- STAT SEARCH NEW!
- JOURNALS
- RX ASSIST
- PATIENT EDUCATION
- CME
- TEXTBOOKS
- MARKETPLACE

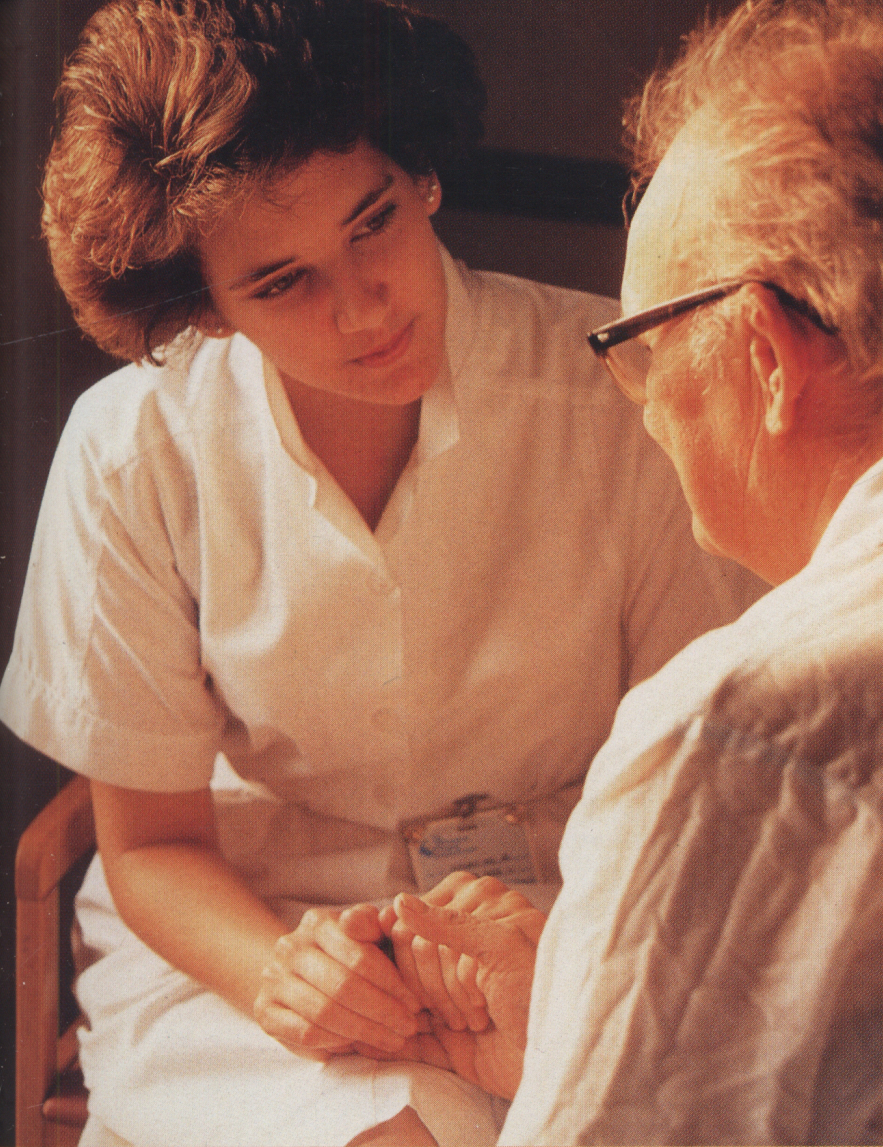
**THE LARGEST PEER-REVIEWED,
ANNOTATED AND RATED INTERNET
MEDICAL DIRECTORY**

**VISIT MEDICAL MATRIX FOR
FREE ACCESS TO THE BEST
MEDICAL SITES ON THE WEB**

<http://www.medmatrix.org>
(Registration Required)

Reviewed and updated continuously by an Editorial
Board comprised of Physicians and Medical
Informatics Specialists

For advertising opportunities contact M. Long



Freedom...

From the Process of Reprocessing.

Is endoscope disinfection monopolizing your time and energy? Let the new Automatic Endoscope Reprocessor (AER) set you free. Self-contained and compatible with all major brands of flexible endoscopes, this latest innovation from Advanced Sterilization Products (ASP) combines state-of-the-art precision with user-friendly design. The AER allows you to process two endoscopes simultaneously at the touch of a button. And because it's a fully automated system, you spend less energy immersed in processing endoscopes and more time attending to the clinical needs of your patients. Liberate yourself. Call ASP at 1-888-783-7723 for more information.



ASP ADVANCED STERILIZATION PRODUCTS®
a *Johnson & Johnson* company
Division of Ethicon, Inc.

**NEW FROM
ASP!**

EDITORIAL OFFICES

Vanderbilt University School of Medicine
A-1131 Medical Center North
Nashville, TN 37232-2637
(615) 343-1095; (615) 343-1882 (FAX)
Email: iche@mcmail.vanderbilt.edu

EDITOR

Michael D. Decker, MD, MPH

MANAGING EDITOR

Susan Cantrell

STATISTICAL EDITOR

Beverly G. Mellen, PhD

SENIOR ASSOCIATE EDITORS

C. Glen Mayhall, MD

Gina Pugliese, RN, MS

William Schaffner, MD

ASSOCIATE EDITORS

Donald A. Goldmann, MD

Didier Pittet, MD, MS

Andreas Widmer, MD, MS

SECTION EDITORS**Beyond Infection Control:****The New Hospital Epidemiology**

Bryan P. Simmons, MD

Stephen B. Kritchevsky, PhD

Memphis, Tennessee

Wing Hong Seto, MD

Hong Kong

Disinfection and Sterilization

William A. Rutala, PhD, MPH

Chapel Hill, North Carolina

Emerging Infectious Diseases

Larry J. Strausbaugh, MD

Portland, Oregon

Robert W. Pinner, MD

Atlanta, Georgia

From the Laboratory

Marcus Zervos, MD

Royal Oak, Michigan

Fred C. Tenover, PhD

Atlanta, Georgia

Information Management

John A. Sellick, DO

Buffalo, New York

The International Perspective

Mary D. Nettleman, MD, MS

Richmond, Virginia

Issues in Surgery

James T. Lee, MD, PhD

St. Paul, Minnesota

Medical News

Gina Pugliese, RN, MS

Chicago, Illinois

Martin S. Favero, PhD

Irvine, California

Practical Healthcare Epidemiology

Loreen A. Herwaldt, MD

Iowa City, Iowa

SHEA News

Andreas Voss, MD, PhD

Nijmegen, The Netherlands

Statistics for Hospital Epidemiology

David Birnbaum, PhD, MPH

Sidney, British Columbia, Canada

Topics in Long-Term Care

Philip W. Smith, MD

Omaha, Nebraska

Topics in Occupational Medicine

David Weber, MD, MPH

Chapel Hill, North Carolina

INFECTION CONTROL AND HOSPITAL EPIDEMIOLOGY[®]

EDITORIAL ADVISORY BOARD

- | | |
|--------------------------------------|-----------------------------------------|
| Jacques F. Acar, MD | Paris, France |
| J. Wesley Alexander, MD | Cincinnati, Ohio |
| Paul Arnow, MD | Chicago, Illinois |
| Graham A.J. Ayliffe, MD | Birmingham, United Kingdom |
| Neil L. Barg, MD | Yakima, Washington |
| Elizabeth Ann Bolyard, RN, MPH, CIC | Atlanta, Georgia |
| John M. Boyce, MD | Providence, Rhode Island |
| Professor Dr. Ilja Braveny | Munich, Federal Republic of Germany |
| Charles Bryan, MD | Columbia, South Carolina |
| Christian Brun-Buisson, MD | Creteil, France |
| Donald E. Craven, MD | Boston, Massachusetts |
| Sue Crow, MSN, RN, CIC | Shreveport, Louisiana |
| Franz Daschner, MD | Freiburg, Federal Republic of Germany |
| Leigh G. Donowitz, MD | Charlottesville, Virginia |
| Charles E. Edmiston, Jr., PhD | Milwaukee, Wisconsin |
| Theodore C. Eickhoff, MD | Denver, Colorado |
| Bruce Farber, MD | Manhasset, New York |
| Victoria J. Fraser, MD | St. Louis, Missouri |
| Peter C. Fuchs, MD, PhD | Black Butte, Oregon |
| Richard A. Garibaldi, MD | Farmington, Connecticut |
| Velvl Greene, PhD, MPH | Beer Sheva, Israel |
| Robert Gaynes, MD | Atlanta, Georgia |
| David W. Gregory, MD | Nashville, Tennessee |
| David K. Henderson, MD | Bethesda, Maryland |
| Peter N.R. Heseltine, MD | Los Angeles, California |
| Karen Hoffmann, RN, CIC, MS | Chapel Hill, North Carolina |
| Marguerite McMillan Jackson, RN, PhD | San Diego, California |
| Janine Jagger, MPH, PhD | Charlottesville, Virginia |
| William R. Jarvis, MD | Atlanta, Georgia |
| Douglas S. Kernodle, MD | Nashville, Tennessee |
| Robert H. Latham, MD | Nashville, Tennessee |
| Lewis B. Lefkowitz, MD | Nashville, Tennessee |
| Hsieh-Shong Leu, MD, MSc | Taipei, Taiwan |
| Jack Levy, MD | Brussels, Belgium |
| Victor Lorian, MD | Bronx, New York |
| Dennis G. Maki, MD | Madison, Wisconsin |
| Professor Dr. Walter Marget | Munich, Federal Republic of Germany |
| William J. Martone, MD | Bethesda, Maryland |
| Allison McGeer, MD | Toronto, Ontario, Canada |
| John E. McGowan, Jr., MD | Atlanta, Georgia |
| Jonathan L. Meakins, MD, DSc | Montreal, Quebec, Canada |
| Raf Mertens, MD | Brussels, Belgium |
| Robert R. Muder, MD | Pittsburgh, Pennsylvania |
| Joseph M. Mylotte, MD, CIC | Buffalo, New York |
| Lindsay Nicolle, MD | Winnipeg, Manitoba, Canada |
| Juhani Ojarvi, MD | Helsinki, Finland |
| Michael T. Osterholm, PhD, MPH | Minneapolis, Minnesota |
| Jan Evans Patterson, MD | San Antonio, Texas |
| Sindy M. Paul, MD | Trenton, New Jersey |
| Michael A. Pfaller, MD | Iowa City, Iowa |
| Samuel Ponce de Leon, MD, MSc | Mexico City, Mexico |
| Isaam Raad, MD | Houston, Texas |
| Manfred L. Rotter, MD, DipBact | Vienna, Austria |
| Theodore Sacks, MD | Jerusalem, Israel |
| William E. Scheckler, MD | Madison, Wisconsin |
| Kent Sepkowitz, MD | New York City, New York |
| Denis Spelman, MD | Prahan Victoria, Australia |
| Michael L. Tapper, MD | New York, New York |
| Clyde Thornsberrry, PhD | Brentwood, Tennessee |
| Professor Leonid P. Titov | Minsk, Republic of Belarus |
| Timothy R. Townsend, MD | Millwood, Virginia |
| Antoni Trilla, MD, PhD | Barcelona, Spain |
| Professor Wang Shu-Qun | Beijing, People's Republic of China |
| J. John Weems, Jr., MD | Greenville, South Carolina |
| Robert A. Weinstein, MD | Chicago, Illinois |
| Professor Dr. W. Weuffen | Greifswald, Federal Republic of Germany |
| Sergio B. Wey, MD | São Paulo, Brazil |
| Rebecca Wurtz, MD | Evanston, Illinois |

SLACK Incorporated

6900 Grove Road
Thorofare, New Jersey 08086
(609) 848-1000

Vice President/Group Publisher

Richard N. Roash

Publisher

John C. Carter

Editorial Director

Jennifer Kilpatrick

Production Editor

Shirley P. Strunk, ELS

Assistant Editor

Eileen C. Anderer

Circulation Manager

Lester J. Robeson, CCCC

Production Director

Christine Malin

Production Coordinator

Joanne Patterson

Publishing Director/ Advertising

Wayne McCourt

Pharmaceutical Group Sales Director

Michael LoPresti

Advertising Sales Representative

Jennine Kane

Classified/Recruitment Sales Manager

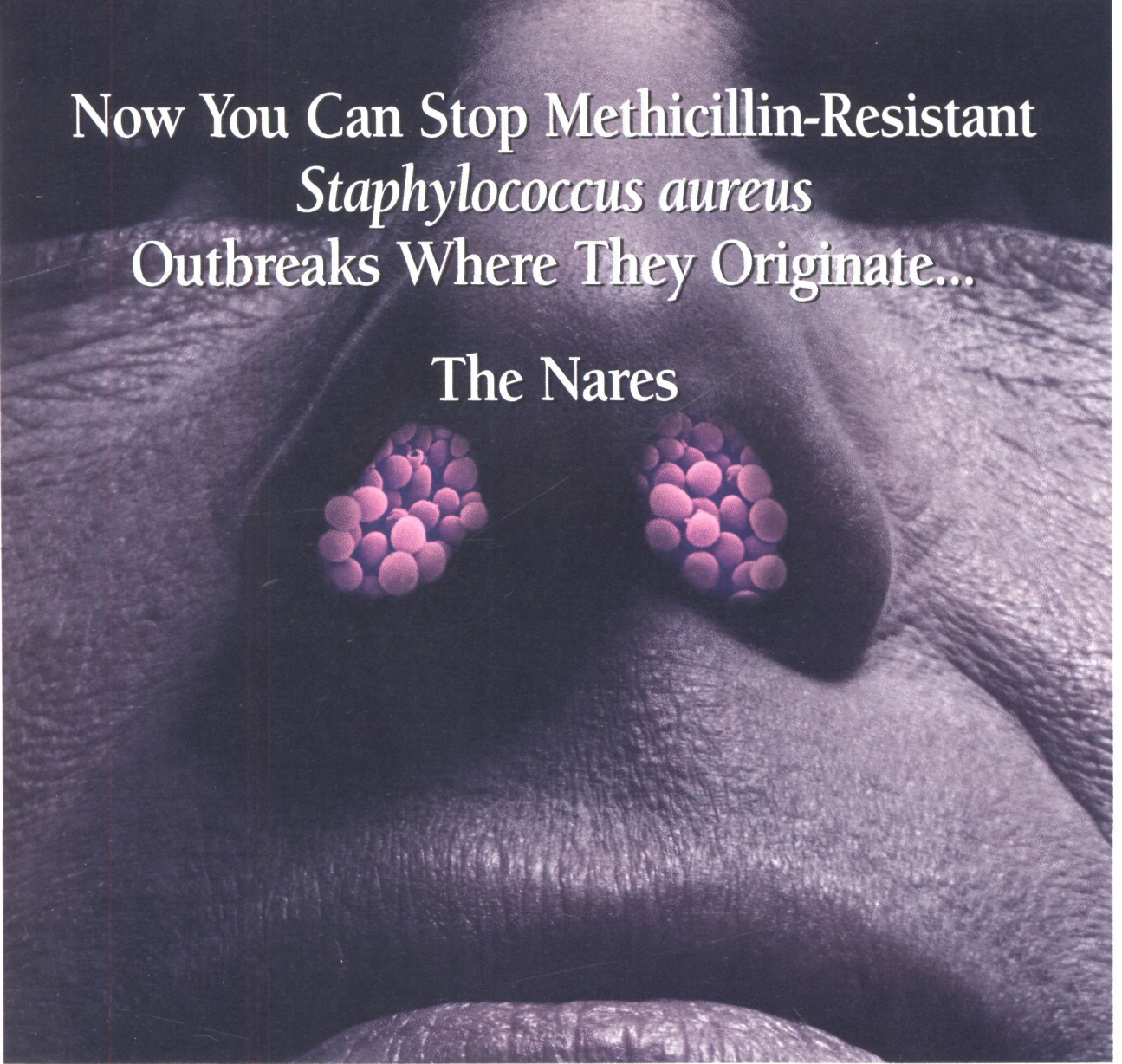
Kathy Huntley

Classified/Recruitment Sales Representative

Kelly Wark

Now You Can Stop Methicillin-Resistant *Staphylococcus aureus* Outbreaks Where They Originate...

The Nares



- *Bactroban* Nasal is indicated for eradication of nasal colonization with methicillin-resistant *S. aureus* (MRSA) in adult patients and healthcare workers as part of a comprehensive infection control program to reduce the risk of infection among high-risk patients during MRSA outbreaks.¹
- May reduce costs associated with MRSA outbreak control²
- Excellent safety profile¹

Single-use tube
(actual size)



Please see brief summary of prescribing information on adjacent page.

References: 1. Bactroban® Nasal prescribing information, 1995. 2. Costs based on 1995 Average Wholesale Price of regimens recommended in Special Feature: ASHP therapeutic guidelines on nonsurgical antimicrobial prophylaxis. *Clin Pharm.* 1990;9:428.

SB SmithKline Beecham
Pharmaceuticals

BN4487 ©SmithKline Beecham, 1997 Philadelphia, PA

<https://doi.org/10.1017/S0195941700067643> Published online by Cambridge University Press

Bactroban[®]
Nasal mupirocin
calcium

2% ointment for intranasal use

INFECTION PROTECTION IN A TUBE

BACTROBAN® NASAL (mupirocin calcium ointment), 2%
Brief summary. For complete prescribing information, see package insert.

INDICATIONS AND USAGE

Bactroban Nasal is indicated for eradication of nasal colonization with methicillin-resistant *Staphylococcus aureus* in adult patients and health care workers as part of a comprehensive infection control program to reduce the risk of infection among patients at high risk of methicillin-resistant *S. aureus* infection during institutional outbreaks of infections with this pathogen.

NOTE:

- (1) There are insufficient data at this time to establish that this product is safe and effective as part of an intervention program to prevent autoinfection of high-risk patients from their own nasal colonization with *S. aureus*.
- (2) There are insufficient data at this time to recommend use of *Bactroban* Nasal for general prophylaxis of any infection in any patient population.
- (3) Greater than 90% of subjects/patients in clinical trials had eradication of nasal colonization 2 to 4 days after therapy was completed. Approximately 30% recolonization was reported in one domestic study within 4 weeks after completion of therapy. These eradication rates were clinically and statistically superior to those reported in subjects/patients in the vehicle-treated arms of the adequate and well-controlled studies. Those treated with vehicle had eradication rates of 5% to 30% at 2 to 4 days post-therapy with 85% to 100% recolonization within 4 weeks.

CONTRAINDICATIONS

Bactroban Nasal is contraindicated in patients with known hypersensitivity to any of the constituents of the product.

WARNINGS

AVOID CONTACT WITH THE EYES. Application of *Bactroban* Nasal to the eye under testing conditions has caused severe symptoms such as burning and tearing. These symptoms resolved within days to weeks after discontinuation of the ointment.

In the event of a sensitization or severe local irritation from *Bactroban* Nasal, usage should be discontinued.

PRECAUTIONS

General: As with other antibacterial products, prolonged use may result in overgrowth of nonsusceptible microorganisms, including fungi. (See DOSAGE AND ADMINISTRATION in complete prescribing information.)

Information for Patients: Patients should: apply approximately one-half of the ointment from the single-use tube directly into one nostril and the other half into the other nostril; avoid contact of the medication with the eyes; discard the tube after using; press the sides of the nose together and gently massage after application to spread the ointment throughout the inside of the nostrils; and discontinue using *Bactroban* Nasal and call a health care practitioner if sensitization or severe local irritation occurs.

Drug Interactions: The effect of the concurrent application of intranasal mupirocin calcium and other intranasal products has not been studied. Do not apply mupirocin calcium ointment, 2% concurrently with any other intranasal products.

Carcinogenesis, Mutagenesis, Impairment of Fertility:

Long-term studies in animals to evaluate carcinogenic potential of mupirocin calcium have not been conducted. Results of the following studies performed with mupirocin calcium or mupirocin sodium *in vitro* and *in vivo* did not indicate a potential for mutagenicity: rat primary hepatocyte unscheduled DNA synthesis, sediment analysis for DNA strand breaks, *Salmonella* reversion test (Ames), *Escherichia coli* mutation assay, metaphase analysis of human lymphocytes, mouse lymphoma assay, and bone marrow micronuclei assay in mice. Reproduction studies were performed in rats with mupirocin administered subcutaneously at doses up to 40 times the human intranasal dose (approximately 20 mg mupirocin per day) on a mg/m² basis and revealed no evidence of impaired fertility from mupirocin sodium.

Pregnancy: Teratogenic Effects. Pregnancy Category B.

Reproduction studies have been performed in rats and rabbits with mupirocin administered subcutaneously at doses up to 65 and 130 times, respectively, the human intranasal dose (approximately 20 mg mupirocin per day) on a mg/m² basis and revealed no evidence of harm to the fetus due to mupirocin. There are, however, no adequate and well-controlled studies in pregnant women. Because animal reproduction studies are not always predictive of human response, this drug should be used during pregnancy only if clearly needed.

Nursing Mothers: It is not known whether this drug is excreted in human milk. Because many drugs are excreted in human milk, exercise caution when *Bactroban* Nasal is administered to a nursing woman.

Pediatric Use: Safety in children under the age of 12 years has not been established. (See CLINICAL PHARMACOLOGY in complete prescribing information.)

ADVERSE REACTIONS

Clinical Trials: In clinical trials, 210 domestic and 2,130 foreign adult subjects/patients received *Bactroban* Nasal ointment. Less than 1% of domestic or foreign subjects and patients in clinical trials were withdrawn due to adverse events. In domestic clinical trials, 17% (36/210) of adults treated with *Bactroban* Nasal ointment reported adverse events thought to be at least possibly drug-related. The incidence of adverse events thought to be at least possibly drug-related that were reported in at least 1% of adults enrolled in domestic clinical trials were as follows: headache, 9%; rhinitis, 6%; respiratory disorder, including upper respiratory tract congestion, 5%; pharyngitis, 4%; taste perversion, 3%; burning/stinging, 2%; cough, 2%; and pruritus, 1%.

The following events thought possibly drug-related were reported in less than 1% of adults enrolled in domestic clinical trials: blepharitis, diarrhea, dry mouth, ear pain, epistaxis, nausea and rash. All adequate and well-controlled clinical trials have been performed using *Bactroban* Nasal ointment, 2% in one arm and the vehicle ointment in the other arm of the study.

OVERDOSAGE

Following single or repeated intranasal applications of *Bactroban* Nasal to adults, no evidence for systemic absorption of mupirocin was obtained.

Manufactured by **DPT Laboratories, Inc.**, San Antonio, TX 78215

Distributed by **SmithKline Beecham Pharmaceuticals**, Philadelphia, PA 19101

BN:L1

HATS OFF TO FIRST CLASS SERVICE

At SLACK Incorporated we believe our subscribers are first class people. That's why we do everything possible to publish first class journals. And, that's why we maintain a **TOLL-FREE CUSTOMER SERVICE HOTLINE**. For the first class customer service you deserve, call:

1-800-257-8290

Talk to a SLACK Customer Service Representative about:



Subscriptions.

Subscribing by phone is quick and easy: it only takes a minute and Visa and Mastercard are accepted.



Renewals.

Early subscription renewal helps avoid possible interruptions in service.



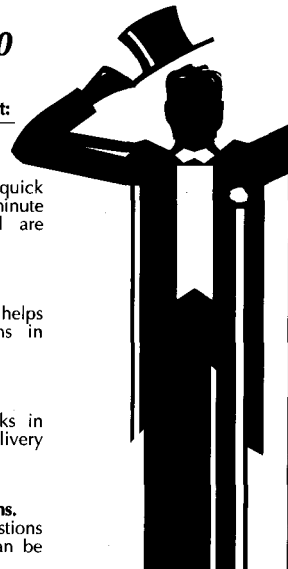
Change of Address.

Please notify us four weeks in advance to assure prompt delivery to your new address.



Questions or Problems.

Delivery problems or questions about your subscriptions can be handled instantly.



SLACK

6900 Grove Road, Thorofare, NJ 08086

Consumer Information Catalog

www.pueblo.gsa.gov

9 out of 10 mice prefer the Consumer Information Catalog online. Just point and click your way to www.pueblo.gsa.gov and you'll find more than 250 free publications ready to read or download.

U.S. General Services Administration

coagulase-negative
staphylococcus

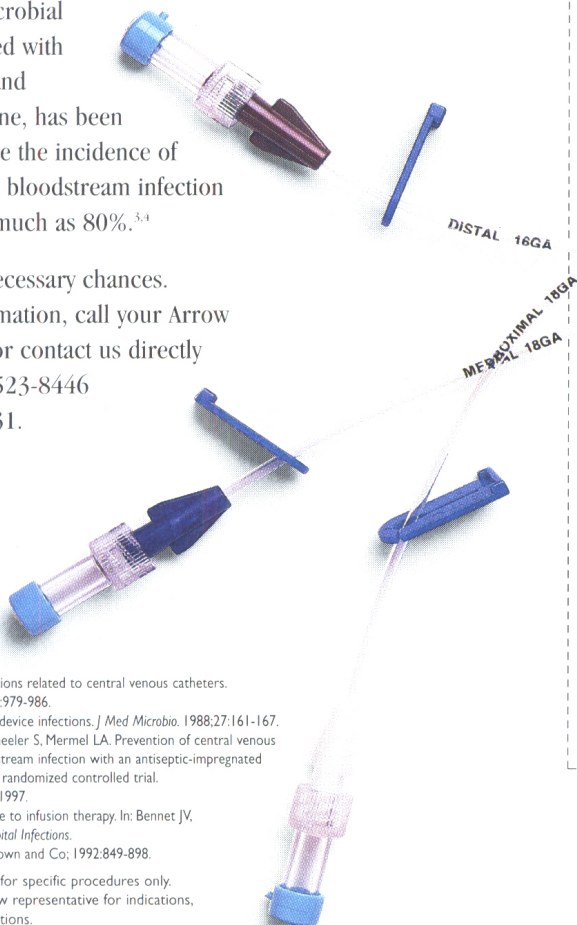
This bacterium can cost a life.

The only antimicrobial catheter that
can reduce the risk of catheter-related
nosocomial infections.

Central venous catheter-related nosocomial infections
occur at a rate of 3% to 12%,² with a 10-20% fatality rate.¹
Fortunately, there is a catheter that can help minimize this
risk and its associated costs in your hospital.

ARROWgard Blue[®],
the only antimicrobial
CVC impregnated with
chlorhexidine and
silver sulfadiazine, has been
shown to reduce the incidence of
catheter-related bloodstream infection
(CRBSI) by as much as 80%.^{3,4}

Don't take unnecessary chances.
For more information, call your Arrow
representative or contact us directly
by calling 800 523-8446
or 610 378-0131.



This Blue catheter can save it.

ARROW

INTERNATIONAL

Improving outcomes through catheter technology.

2400 Bernville Road, Reading, PA 19605, U.S.A.
Distribution worldwide.
Offices in Africa, Canada, Czech Republic, France,
Germany, Greece, Holland, Mexico, Spain and Japan.

www.arrowintl.com

1. Corona ML et al. Infections related to central venous catheters. *Mayo Clin Proc.* 1990;65:979-986.
2. Elliot TSJ. Intravascular-device infections. *J Med Microbiol.* 1988;27:161-167.
3. Maki DG, Stolz SM, Wheeler S, Mermel LA. Prevention of central venous catheter-related bloodstream infection with an antiseptic-impregnated catheter: a prospective randomized controlled trial. *An Int Med.* August 15, 1997.
4. Maki DG. Infections due to infusion therapy. In: Bennet JV, Brachman PS, eds. *Hospital Infections*. Boston, Mass: Little, Brown and Co; 1992:849-898.

This product is indicated for specific procedures only.
Please contact your Arrow representative for indications,
cautions and contraindications.

All rights reserved. ©1997 Arrow International, Inc.

<https://doi.org/10.1017/S0195941700067643> Published online by Cambridge University Press