

Pioneering Magnetic Work Omitted

To the Editor:

I am writing to protest the biased view taken by the editors and authors of the August 1993 *MRS Bulletin* on Materials Science in High Magnetic Fields. In particular, several misleading statements detract from the value of the volume as a reference work.

Perhaps the most important omission is that the pioneering work of the group of Prof. F. Herlach at the University of Leuven is almost totally ignored. This group trained many of the scientists whose work is cited, and unselfishly passed on technology and know-how to them. I am certain that the coils pictured on the front cover are the work of Prof. Herlach, and yet the fact is not acknowledged. The Leuven group also holds the record for the highest nondestructive pulsed field (73 T, I believe) and yet this fact is not mentioned. There are numerous other instances.

In another section (page 46), rather

indifferent data for a GaAs-(Ga,Al)As heterojunction and a crystal of κ -(BEDT-TTF)₂KHg(NCS)₄ are displayed; the intention seems to be to demonstrate the "state of the art." Workers at Leuven obtained superior data on both systems at lower temperatures (down to 300 mK) combined with higher magnetic fields (up to 50 T), and their work has been reported in the scientific press.¹⁻³

In addition to these omissions, the explanation given in the text for the kink feature in κ -(BEDT-TTF)₂KHg(NCS)₄ has been discredited for a number of years (see e.g. M.V. Kartsovnik, A.E. Kovalev and N.D. Kushch, *J. Phys. I France*, **3**, 1187 (1993) and references therein).

Many workers in the field will spot these and other omissions and will wonder if a political point was being made by the authors. I hope that this was not the case. I believe that at the very least Prof. Herlach deserves an apology.

1. J.R. Mallett, P.M.W. Oswald, R.G. Clark, M. van der Burgt, F. Herlach, J.J. Harris, and C.T. Foxon, Springer Series in Solid State Physics **101** (1992) p. 277.

2. F. Herlach, M. van der Burgt, L. Deckers, G. Heremans, G. Pitsi, L. van Bockstal, S. Ashkenazy, R.G. Clark, H. Jones, and J. Mallett, *Physica B* **277** (1992) p. 63.

3. J. Singleton, F.L. Pratt, M. Doporto, J.M. Caulfield, S.O. Hill, T.J.B.M. Janssen, I. Deckers, G. Pisi, F. Herlach, W. Hayes, J.A.A.J. Perenboom, M. Kurmoo, and P. Day, *Physica B* **184** (1993) p. 470-480.

John Singleton
University of Oxford
Department of Physics
Oxford, United Kingdom

(Letters are continued on p. 6)

Spectroscopic Ellipsometry

**Automated Variable
Angle for Ex Situ**



**44 Simultaneous Wavelengths
for In Situ and Control**



**Determine: - Film Layer Thickness - Optical Constants
- Surface and Interface Roughness - Void Fractions**

Software for Multilayer Analysis

- Microsoft Windows Environment - Extensive Graphics - Combines Ellipsometric with Spectrophotometric Data Analysis - Sophisticated Analysis Capabilities - Real Time Analysis for in situ
- Dispersion Relations and Effective Medium for Multiple Constituents - Sensitivity Analysis



J. A. Woollam Co., Inc.

650 J Street, Suite 39/Lincoln, NE 68508

Ph: 402-477-7501 / Fax: 402-477-8214

Please visit Booth No. 115 at the MRS Equipment Exhibit/Table Top Display in Boston, Nov. 30-Dec. 2, 1993.

Circle No. 6 on Reader Service Card.

To the Editor:

In the *MRS Bulletin* on Materials Science in High Magnetic Fields (August 1993), there are omissions regarding our research group which I should like to see amended.

On the cover and on page 57, there are pictures featuring coils that were designed and made at Leuven, and no reference is made to this fact. In the related article, there is not a single reference to our published work¹ regarding these high-performance coils which generate the highest nondestructive pulsed fields presently available (up to 72 T). The strong and essential support that we have given to the NHMFL (National High Magnetic Field Laboratory) in order to set up an experimental facility with capacitor-driven pulsed magnets is not mentioned. We were approached by the director and colleagues from the NHMFL to engage in a collaboration with them. In response, we have freely shared our expertise and we have accommodated researchers from NHMFL at our laboratory to assist in winding these coils and thus get hands-on experience. There is just one rather funny sentence

(p. 57) stating that the Katholieke Universiteit at Leuven has been making successful coils with glassfibres...

In the article "Science and Techniques Using Pulsed Magnetic Fields" (p. 44), there is a figure showing the quantum Hall effect and magnetoresistance in organic conductors, and it is claimed that the "quasistationary fields" at Amsterdam are particularly well suited for these experiments. It is not mentioned that the pioneering work in both research areas was done at Leuven, where excellent results were obtained both in higher fields and at lower temperatures (³He)^{2,3}. It appears that research in nondestructive pulsed magnetic fields generated by capacitor discharges is not covered at all, although this makes up for the vast majority of experiments in the highest fields published so far. This includes the excellent work going on at INSA Toulouse for many years. Many laboratories are now engaged in this type of work, among others at MIT which has a long standing tradition, at Bell Laboratories, the universities of Osaka and Kobe, ISSP Tokyo, IMR Sendai, NRIIM Tsukuba, Clarendon Laboratory

Oxford, University of Bristol, University of New South Wales, and the Humboldt University Berlin. Many papers have been published reporting excellent results.⁴⁻⁷ One would expect this to be mentioned in a review on research in strong pulsed magnetic fields.

1. L. Van Bockstal et al., *Meas. Sci. and Technol.* **2** (1991) p. 1159-1164.
2. J. Singleton et al., *Physica B* **184** (1992) p. 470-480.
3. J.R. Mallett et al., in Reference 5, p. 277-287.
4. HFM-88 Leuven, *Physica B* **155** (1989) p. 3-439.
5. Würzburg 1990, *Springer Series in Solid State Sciences* **101** (1992) p. 1-695.
6. RHMF Amsterdam, *Physica B* **177** (1992) p. 3-530.
7. Yamada XXXIII, *Physica B* **184** (1993) p. 1-533.

Fritz Herlach
Katholieke Universiteit Leuven
Laboratorium voor
Lage Temperaturen en
Hoge-Veldenfysika
Leuven, Belgium

Response:

The letters from John Singleton and Fritz Herlach comment on the content of the August 1993 *MRS Bulletin*, for which I served as the guest editor. The aim of this special issue was to communicate to the broad materials science community reached by MRS the excitement and growth of magnetic and magnet-related materials research and applications. The desire of Profs. Singleton and Herlach to give more exposure to the research done at the Katholieke Universiteit Leuven using high magnetic fields speaks to the very point of the August issue. Publication of these letters by the *MRS Bulletin* editors is appropriate and furthers the communication of the growing role of high magnetic field research.

The format of the *MRS Bulletin* is not that of a typical reference work. High-field magnet facilities exist and are being upgraded in many countries. In this issue, we did not catalogue all of those capabilities or include all of the latest advances normally addressed by a reference work. References were given to a number of recent publications where interested readers could obtain much of this information.

We learned of the achievement of the Leuven group in producing nondestructive pulsed fields up to 72 T after the August *MRS Bulletin* issue was already in press. We congratulate them on this achievement as they join other laboratories such as AT&T Bell, MIT, and Osaka

FROM CIRCUIT BOARDS TO SURF BOARDS...


Crane has the nonwovens technology and the entrepreneurial mind-set to provide uncommon solutions for a spectrum of design concepts. Offering a full line of Craneglas™ fiberglass nonwovens — plus the unique flexibility and control afforded by the wetlay process, Crane can tailor material performance exactly to your needs.

**Challenge us with your
most demanding
application requirements:
Call (413) 684-2600.**



Circle No. 7 on Reader Service Card.

THE BEST WAY TO GET AN ANGLE ON CRYSTALS.



High resolution, electron microdiffraction analysis may require several tilt angles.

Please visit Booth No. 3 and Table No. 32 at the MRS Equipment Exhibit/Table Top Display in Boston, Nov. 30–Dec. 2, 1993.

If you need to determine elemental composition and molecular or atomic structure of crystals in minerals, metals, ceramics or polymers, our JEM-2010 is the best high resolution, analytical microscope for the job.

The JEM-2010 is a 200 kV TEM with superior optics and high probe current. It is optimized for analytical performance

not only in the analytical configuration, but also in the ultra-high resolution configuration as well.

With the EDS accessory, elemental analyses may be performed using probes as small as 10Å.

Equipped with the interchangeable, high resolution pole piece, the JEM-2010 is also an ultra-high resolution microscope with 1.9Å resolution over 20° of tilt and an x-ray collection angle of 0.12 steradians.

10Å

30°

Equipped with EDS, the JEM-2010 is capable of high sensitivity elemental analyses using probes as small as 10Å in diameter.

With its analytical pole piece, it offers 2.3Å resolution over 30° of tilt and an x-ray collection angle of 0.13 steradians. That is the best combination of analytical features of any instrument in the 200 kV class.

But the JEM-2010 is more than an analytical microscope.



High sensitivity elemental analysis is possible with the addition of an EDS system.

For purposes of analyzing obliquely oriented crystalline material in metal, mineral, ceramic or polymer matrices, the JEM-2010 offers 2.3Å resolution with a tilt angle of ± 30 degrees.

Let us tell you more. Call (508) 535-5900. Or write JEOL USA, Inc., 11 Dearborn Road, Peabody, MA 01960.



JEM-2010 Transmission Electron Microscope



Circle No. 8 on Reader Service Card.

University, who have reached over 70 T using closely related magnet technologies.

The cover of the August issue shows an experimental magnet station at the National High Magnetic Field Laboratory (NHMFL) in Los Alamos. Pictured are several commercial instruments and equipment with a 50 T magnet hidden somewhere in a pool of liquid nitrogen. We chose to make no reference to the origins of any of the equipment in the photograph. On page 57, the magnet shown in Figure 1 was made through a collaboration between Leuven and NHMFL. The caption should correctly have read, "Magnet coil tested at Eglin Air Force Base, Florida. The coil, made from ETP copper and wound at Katholieke Universiteit Leuven by NHMFL and Leuven staff, self-destructed at 57–58 T." This omission was an editorial oversight which I am pleased to correct.

Don M. Parkin
Guest Editor
MRS Bulletin
August 1993

The *MRS Bulletin* invites readers to send letters to the editor. Letters must be signed and should include affiliation, address, and phone number. Short, typed letters are preferred. Mail or fax letters to:

Editor
MRS Bulletin
Materials Research Society
9800 McKnight Road
Pittsburgh, PA 15237-6006
FAX: (412) 367-4373



SALE! SALE! SALE! SALE!

**SAVE 30%—76% with the
MRS BOOK SALE**

88 Different Books

All titles only \$17.50—
and get 1 FREE with every
4 you buy!

*Supplies are limited—
for more information call
(412) 367-3012 or circle
reader service card
no. 126 today!*

MeV Ion Beam Systems and Components

The Pelletron Accelerator Systems range in terminal potential from 100 kV to 25 MV for RBS, PIXE, AMS, and NRA and other applications. The NEC beam line components are ultra-high vacuum compatible. The NEC acceleration tubes are metal-ceramic bonded and fully bakeable. All NEC valves are metal sealing.

- Beam Steerers
- Raster Scanners
- Slit Systems
- Faraday Cups
- All Metal Valves
- Fast Closing Valves
- Ion Sources
- RBS and PIXE
- Beam Profile Monitors
- Electrostatic Lenses
- Beam Line Insulators
- Foil/Target Changers
- Gas Metering Valves
- Titanium Sublimators
- Accelerator Tubes
- Light Link Systems

Systems and components in 36 countries.



National Electrostatics Corp.


Grabner Road, Box 310

Middleton, Wisconsin 53562-0310


Tel. 608/831-7600 • Telex 26-5430 • Fax 608/256-4103



3 MV Tandem Pelletron, Model 9SDH-2



Single Ended Pelletron, Model 3UH




Faraday
Cups



Slits



Valves



Beam Profile
Monitors

Please visit Booth No. 708 at the MRS Equipment Exhibit/
Table Top Display in Boston, Nov. 30–Dec. 2, 1993.

Circle No. 9 on Reader Service Card.

FULL SPECTRUM FIDELITY



PRISM™

Digital Pulse Processing for EDS

What the CD did for music, the PRISM Digital Spectrometer will do for X-ray analysis.

Noise-free digital signal processing provides extraordinary enhancement in the quality of detector performance.

This landmark development in X-ray pulse processing gives substantial improvements in

sensitivity, precision and total detection efficiency for **all** elements while increasing the productivity of the microanalysis laboratory.

In the future, all EDS systems will use Digital Pulse Processing . . .

PGT brings it to you TODAY!

Please visit Booth No. 933-934 at the MRS Equipment Exhibit/Table Top Display in Boston, Nov. 30–Dec. 2, 1993.

For Information on the PRISM Digital Detector and the New IMIX-XD™ Microanalysis System contact Princeton Gamma-Tech

PGT Leader from the beginning...Committed to stay in front!

Princeton Gamma-Tech, Inc.
1200 State Road
Princeton, NJ 08540
TEL: (609) 924-7310
FAX: (609) 924-1729
TELEX: 834486PGTUSA

PGT UK, Ltd.
2, the Metro Centre
Welbeck Way, Woodston
Peterborough, PE2 7UH
TEL: 733 391-811
FAX: 733 391-020



Circle No. 10 on Reader Service Card.