

ic

**INFECTION
CONTROL**®

May/June 1980

Volume 1/Number 3

Editorial

The Booster Effect—A Problem for Surveillance of Tuberculosis in Hospital Employees

John E. McGowan, Jr., M.D.

Original Articles

Hospital Costs of Nosocomial Infections: A Prospective Three-Month Study in a Community Hospital

William E. Scheckler, M.D.

Topical Antibiotic Ointments for Staphylococcal Nasal Carriers: Survey of Current Practices and Comparison of Bacitracin and Vancomycin Ointments

Charles S. Bryan, M.D.; Rachel S. Wilson, B.A.; Patsy Meade, B.S., M(ASCP); and Louise G. Sill, B.S., R.N.

Susceptibility of Nosocomial Urinary Tract Infections Caused by Multiply Resistant Gram-Negative Bacilli: Potential Use of Antimicrobials "Resistant" by Disc-Diffusion Testing for Controlling Epidemics

Walter E. Stamm, M.D.; Joseph Arbaczawski, M.S.; Donald C. Mackel, M.S.; and Roger L. Anderson, Ph.D.

Review Articles

Nosocomial Viral Infections: II. Guidelines for Prevention and Control of Respiratory Viruses, Herpesviruses, and Hepatitis Viruses

William M. Valenti, M.D.; Robert F. Betts, M.D.; Caroline Breese Hall, M.D.; Jerome F. Hruska, M.D., Ph.D.; and R. Gordon Douglas, Jr., M.D.

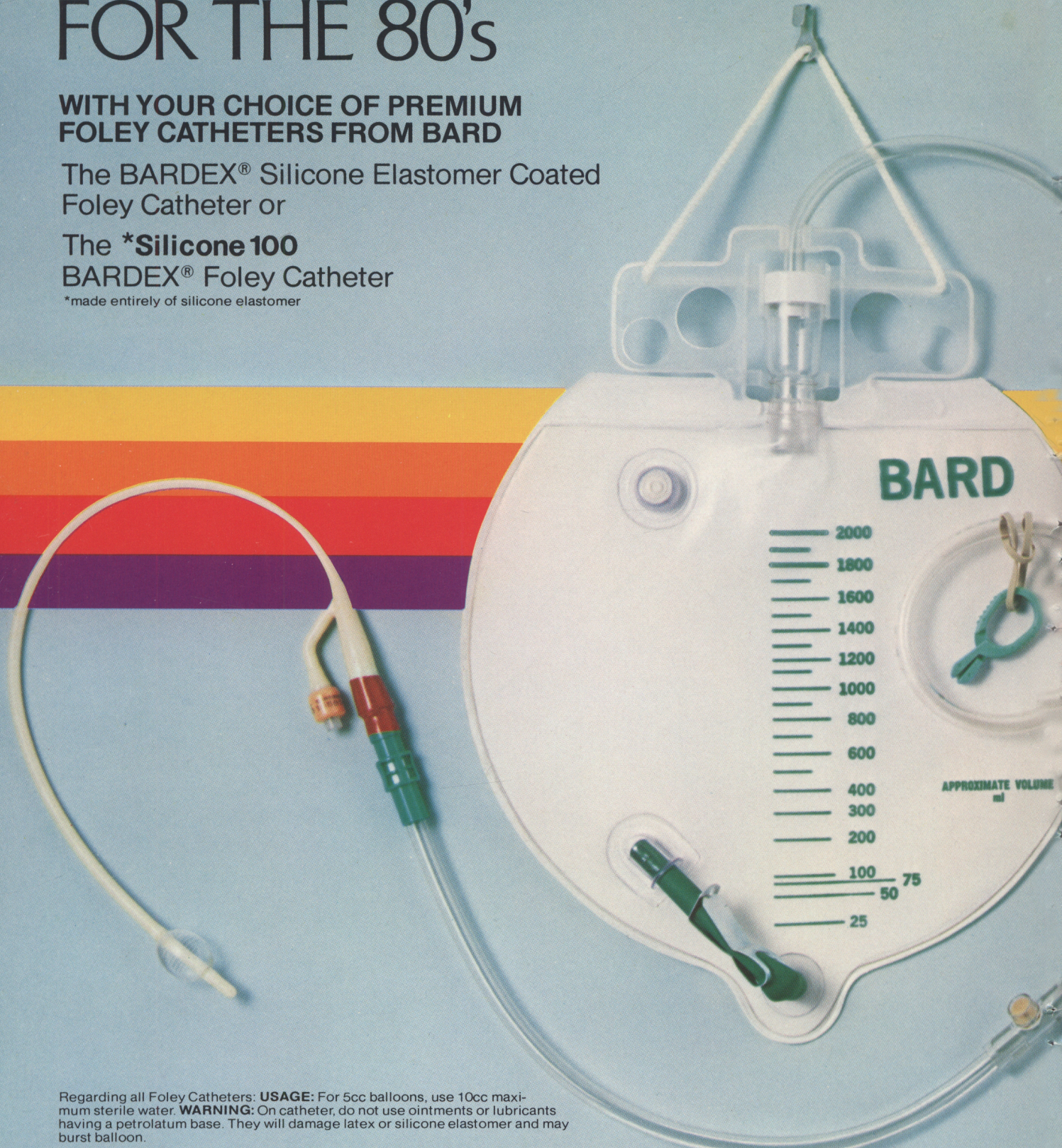
NOW A CENTER ENTRY URINARY DRAINAGE BAG FOR THE 80's

WITH YOUR CHOICE OF PREMIUM
FOLEY CATHETERS FROM BARD

The BARDEX[®] Silicone Elastomer Coated
Foley Catheter or

The ***Silicone 100**
BARDEX[®] Foley Catheter

*made entirely of silicone elastomer



Regarding all Foley Catheters: **USAGE:** For 5cc balloons, use 10cc maximum sterile water. **WARNING:** On catheter, do not use ointments or lubricants having a petrolatum base. They will damage latex or silicone elastomer and may burst balloon.


Regarding all Drainage Bags and Foley Catheters: **CAUTION:** Federal (U.S.A.) Law restricts these devices to sale by or on the order of a physician.

...IN A TRAY FROM BARD

THE BARD® CENTER ENTRY URINARY DRAINAGE BAG

- Round Profile/Center Entry
- Easier to Empty
- Prevents Pooling
- Better Balance

WITH THESE SPECIAL INFECTION CONTROL FEATURES



A. Exclusive BARD® Tamper-Evident Seal†

Assures a Continuous, Unbroken Catheter/Bag Link-up
Permits Opening When Needed

B. Redesigned Anti-Reflux Valve

Prevents Urine Reflux in Any Bag Position

C. Catheter Care Starter Kit

Povidone-Iodine Ointment, 4" x 4" Pad and Instructions

PLUS These Special Features

- Walleled Latex Gloves
- Patient Education Booklet
The Basics of Proper Bladder Drainage
- Calibrated Specimen Container
- 10cc Sterile Lubricant in Dispenser
- With all components sequence-packed for
Foley catheterization procedure.

† patent pending



BARD UROLOGICAL DIVISION

C.R. Bard, Inc., 111 Spring Street, Murray Hill, N.J. 07974


World Leader in Urinary Drainage Systems

© C.R. Bard, Inc.

0226

Chaston announces an important development:

Now wash your hands with a soapless, gentle to the skin cleansing bar containing povidone-iodine



Ever since povidone-iodine was compounded—more than 20 years ago—a number of companies have attempted to produce a hard milled bar containing povidone-iodine.

Chaston introduces the Povadyne® Cleansing Bar, containing povidone-iodine, U.S.P. 5%. The Povadyne® Cleansing Bar is patented. (U.S. Patent #4,130,640)

Significantly Reduces Microbial Flora on the Skin

In an in vivo test the Povadyne® Cleansing Bar reduced, on average, the microbial flora on the skin by 99%.

Superior to Other Handwashing Materials

In vitro documentation demonstrates that the Povadyne® Cleansing Bar is more effective than other handwashing materials against a broad spectrum of gram positive and gram negative bacteria, including Pseudomonas, and Staphylococcus.

Unparalleled Convenience

Many hospital personnel prefer a convenient bar cleanser for handwashing even when a microbicidal liquid cleanser is present. Chaston's Povadyne® Cleansing Bar is the only povidone-iodine microbicidal skin cleanser in a convenient hard milled bar form. The Cleansing Bar has full sudsing action for effective lathering.

Gentle to the Skin

Chaston's Povadyne® Cleansing Bar is non-alkaline; it is virtually non-irritating to the skin.

Cost Effective

Each 3/4 oz. Cleansing Bar allows numerous handwashes. Approximate cost—less than 1¢ per handwash.

Send for Free Sample and Test Data Report

The Povadyne® Cleansing Bar can be an important element in your infection control program. Send for a free sample to see how convenient it is. You will also receive a Test Data Report that demonstrates how effective the Cleansing Bar is.



Free Sample

and Test Data Reports
Please send me a Free sample of the Povadyne® Cleansing Bar and a copy of the Test Data Report.

IC-580

Name _____ Title _____
Dept. _____ Tel. No. _____
Hospital _____
Address _____
City _____ State _____ Zip _____

Chaston

medical and surgical products



TABLE OF CONTENTS

INFECTION CONTROL[®]

ISSN-0195-9417

May/June 1980

Volume 1/Number 3

Editorial

The Booster Effect—A Problem for Surveillance of Tuberculosis in Hospital Employees

John E. McGowan, Jr., M.D. 147

Hospital Costs of Nosocomial Infections:

A Prospective Three-Month Study in a Community Hospital

William E. Scheckler, M.D. 150

Topical Antibiotic Ointments for Staphylococcal Nasal Carriers: Survey of Current Practices and Comparison

of Bacitracin and Vancomycin Ointments

Charles S. Bryan, M.D.; Rachel S. Wilson, B.A.;

Patsy Meade, B.S., M(ASCP); and Louise G. Sill, B.S., R.N. 153

Susceptibility of Nosocomial Urinary Tract Infections Caused by Multiply Resistant Gram-Negative Bacilli:

Potential Use of Antimicrobials "Resistant" by

Disc-Diffusion Testing for Controlling Epidemics

Walter E. Stamm, M.D.; Joseph Arbaczawski, M.S.;

Donald C. Mackel, M.S.; and Roger L. Anderson, Ph.D. 157

Nosocomial Viral Infections: II. Guidelines

for Prevention and Control of Respiratory

Viruses, Herpesviruses, and Hepatitis Viruses

William M. Valenti, M.D.; Robert F. Betts, M.D.;

Caroline Breese Hall, M.D.; Jerome F. Hruska, M.D., Ph.D.;

and R. Gordon Douglas, Jr., M.D. 165

Departments

New Developments in Infection Control 143 Book Review 196

Information for Authors 183 Letters to the Editor 198

The Law and Infection Control 190 New Products and Services 200

Applied Statistics in Infection Control 185 Index to Advertisers 202

Calendar of Events 194

Publisher: Infection Control is published bimonthly by Charles B. Slack, Inc., 6900 Grove Road, Thorofare, New Jersey 08086. Telephones: Thorofare (609) 848-1000; New York (212) 285-9777.

Copyright 1980. Published bimonthly by Charles B. Slack, Inc., 6900 Grove Road, Thorofare, New Jersey 08086; telephone (609) 848-1000. All rights reserved. No part of this publication may be reproduced without written permission from the publisher.

Subscriptions; Subscription requests should be addressed to the publisher. Annual subscription price is: Individual, One year—\$18.00; Two years—\$34.00; Three years—\$50.00. All subscriptions, without exception, will start with the first issue published after the order is received. Back copies are available, but must be purchased separately. Cost per individual copy is \$4.00. All orders for individual issues must be accompanied by payment.

Change of address: Notice should be sent to the publisher six weeks in advance of effective date. Include old and new addresses with zip codes. The publisher cannot accept responsibility for undelivered copies. Controlled circulation postage is paid at Thorofare, New Jersey 08086.

BPA audit applied for.

Now, more economical than ever...


SteriGage™

Steam Sterilization Indicator

Time, temperature, and steam at a glance.

Accurate

The SteriGage Indicator provides accurate results by integrating time, temperature, and steam just as live spore strips do. The SteriGage Indicator is accurate to $\pm 1.5^{\circ}\text{C}$ at 121.1°C (250°F).



Versatile

The SteriGage Indicator can be used in every steam sterilizer in your hospital, including flash sterilizers. It also works at all normal sterilization temperatures, eliminating multiple inventories.



Immediate

The SteriGage Indicator provides instant readouts—no incubation period required.



Precise

The SteriGage Indicator has a precise endpoint that clearly indicates whether conditions for steam sterilization have been met. No reader interpretation is necessary.



© 1979 ORGANON INC.
ORG-7130



Only a device like the SteriGage Indicator, based on migration of a melted chemical, can integrate small changes in time and temperature in saturated steam.

Distributed by:
Organon Hospital Products
Organon Inc.
West Orange, NJ 07052



A PART OF AkzoNobel



**INFECTION
CONTROL**

EDITORIAL BOARD

EDITOR

Richard P. Wenzel, MD
Charlottesville, Virginia

ASSOCIATE EDITORS

Sue Crow, RN, BS
Shreveport, Louisiana
Dennis G. Maki, MD
Madison, Wisconsin
John E. McGowan, Jr., MD
Atlanta, Georgia
William Schaffner, MD
Nashville, Tennessee

EDITORIAL ADVISORY BOARD

Robert C. Aber, MD
Hershey, Pennsylvania
Stephen Bowen, MD
Philadelphia, Pennsylvania
John P. Burke, MD
Salt Lake City, Utah
Laurence M. Cortez, MD
New Orleans, Louisiana
Harvey A. Elder, MD
Loma Linda, California
Frank B. Engley, Jr., PhD
Columbia, Missouri
Peter C. Fuchs, MD, PhD
Portland, Oregon
Richard A. Garibaldi, MD
Salt Lake City, Utah
Donald A. Goldmann, MD
Boston, Massachusetts
Dieter H.M. Groschel, MD
Charlottesville, Virginia

Peter Gross, MD
Hackensack, New Jersey
Karen Hadley, RN
New Orleans, Louisiana
Cyrus C. Hopkins, MD
Boston, Massachusetts
Ronald Jones, MD
Clackamas, Oregon
Allen Kaiser, MD
Nashville, Tennessee
Harold Laufman, MD, PhD
Bronx, New York
Jack L. LeFrock, MD
Albany, New York
Barbara McArthur, RN, BSN, MS,
PhD
Detroit, Michigan
Rob Roy MacGregor, MD
Philadelphia, Pennsylvania
C. Glen Mayhall, MD
Richmond, Virginia
Harry C. Nottebart, Jr., JD, MD
Richmond, Virginia
Charles A. Osterman, RN
Charlottesville, Virginia
Karen Paul, BA
Philadelphia, Pennsylvania
William E. Scheckler, MD
Madison, Wisconsin
Robert J. Shannon, MS
Boston, Massachusetts
Timothy R. Townsend, MD
Baltimore, Maryland
James Veazey, MD
Albany, New York
Kathy J. Wydra, RN
Rochester, New York



Charles B. Slack, Inc.
6900 Grove Road
Thorofare, New Jersey 08086

Editor-in-Chief
Kenton T. Finch
Managing Editor
Diana S. Wheeler
Marketing Director
Richard N. Roash
Advertising Sales Manager
David C. Townsend

KENDALL.

COMMITTED TO THE CHALLENGE OF DEVELOPING NEW PROGRAMS AND PRODUCTS TO REDUCE THE

And we're doing it! First with new programs such as our 3-part, educational film series on the control of urinary tract infection.

This professional in-service program deals with the principles and techniques for catheterization and catheter care.

Next there is our diverse and innovative line of CURITY Urological Products – from individual catheters and drainage bags to complete closed

INCIDENCE OF URINARY TRACT INFECTION.

system catheterization trays and catheter care kits – all designed and engineered

to guard against urinary tract infection.

Lastly, there are your Kendall representatives trained to provide professional instruction in product use to complement the features designed into CURITY Urological Products. Their services are available on a 3-shift basis for your entire nursing staff to help ensure a standardized approach to catheter care.



IC-580

Please have your representative contact me to view Kendall's 3-part urological educational series.

Please send me more information about the total CURITY Urological System from Kendall.

NAME _____

TITLE _____

HOSPITAL AFFILIATION _____


ADDRESS _____

CITY _____ STATE _____ ZIP _____

PHONE _____ CALL BETWEEN _____ AND _____

HM-2324

Mail to: The Kendall Company, Hospital Products,
One Federal Street, Boston, MA 02101 Attn: Marketing Services



CURITY
UROLOGICAL PRODUCTS

KENDALL
INNOVATORS IN PATIENT CARE



HOW DO YOU CHOOSE A GERMICIDE?

Most germicides begin to lose potency when diluted with tap water. Unless you consider your water's hardness you can be taking chances with deadly germs.

If you make the decision about which germicide to use in your health facility, ask yourself these questions:

1. Does your germicidal detergent work in your tap water? (Most germicides are tested in distilled water only.)
2. Is TB kill important to you?
3. Do you prefer a quat or a phenolic?
4. Do you prefer a soap-based or a synthetic-based germicidal detergent?
5. Do you want the added benefits of virucidal and fungicidal action?
6. Do you want a high dilution rate or a lower initial cost product?
7. Do you prefer bulk shipments or closed, ready-to-use packaging?

With the answers to these questions, your Vestal representative can assist you by chemically analyzing your water for quality and recommending a product that's compatible and effective in that water.

Once you have this information you can make a professionally sound decision based on the needs of your facility.

Proven products to fit your needs

Vestal manufactures a complete line of tap water-effective quats and phenolics. They are tested to be effective in distilled or tap water (AOAC 400 PPM as CaCO_3) and the results are clearly shown on the EPA approved labels. Check the label of your germicide to see if you're getting this kind of protection.

Free analysis and consultation

Act now for your water analysis and consultation... without obligation, of course. Complete the Reader Service Card or write Vestal Laboratories, 5035 Manchester Avenue, St. Louis, MO 63110, Attention, Germicidal Products Department.

The Standard
of Professionals



Vestal Laboratories, Division of Chemed Corporation

How many times a day do you change dressings? Six?

Op-Site[®] for dermal lesions

For decubitus ulcers, venous stasis ulcers, arterial insufficiency ulcers, traumatic lesions, diabetic ulcers, sickle cell ulcers, and oncologic lesions.

Op-Site: The different dressing for dermal lesions.


To avoid changing cuticular or decubitus ulcer dressings as many as six times a day, switch to a dramatically different kind of dressing: Op-Site, from Acme United. Op-Site can remain in place up to a week, with no need to expose the wound to bacteria or interrupt the healing process. Healing can take place more rapidly and patient discomfort and pain can be reduced.

Op-Site: For distinctly different nursing care of ulcers.

Op-Site can do the work of dozens of traditional bandages in a totally modern way. Op-Site is a transparent, hypoallergenic adhesive dressing that

lets the skin breathe normally while preventing the entry of water and bacteria. Op-Site speeds healing by holding in the moisture that's wicked off by traditional dressings. You can see through Op-Site so there's no need to disturb healing to check progress. And, with Op-Site you can easily bathe the patient, or provide other personal care, without creating a need for a dressing change.

Op-Site can even be used to prevent decubitus ulcers. For more details about Op-Site as a treatment dressing and as a preventive measure for bedridden patients, write us or contact your Acme United Sales Representative.



Acme United Corporation
Bridgeport, Connecticut 06609

Acme United Op-Site

A second skin when people need it most.

Op-Site is a registered trademark of Smith & Nephew Ltd., England. Op-Site is marketed by Acme United Corporation.

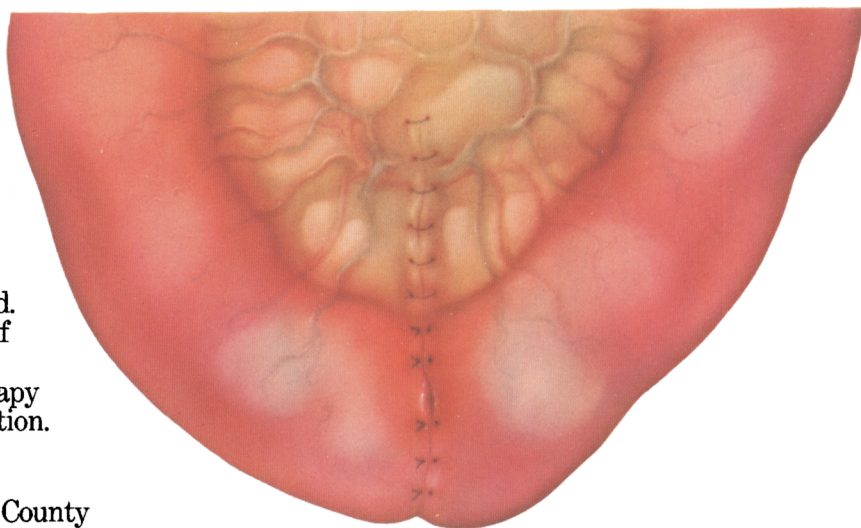
In serious intra-abdominal and pelvic infections...

The clinical importance and virulence of Bacteroides fragilis

Clinical importance of B. fragilis

Bacteroides fragilis is a major anaerobic pathogen in abdominal and pelvic infections. Both aerobes and anaerobes are involved in the majority of serious intra-abdominal and female pelvic infections. Therefore, early antimicrobial therapy against both pathogens should be considered.

Two studies have confirmed the value of including *Cleocin Phosphate*[™] (clindamycin phosphate injection, NF) as part of the therapy for serious intra-abdominal and pelvic infection.



Penetrating abdominal wounds

In a prospective, randomized study at Cook County Hospital, Chicago, 100 patients who had penetrating abdominal wounds, with spillage of bowel contents, were given kanamycin (0.5 gram q12h) and either clindamycin (600 mg q6h) or cephalothin (3 grams q6h).¹ The clindamycin/kanamycin-treated group showed significantly fewer episodes of septicemia or intra-abdominal sepsis. The higher complication rate in the cephalothin/kanamycin group was the result of infections due to anaerobic bacteria alone or a mixture of aerobes and anaerobes (see Table 1).

	Cephalothin/ Kanamycin	Clindamycin/ Kanamycin
Number of patients	52	48
Septic complications		
Septicemia	7	2
Intra-abdominal abscesses	7	3
Total complications	14	5

Postcesarean endomyometritis

In a prospective, randomized study at the University of Southern California Medical Center among

200 women who developed endomyometritis following cesarean section, the clinical response was more favorable in those receiving clindamycin (600 mg q6h) and gentamicin (60-80 mg q8h) than in those receiving penicillin (5 million units q6h) and gentamicin (60-80 mg q8h) (see Table 2).²

	Penicillin/ Gentamicin	Clindamycin/ Gentamicin
Number of patients	100	100
No response—third antibiotic required	29	5
Serious complications*	4	0
Mean duration of hospital stay (days)	8.7	7.4
Mean febrile degree hours	110	81
Mean febrile degree hours in eight patients who developed <i>Bacteroides</i> bacteremia	256.4 (n = 6)	73.4 (n = 2)

*1 patient with pelvic abscess, 1 with wound evisceration, and 2 with septic thrombophlebitis.

Adapted from Ledger et al.²

The foregoing studies suggest that early treatment with *Cleocin Phosphate* in combination with an aminoglycoside is effective therapy in these serious infections and can prevent progression to more complicated and disseminated infection.



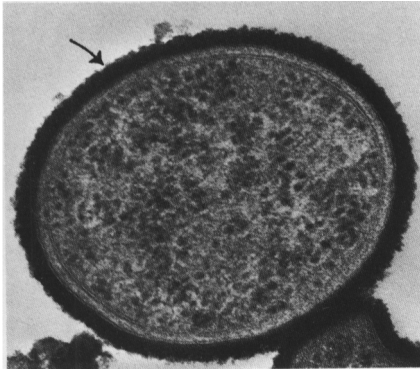
Virulence of *B. fragilis*

As clinical studies have shown, antibiotics active against *B. fragilis* must be instituted early in the course of therapy for serious pelvic and abdominal infection to prevent complications due to this organism.

Research is currently being conducted to better define the virulence of *B. fragilis*.

Specific antigenic marker

Investigators at the Harvard Medical School have identified a capsular polysaccharide on the outer membrane of *B. fragilis*. In an experimental model, an antibody response to this antigen was associated with *B. fragilis* infection. The clinical significance of this antibody-antigen relationship is unknown.



Electron micrograph of *B. fragilis* stained by standard techniques ($\times 120,000$). A capsular polysaccharide has been identified on the outer membrane (arrow).

A subsequent clinical study has shown that in the acute phase of pelvic inflammatory disease, women from whom *B. fragilis* was cultured after culdocentesis had a more significant change in antibody titer to the polysaccharide antigen than did women from whom *B. fragilis* was not isolated.

These data suggest that *B. fragilis* may play a significant role in acute pelvic inflammatory disease and may be involved early in the infectious process.

Antibiotic susceptibility

Cleocin Phosphate has maintained an excellent record of *in vitro* activity against *B. fragilis*.

If significant diarrhea or colitis occurs during therapy, this antibiotic should be discontinued (see WARNING box). A summary of prescribing information for *Cleocin Phosphate*—used in the treatment of serious infections due to anaerobic pathogens—can be found on the following page.

**For serious
anaerobic infections...**

Cleocin Phosphate™
(clindamycin phosphate injection, NF)

STERILE SOLUTION—FOR INTRAMUSCULAR AND INTRAVENOUS USE

Upjohn

Cleocin Phosphate™

(clindamycin phosphate injection, NF)
STERILE SOLUTION—FOR INTRAMUSCULAR AND INTRAVENOUS USE

WARNING

Clindamycin therapy has been associated with severe colitis which may end fatally. Therefore, it should be reserved for serious infections where less-toxic antimicrobial agents are inappropriate, as described in the INDICATIONS section. It should not be used in patients with nonbacterial infections, such as most upper respiratory tract infections. Studies indicate a toxin(s) produced by *Clostridia* is one primary cause of antibiotic-associated colitis. Cholestyramine and colestipol resins have been shown to bind the toxin in vitro. See WARNINGS section. The colitis is usually characterized by severe, persistent diarrhea and severe abdominal cramps and may be associated with the passage of blood and mucus. Endoscopic examination may reveal pseudomembranous colitis.

When significant diarrhea occurs, the drug should be discontinued or, if necessary, continued only with close observation of the patient. Large-bowel endoscopy has been recommended.

Antiperistaltic agents such as opiates and diphenoxylate with atropine (Lomotil) may prolong and/or worsen the condition.

Diarrhea, colitis, and pseudomembranous colitis have been observed to begin up to several weeks following cessation of therapy with clindamycin.

Each ml contains:

clindamycin phosphate equivalent to	150 mg
clindamycin	
benzyl alcohol	5 mg
disodium edetate	0.5 mg
water for injection	qs

When necessary, pH adjusted with NaOH and/or HCl.

Indications: Clindamycin is indicated in the treatment of serious infections caused by susceptible anaerobic bacteria.

Clindamycin is also indicated in the treatment of serious infections due to susceptible strains of streptococci, pneumococci, and staphylococci. Its use should be reserved for penicillin-allergic patients or other patients for whom, in the judgment of the physician, a penicillin is inappropriate. Because of the risk of colitis, as described in the WARNING box, before selecting clindamycin the physician should consider the nature of the infection and the suitability of less-toxic alternatives (eg, erythromycin).

Anaerobes: Serious respiratory tract infections such as empyema, anaerobic pneumonitis, and lung abscess; serious skin and soft-tissue infections; septicemia; intra-abdominal infections such as peritonitis and intra-abdominal abscess (typically resulting from anaerobic organisms resident in the normal gastrointestinal tract); infections of the female pelvis and genital tract such as endometritis, nongonococcal tubo-ovarian abscess, pelvic cellulitis, and postsurgical vaginal cuff infection.

Streptococci: Serious respiratory tract infections; serious skin and soft-tissue infections; septicemia.

Staphylococci: Serious respiratory tract infections; serious skin and soft-tissue infections; septicemia; acute hematogenous osteomyelitis.

Pneumococci: Serious respiratory tract infections.

Adjunctive Therapy: In the surgical treatment of chronic bone and joint infections due to susceptible organisms. Indicated surgical procedures should be performed in conjunction with antibiotic therapy.

Bacteriologic studies should be performed to determine the causative organisms and their susceptibility to clindamycin.

Contraindications: History of hypersensitivity to clindamycin or lincomycin.

Warnings: See WARNING box. Studies indicate a toxin(s) produced by *Clostridia* is one primary cause of antibiotic-associated colitis. Cholestyramine and colestipol resins have been shown to bind the toxin in vitro. Mild cases of colitis may respond to drug discontinuance alone. Moderate to severe cases should be managed promptly with fluid, electrolyte, and protein supplementation as indicated. Systemic corticoids and corticoid retention enemas may help relieve the colitis. Other causes of colitis should also be considered.

A careful inquiry should be made concerning previous sensitivities to drugs and other allergens. Antagonism has been demonstrated between clindamycin and erythromycin in vitro. Because of possible clinical significance, these two drugs should not be administered concurrently.

Usage in Pregnancy: Safety for use in pregnancy has not been established.

Usage in Newborns and Infants: When clindamycin phosphate is administered to newborns and infants, appropriate monitoring of organ system functions is desirable.

Nursing Mothers: Clindamycin has been reported to appear in breast milk in the range of 0.7 to 3.8 mcg/ml.

Usage in Meningitis: Since clindamycin does not diffuse adequately into the cerebrospinal fluid, the drug should not be used in meningitis.

SERIOUS ANAPHYLACTOID REACTIONS REQUIRE IMMEDIATE EMERGENCY TREATMENT WITH EPINEPHRINE. OXYGEN AND INTRAVENOUS CORTICOSTEROIDS SHOULD ALSO BE ADMINISTERED AS INDICATED.

Precautions: Review of experience to date suggests that a subgroup of older patients with associated severe illness may tolerate diarrhea less well. When clindamycin is indicated in these patients, they should be carefully monitored for change in bowel frequency. Prescribe with caution in individuals with a history of gastrointestinal disease, particularly colitis.

Do not inject intravenously as an undiluted bolus; infuse as directed in package insert. Indicated surgical procedures should be performed in conjunction with therapy. Patients with very

severe renal disease and/or very severe hepatic disease accompanied by severe metabolic aberrations should be dosed with caution and serum clindamycin levels monitored during high-dose therapy.

Prescribe with caution in atopic individuals. During prolonged therapy, periodic liver and kidney function tests and blood counts should be performed. Use may result in overgrowth of nonsusceptible organisms, particularly yeasts. Should superinfection occur, adjust therapy as clinical situation dictates. Clindamycin has been shown to have neuromuscular blocking properties that may enhance the action of other neuromuscular blocking agents. Use with caution in patients receiving such agents.

Adverse Reactions: **Gastrointestinal:** Abdominal pain, nausea, vomiting, and diarrhea. (See WARNING box.) **Hypersensitivity Reactions:** Maculopapular rash and urticaria have been observed. Generalized mild to moderate morbilliform-like skin rashes are the most frequently reported of all adverse reactions. Rare instances of erythema multiforme, some resembling Stevens-Johnson syndrome, have been associated with clindamycin. A few cases of anaphylactoid reactions have been reported. If a hypersensitivity reaction occurs, the drug should be discontinued. The usual agents (epinephrine, corticosteroids, antihistamines) should be available for emergency treatment of serious reactions. **Liver:** Jaundice and abnormalities in liver function tests have been observed during clindamycin therapy. **Hematopoietic:** Neutropenia, eosinophilia, agranulocytosis, and thrombocytopenia have been reported; no direct etiologic relationship to concurrent clindamycin therapy has been made. **Local Reactions:** Pain, induration, and sterile abscess have been reported after intramuscular injection, and thrombophlebitis after intravenous infusion. Reactions can be minimized or avoided by giving deep intramuscular injections and avoiding prolonged use of indwelling intravenous catheters. **Musculoskeletal:** Rare instances of polyarthritides have been reported.

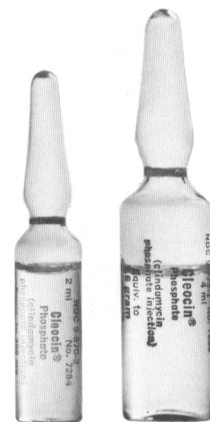
How Supplied: Available as sterile solution with each ml containing clindamycin phosphate equivalent to 150 mg clindamycin. Ampoules of 2 and 4 ml.

Caution: Federal law prohibits dispensing without prescription. MED B-7-S

References: 1. Thadepalli H, Gorbach SL, Broide PW, Norsen J, Nyhus L: Abdominal trauma, anaerobes, and antibiotics. *Surg Gynecol Obstet* 137:270-276, 1973. 2. DiZerega G, Yonekura L, Roy S, Nakamura RM, Ledger WJ: A comparison of clindamycin-gentamicin and penicillin-gentamicin in the treatment of postcesarean section endomyometritis. *Am J Obstet Gynecol* 134:238-242, 1979.

The Upjohn Company, Kalamazoo, Michigan 49001

Upjohn



For serious
anaerobic infections...

Cleocin Phosphate™
(clindamycin phosphate injection, NF)
STERILE SOLUTION—FOR INTRAMUSCULAR AND INTRAVENOUS USE

IS A 20% REDUCTION IN YOUR PREPPING COSTS WORTH 10 MINUTES OF YOUR TIME?



1. Would you like a more labor-saving and standardized prep?
_____Yes _____No
2. Would you like to recover all your prep costs?
_____Yes _____No
3. Would you like to decrease your usage of costly surgical gloves?
_____Yes _____No
4. Would you like to virtually eliminate the cost of bulk solutions in your O.R.?
_____Yes _____No
5. Would you like to show your administrator an effective cost containment program in prepping?
_____Yes _____No

If your answer to any of these questions is "yes," your hospital's cost-containment program can probably benefit by installing one of the Deseret O.R. E-Z PREP® Kit or Tray disposable systems.

Certainly, it's worth investigating. Ask your Deseret O.R. Representative to conduct an E-Z PREP® Cost-Effectiveness Study in your hospital, or simply clip and mail the coupon below.

Please write your name and hospital phone extension number on the coupon below, affix to your letterhead and mail. Our representative will contact you promptly.



To: Deseret Operating Room Products Division
P.O. Box 1506
Greenwood, South Carolina 29646 1C-580

Name _____

Phone Extension _____

DESERET
OPERATING ROOM PRODUCTS DIVISION
PARKE, DAVIS AND COMPANY
GREENWOOD, SOUTH CAROLINA 29646

CLEAN HANDS...
**illusion
or reality?**

NO NEED
TO GUESS WITH
HIBICLENS[®]

(chlorhexidine gluconate)

**ANTIMICROBIAL
SKIN CLEANSER**

EFFECTIVE

Rapid, persistent
antimicrobial action against a
wide range of microorganisms

VIRTUALLY NON-IRRITATING

Low sensitization potential

PLEASANT TO USE

Elegant feel, lightly scented—leaves skin
smooth and supple even with repeated use



STUART PHARMACEUTICALS | Division of ICI Americas Inc.
Wilmington, DE 19897



Say goodbye to the
"naked" thermometer...



...say hello to TEMP-AWAY
Thermometer Sheaths.

TEMP-AWAY Thermometer Sheaths are flexible plastic covers that help isolate the patient—and the medical practitioner—from direct contact with the thermometer and its possible contaminants.

TEMP-AWAY Sheaths are now being adopted by many medical institutions because they represent an important contribution to the control of infection... and cost.

The important benefits of TEMP-AWAY Thermometer Sheaths apply equally to any medical environment or situation. Accordingly, to enable you to evaluate TEMP-AWAY in your institution, we'll be happy to forward a working trial sample.

Please note: TEMP-AWAY Thermometer Sheaths are available in bulk as oral or pre-lubricated rectal sheaths or in several different kit configurations for single-patient use with either oral or rectal sheaths plus a thermometer in a protective plastic box.



BECTON-DICKINSON

Rutherford, New Jersey 07070
Division of Becton, Dickinson and Company

Free Samples!

Dept. TA 7
Becton-Dickinson
Rutherford, New Jersey 07070

Please forward a free trial sample of your TEMP-AWAY Thermometer Sheaths for my own evaluation.

I now use thermometer sheaths in my practice: yes no

Type of practice: _____

Title: _____

Dept.: _____

Organization: _____

Address: _____

IC

zip

The answer to a “good” specimen for urine C&S.



The B-D Urine C&S Kit.

Now you can virtually eliminate repeat mid-stream collections. It's simple. It's clean. And it insures a “good” specimen will get to the microbiology lab.

What is it?

The B-D Urine C&S Kit consists of a transfer device and an evacuated transport tube containing preservative fluid.

What's in it for you?


- **Less mess**—Virtually spill-proof transfer. Leak-proof in transport to the lab.
- **Less contamination hazard**—Closed system locks contaminants away from the specimen.

- **Works for catheter specimens, too**—Draw 5cc sample into a sterile syringe and inject into tube.
- **Less concern**—Requires no refrigeration if delivered to the lab the same day as collection.

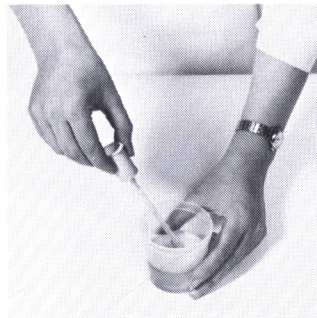
What's the secret?

It's a special “preservative fluid” that mixes with the urine specimen right after collection. Studies prove the new fluid prevents overgrowth of contaminants.*

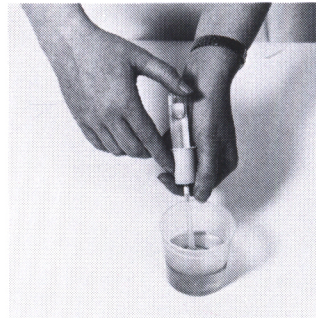
* Lauer BA, et al: Evaluation of preservative fluid for urine collected for culture. *J Clin Microbiol* 10:42, 1979



1. The B-D Urine C&S Kit



2. Collect a midstream urine sample in usual manner. Submerge tip of straw into the specimen.



3. Push tube all the way into holder. Hold in position until vacuum tube is exhausted. Tube holds 5cc of specimen.



4. Remove tube. Shake well to mix specimen with preservative fluid. Send to microbiology lab. If desired, specimen left in cup can be sent for urinalysis.

© 1980 Becton Dickinson and Company
B-D and VACUTAINER are trademarks of Becton Dickinson and Company.

AD097-1

Becton Dickinson VACUTAINER Systems

Rutherford, New Jersey 07070

**BECTON
DICKINSON**