

The Journal of Laryngology and Otology

EDITED BY
G. H. BATEMAN

ASSISTANT EDITOR
LIONEL TAYLOR

Contents

ENLARGED HEMILARYNGECTOMY (SUBTOTAL LARYNGECTOMY) WITH IMMEDIATE RECONSTRUCTION FOR ADVANCED CANCER OF THE LARYNX	J. Miodoński, J. Sekula and E. Olszewski
SUBMUCOSAL DISSECTION OF THE ESOPHAGUS DUE TO HÆMORRHAGE. A NEW RADIOGRAPHIC FINDING	B. Benjamin and T. J. Hanks
SUBGLOTTIC LIPOMA OF THE LARYNX (CASE REPORT AND LITERATURE REVIEW)	Aleksander Zakrzewski
FIBROSARCOMA OF THE LARYNX	Paul Flanagan, R. MCF. Cross and J. H. Libcke
LESIONS TO THE LARYNGEAL CARTILAGES CAUSED BY TRACHEOTOMY	DR. ANDRÁS POTONDI C. M. Eneroth
ONCOCYTOMA OF MAJOR SALIVARY GLANDS	
THE EFFECT OF RADIO-OPAQUE SUBSTANCES ON THE CILIATED EPITHELIUM OF THE TRACHEA OF RABBITS	Ch. Asprides and G. Adamopoulos
RECORDED SOUNDS FOR HEARING TESTS IN INFANTS	L. Fisch
SEROLOGY OF SYPHILIS	DR. INGLE WRIGHT ✓
CLINICAL RECORDS—	
A CASE OF ADVANCED INTRAORAL CARCINOMA SURVIVING TWELVE YEARS AFTER TOTAL MANDIBULECTOMY	H. Markowicz and E. Shanon
NEUROFIBROMATOSIS WITH GANGLIONEUROMA OF PHARYNX	B. S. Gill
FIBROSARCOMA OF THE TEMPORAL BONE	N. K. Apte
GENERAL NOTES	

London

Headley Brothers

109 Kingsway WC2

ADVERTISEMENTS

The Journal of Laryngology and Otology

(FOUNDED in 1887 by MORELL MACKENZIE and NORRIS WOLFENDEN)

EDITED BY

G. H. BATEMAN

ASSISTANT EDITOR
LIONEL TAYLOR

1. Original articles which have not been published elsewhere are invited and should be sent to the Editor. They are considered for publication on the understanding that they are contributed to this *Journal* solely. Reproduction elsewhere, in whole or in part, is not permitted without the previous written consent of the Author and Editor and the customary acknowledgment must be made.

2. Manuscripts should be typewritten, on one side only of the paper, and well spaced. Captions to illustrations should be typed on a separate sheet and sent at the same time as original photographs, etc.

The Harvard system of recording references should be used, e.g. GREEN, C., and BROWN, D. (1951) *J. Laryng.* 65, 33. Abbreviations of Journals should follow the style recommended in *World Medical Periodicals*, published by World Health Organization, 1952.

It is most important that authors should verify *personally* the accuracy of every reference before submitting a paper for publication.

3. Galley proofs and engraver's proofs of illustrations are sent to the author. Corrections, which should be kept to a minimum, must be clearly marked, and no extra matter added. Proofs should be returned within 5 days.

4. Illustration blocks will normally be held by the Printers for three years, after which they will be destroyed. Any author is entitled to have these returned to him, but a request for this must be sent within three years of the appearance of the article, to HEADLEY BROTHERS, 109 Kingsway, London, WC2. Coloured illustrations will be charged to authors, unless a special grant is authorized by the Editor.

5. Orders for reprints must be sent when returning galley proofs, and for this purpose special forms are supplied.

6. Authors of original communications on Oto-Laryngology in other journals are invited to send a copy, or two reprints, to the *Journal of Laryngology*. If they are willing, at the same time, to submit their own abstract (in English, French, Italian, or German) it will be welcomed.

7. Editorial communications may be addressed to THE EDITOR, *Journal of Laryngology*, c/o HEADLEY BROTHERS, 109 Kingsway, London, WC2.

8. The annual subscription is five guineas sterling (U.S.A. \$15) post free, and payable in advance.

9. Single copies will be on sale at 12s. 6d. each; copies of parts up to Vol. LXIII which are available may be purchased at 7s. 6d. each.

10. All subscriptions, advertising and business communications should be sent to the publishers, HEADLEY BROTHERS, 109 KINGSWAY, LONDON, WC2.

United States of America

Orders for this *Journal* may be sent through local booksellers, or to STECHERT-HAFNER, INC., 31-53 East 10th Street, New York, or direct to the publishers, HEADLEY BROTHERS, 109 KINGSWAY, LONDON, WC2, England.


© *Journal of Laryngology and Otology*, 1965

Please mention *The Journal of Laryngology and Otology* when replying to advertisements

CONTENTS

	PAGE
ENLARGED HEMILARYNGECTOMY (SUBTOTAL LARYNGECTOMY) WITH IMMEDIATE RECONSTRUCTION FOR ADVANCED CANCER OF THE LARYNX. J. Miodoński, J. Sekuła and E. Olszewski (<i>Cracow, Poland</i>)	1025
SUBMUCOSAL DISSECTION OF THE ŒSOPHAGUS DUE TO HÆMORRHAGE. A NEW RADIOGRAPHIC FINDING. B. Benjamin and T. J. Hanks (Sydney, Australia)	1032
SUBGLOTTIC LIPOMA OF THE LARYNX (CASE REPORT AND LITERATURE REVIEW). Aleksander Zakrzewski (Poznań, Poland)	1039
FIBROSARCOMA OF THE LARYNX. Paul Flanagan, R. McP. Cross and J. H. Libcke (Halton and Washington)	1049
LESIONS TO THE LARYNGEAL CARTILAGES CAUSED BY TRACHEOTOMY. Dr. András Potondi (Budapest)	1057
ONCOCYTOMA OF MAJOR SALIVARY GLANDS. C. M. Eneroth (Stockholm)	1064
THE EFFECT OF RADIO-OPAQUE SUBSTANCES ON THE CILIATED EPITHELIUM OF THE TRACHEA OF RABBITS. Ch. Asprides and G. Adamopoulos (Athens, Greece)	1073
RECORDED SOUNDS FOR HEARING TESTS IN INFANTS. L. Fisch (London)	1077
SEROLOGY OF SYPHILIS. Dr. Ingle Wright (London)	1083
CLINICAL RECORDS—	
A CASE OF ADVANCED INTRAORAL CARCINOMA SURVIVING TWELVE YEARS AFTER TOTAL MANDIBULECTOMY. H. Markowicz and E. Shanon	1089
NEUROFIBROMATOSIS WITH GANGLIONEUROMA OF PHARYNX. B. S. Gill (Chandigarh, India)	1093
FIBROSARCOMA OF THE TEMPORAL BONE. N. K. Apte (Bombay)	1101
GENERAL NOTES	1105

BÉKÉSY ACCESSORY



For the very first time a fully automatic unit is being made available for a Clinic Audiometer, making the combined units into a true BÉKÉSY Audiometer.

This automatic accessory is being made for the PETERS SPD/5 CLINIC AUDIOMETER, which has a continuous frequency range and continuously variable attenuation. The result is therefore a true Békésy audiometer.

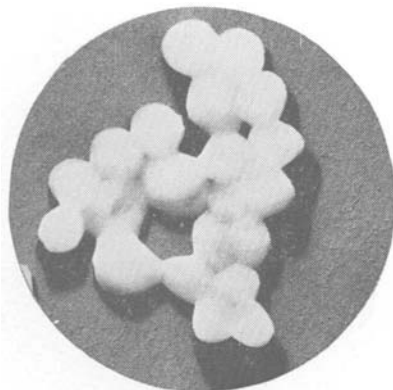
It can be attached to or detached from the audiometer in under one minute so that the two units together offer the facilities of an advanced clinic audiometer or Békésy audiometry at will.

It can be fitted to any existing SPD/5 Audiometer.

Please write for full details and demonstration to:

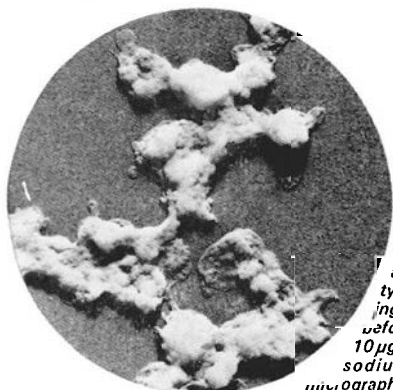
ALFRED PETERS & SONS LIMITED
51 GELL STREET, SHEFFIELD 3

Please mention *The Journal of Laryngology and Otology* when replying to advertisements



Staphylococci cannot live with **Orbenin**

Regd.



Cells of Staphylococcus aureus (phage type 80), a typical penicillinase-producing organism, are illustrated before and after exposure to 10 µg/ml. of Orbenin (cloxacillin sodium). These photoelectron micrographs are magnified 25,000 times.

Orbenin (cloxacillin sodium B.P.) is one of the BRL semi-synthetic 'tailor-made' penicillins, developed specifically for the treatment of resistant staphylococcal infections. It has the two important qualities of penicillin, being bactericidal and of low toxicity. It is acid-stable and so can be given in the convenient oral form as well as by intramuscular injection, giving effective serum and tissue levels by either route.

Orbenin is also indicated in the treatment of mixed Gram-positive infections, as it is active against all Gram-positive bacteria normally sensitive to penicillin.

Availability: Capsules, syrup and vials for injection.



Orbenin is a product of British research at
Beecham Research Laboratories
Brentford, England. Telephone: ISLeworth 4111

Please mention *The Journal of Laryngology and Otology* when replying to advertisements

***WHEN A HEARING AID
IS RECOMMENDED
ONLY AMPLIVOX
OFFERS THIS
HEARING AID SERVICE***

The design and manufacture of a complete range with individual fitting facilities.

Best of other makes in addition to Amplivox aids—Amplivox hearing aids are ONLY available from Amplivox.

Highest degree of training of any hearing aid organisation.

Master Hearing Aid evaluations.

Expert follow-up and rehabilitation advice.

15 branch offices with while-you-wait service.

**FOR YOUR PATIENTS' GREATEST SATISFACTION
SPECIFY AMPLIVOX**

AMPLIVOX

World's most experienced and complete hearing service

**AMPLIVOX HEARING ADVISORY SERVICE
80 NEW BOND STREET
LONDON, W.1**

Please mention *The Journal of Laryngology and Otology* when replying to advertisements

In Urinary Tract Infections the references speak volumes for **PENBRITIN**


Summary of Clinical Papers in Urinary Tract Infections

No. of Papers	Indications	Infecting Organisms	Authors' Dosage Range		No. of Patients	Results Fully Reported			
			Daily Dose Range	Duration (days)		Cured or much improved	Improved	Failure	
12	Acute urinary tract infection including cystitis, cystopyelitis and pyelonephritis	E. coli P. mirabilis Paracolon Strep. faecalis Proteus spp. Ps. pyocyanea Aerobacter Staph. aureus	1-3g.	3-42	202	156	13	31	
4	Post-operative infections following urological or abdominal operations	E. coli S. aureus P. mirabilis P. vulgaris	1-4g.	5-13		18	12	15	
22	Chronic urinary infection due to renal abnormalities, chronic pyelonephritis, chronic recurrent infections and renal calculi	E. coli P. mirabilis Paracolon Staphylococci	1-6g.	5 up to 84	408	202	70	122	
TOTALS						655	376	95	168

*Total patients in trials = 655
Results fully reported = 639
Cured or improved - 73.7%*

639

Over 400 publications from 29 countries endorse Penbritin (Ampicillin) as a broad-spectrum antibiotic. Its success in respiratory diseases, infections of the urinary and gastro-intestinal tracts, skin and soft tissues, venereal diseases and typhoid may be attributed to its high activity and bactericidal action.



Availability: capsules, paediatric tablets, syrup and vials for injection.

Usual Dosage Urinary tract infections. 500mg. 8 hourly. In severe infections the dosage should be increased.

The black and red capsule contains 250mg. ampicillin B.P.



PENBRITIN (regd.) a product of British research
Beecham Research Laboratories

If you have a patient who
cannot smell a rose ...

the remedy may be

Otrivine®
C I B A

gentle nasal decongestant
exceptionally prolonged effect
rebound hyperaemia is not a problem

Otrivine is xylometazoline hydrochloride

3 forms	N.H.S. Price
Adult Drops 0.1% ½ fl. oz.	3/4
Adult Spray 0.1% ¼ fl. oz.	3/4
Paediatric Drops 0.05% 10ml.	3/0
(with special safety dropper)	


'FRAGRANT CLOUD'

From early summer until the first hint of the autumn frosts, these coral-red flowers will float a cloud of fragrance throughout your garden. 'Fragrant Cloud' is a rare combination, it has healthy, vigorous growth, well shaped, free-flowering blooms, and, as its name implies, a heady, intoxicating scent. It's no wonder that 'Fragrant Cloud' was the only rose, out of 249 entries, to win the coveted Gold Medal of the National Rose Society.

® denotes registered trade mark. Regd. user CIBA LABORATORIES LIMITED · HORSHAM · SUSSEX 3 5

Please mention *The Journal of Laryngology and Otology* when replying to advertisements

DOWNS



**E.N.T. CONSULTANT'S
EXAMINATION TABLE**

fitted with

Suction Unit

Cautery and Light

Drug Cabinet

"Chiron Lamp"


DOWN BROS. AND MAYER & PHELPS LTD
CHURCH PATH, MITCHAM, SURREY, ENGLAND

In Canada
410 Dundas Street West, Toronto, 2B, Canada

Please mention *The Journal of Laryngology and Otology* when replying to advertisements

Now ... Rule Out Mononucleosis In 2 Minutes

INTERPRETATION OF READINGS



++ READING
AGGLUTINATION



-- READING
NO
AGGLUTINATION

with new **DENCO-IM Test**

rapid slide test for the detection of infectious mononucleosis

- rapid, simple procedure—results in 2 minutes
- 99% accuracy reported, with no instance of false negative¹
- employs standardized, specially treated erythrocytes—more specific for infectious mononucleosis than raw sheep-cell procedures
- specificity and accuracy so high that the need for differential tests may be eliminated¹
- negative results conclusive—virtually rule out mononucleosis
- all materials ready to use, stable for at least one year

"The test had further advantages aside from its great specificity. It did not require the inactivation of complement, nor did it require fresh sheep cells."¹

Supplied. DENCO-IM Test—40 Tests (including controls) Contents: 1 bottle DENCO-IM Reagent 2 ml., 1 bottle positive control 1 ml., 1 bottle negative control 1 ml., 2 divided glass slides ¹ Hoff, G., and Bauer, S.: A New Rapid Slide Test for Infectious Mononucleosis. (1965): J. Amer. Med. Ass., **194**, 351.

DENVER LABORATORIES LIMITED, 12 CARLISLE ROAD, LONDON, N.W.9

DISEASES OF THE EAR, NOSE AND THROAT

Second Edition

*Edited by W. G. SCOTT-BROWN, C.V.O.,
M.D., B.Ch., F.R.C.S., JOHN BALLANTYNE,
F.R.C.S., D.L.O. and JOHN GROVES, M.B., B.S., F.R.C.S.*

Diseases of the Ear, Nose and Throat was compiled as a comprehensive textbook for advanced and postgraduate students, with sufficient detail for those taking advanced examinations. It is also a very suitable reference for use in general or specialist practice.

For the new edition, the Editor, W. G. Scott-Brown, has been joined by two colleagues, John Ballantyne and John Groves. The sections on physiology have been extended and improved, and the chapters on the ear have been considerably altered and enlarged to include fresh ideas and techniques associated with both infective and non-infective ear conditions. The chapters on endoscopy have been rearranged to make the subject more practical; neoplasms of the larynx and pharynx have been separated and new chapters on voice and speech have been introduced.

The index has also been completely revised and an additional feature is the inclusion of a symptom index, which will be particularly useful to candidates for higher examinations and to general practitioners.

The new edition of *Diseases of the Ear, Nose and Throat*—authoritative, comprehensive and up-to-date—will be welcomed by everyone with an interest in this field.

1,680 pages 717 illustrations price on application

BUTTERWORTHS 88 Kingsway, London, W.C.2

Please mention *The Journal of Laryngology and Otology* when replying to advertisements

THE LARYNGOSCOPE

A Monthly Journal
devoted to the disease of
EAR, NOSE AND THROAT

*Official organ for the American Laryngological
Rhinological and Otological Society*

Price \$18.00 per year Canada \$19.00 per year
Foreign \$19.00 per year

ESTABLISHED 1896

THEODORE E. WALSH, M.D.
EDITOR

517 SOUTH EUCLID AVENUE
SAINT LOUIS MO. 63110.

For advertisement space in this Journal

apply to

HEADLEY BROTHERS LTD.

109 Kingsway London WC2


Please mention *The Journal of Laryngology and Otology* when replying to advertisements

ONLY AMPLIVOX
 provides a
complete audiometric service!



Transistor Audiometers

with air conduction or air and bone conduction with masking, for hospitals, schools, consulting rooms, industrial medical departments, screening programmes, etc.



Clinical Audiometers


with narrow band masking for the highest accuracy and extended resolution.

Audiometer Booths

for ideal testing conditions in hospitals, clinics, factories. Standard and special sizes available.



Industrial Audiometry
 Speech Audiometers
 Speech Training Equipment
 Loop Amplifiers, etc.



PLUS An efficient and speedy **calibration service**

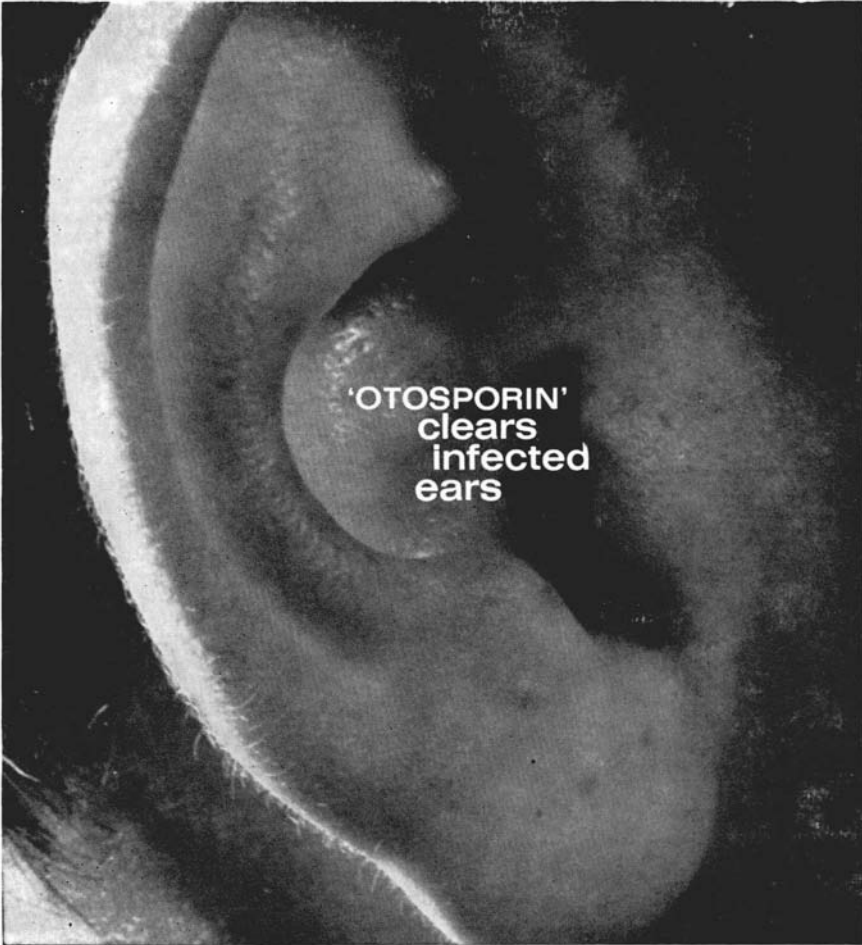
please write for technical literature to meet your needs

AMPLIVOX

HEARING ADVISORY SERVICE LTD.

80 New Bond Street, London, W.1. Tel: HYDe Park 9888

Please mention *The Journal of Laryngology and Otology* when replying to advertisements



'OTOSPORIN'

The modern method of treatment in otitis externa, chronic suppurative otitis media, and infected mastoid cavities, is 'Otosporin' Drops. 'Otosporin' is an aqueous suspension containing neomycin and polymyxin B which are together effective against practically all the bacteria found in ear infections. In addition, it contains hydrocortisone to reduce inflammation and swelling, thereby providing easier access for the antibiotics.

'OTOSPORIN' BRAND **Drops** ISSUED IN BOTTLES OF 5 ml.



BURROUGHS WELLCOME & CO. (THE WELLCOME FOUNDATION LTD.) LONDON

Please mention *The Journal of Laryngology and Otology* when replying to advertisements