

# The Journal of Laryngology and Otology

EDITED BY  
WALTER HOWARTH

WITH THE ASSISTANCE OF  
W. M. MOLLISON

## Contents

SOME TUMOURS AND ULCERS OF THE PALATE AND FAUCES . . . . .	WALTER HOWARTH
MALIGNANT DISEASE OF THE UPPER JAW . . . . .	G. ÖHNGREN
CLINICAL RECORD—	
BILATERAL ACUTE MASTOIDITIS WITH MANY COMPLICATIONS—RECOVERY . . . . .	C. A. HUTCHINSON
SOCIETIES' PROCEEDINGS—	
ROYAL SOCIETY OF MEDICINE—SECTION OF LARYNGOLOGY AND SECTION OF OTOLOGY	
ABSTRACTS—	
THE EAR	THE TONSIL AND PHARYNX
THE NOSE AND ACCESSORY SINUSES	THE BRONCHUS
THE LARYNX	MISCELLANEOUS
GENERAL NOTES	

London  
Headley Brothers  
109 Kingsway, W.C.2



## BINDING

### Journal of Laryngology & Otology

Subscribers wishing to have their Journals bound can do so by sending them to the Publishers.

Volumes are strongly bound in whole dark blue buckram cases, with gilt tops and gold lettering on spine. The cost of binding is 8s. 6d. per volume including postage.

Missing parts can be supplied at 4s. each, or the whole volume, complete in the above binding, for 45s. 6d.

Publishers' cases can be supplied for 3s. 6d.

**HEADLEY BROTHERS, 109 KINGSWAY, LONDON, W.C.2**

## BACK NUMBERS OF THE

### Journal of Laryngology & Otology

Back numbers of most issues of this Journal can be obtained from the Publishers, HEADLEY BROTHERS, 109 Kingsway, London, W.C.2. The following, however, are out of print, and no stock is at present available :

1887	January, April-June, and August-December.	1896	February and March.
1888	January-March, and August.	1897	January, June and August-October.
1889	November.	1902	February.
1890	August, October and November.	1914	August.
1891	January, March, June and September.	1916	April.
1892	January, and March-December.	1920	January and August.
1893	January and February.	1921	January-June, and September.
1894	November.	1924	January-March and July-December.
1895	January, February and August.	1931	October and November.
		1935	November.

If any subscribers have any of these copies which they do not need, it would be greatly appreciated if they would return them to the Publishers who will refund the full published price.


**HEADLEY BROTHERS, 109 KINGSWAY, LONDON, W.C.2**

Please mention *The Journal of Laryngology* when replying to advertisements

# GUY'S SILENT SUCTION APPARATUS

as made for

WM. MAYHEW MOLLISON, C.B.E., F.R.C.S.

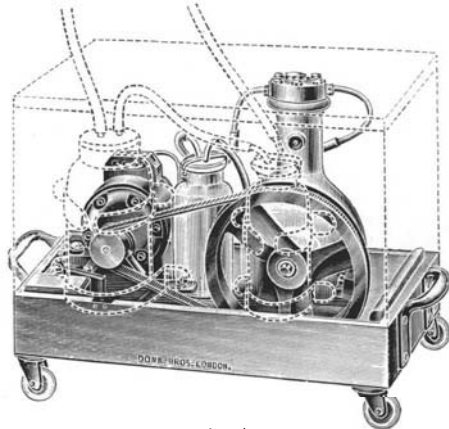


“An efficient *silent* suction apparatus is essential in many throat investigations and operations and indeed is used for many operations on other parts of the body.

“The above illustration shows an Electric Suction Apparatus which can rightly claim to be more efficient than the apparatus generally in use. The suction is continuous and so powerful that clots of blood and the most tenacious mucus are quickly removed. The apparatus is quiet and can easily be moved about the operation theatre and from one theatre to another. It is possible to use it for intra-tracheal

insufflation at the same time as suction since the pump delivers sixty litres of air per minute. The valves in the cylinder head are strong and specially designed for silence in operation and the sump of the machine carries enough oil for six months' continuous use; this ensures efficiency with the minimum of attention. The entire unit is mounted in a robust mahogany case which is fitted with four rubber-tyred castors. On the side of the case two large screw necked bottles are mounted. These bottles are the commercial “Kilner” type and can therefore be replaced with the minimum of expense. Blood and other fluids are removed from the operating field by the suction plant and find their way into the big bottle. The second bottle is a safety trap in the unlikely event of the first bottle becoming full at a moment when it is inconvenient to change it.

“There are no resistances to regulate the speed and in order to use the apparatus it is only necessary to connect it to the main electrical supply.” The makers are Down Bros., Ltd., London.



## DOWN BROS., LTD.

21 & 23 ST. THOMAS'S STREET, LONDON, S.E.1

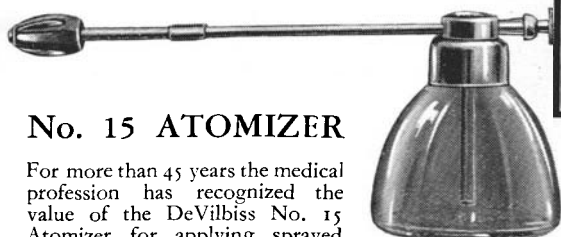
(Opposite Guy's Hospital)

and at 22a CAVENDISH SQUARE, LONDON, W.

Telephone: MAYFAIR 0406

Please mention *The Journal of Laryngology* when replying to advertisements

# PRESCRIBE DeVilbiss

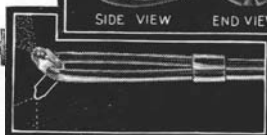
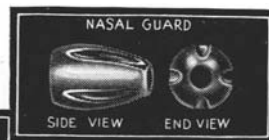


## No. 15 ATOMIZER

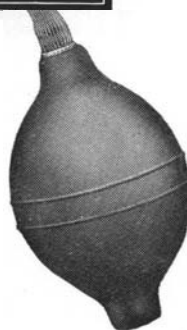
For more than 45 years the medical profession has recognized the value of the DeVilbiss No. 15 Atomizer for applying sprayed solutions in prescribed self-treatment. The adjustable gold tip permits spraying in any direction, the vented nasal guard prevents excess pressure in the nasal cavities and the atomizer may be sterilized easily and rapidly by boiling or passing the tip through a flame. Dependable and certain in the hands of the patient, the DeVilbiss No. 15 applies the treatment you want gently and thoroughly—may we suggest that you mark “DeVilbiss Atomizer No. 15” on your prescription where its use is indicated.

**AEROGRAPH Co., Ltd., 43 Holborn Viaduct, London, E.C.1.** Sole distributors of DEVILBISS products in the United Kingdom. Telephone: Holborn 1257 and 1258

Ventilating Grooves prevent excess pressure in Nasal Cavities.



Adjustable gold tip for spraying in any direction.



CVS-86

Patent applied for



## THE NEW OTO-MICROSCOPE *A Big Step Forward!*

Specially suited for both Practising Surgeons and Research Workers

*Printed description free*

**HAAG-STREIT, Bern,  
Seilerstrasse 9, Switzerland**

For Advertisement space in this Journal apply to :  
**HEADLEY BROTHERS, 109 Kingsway, London, W.C.2**

Please mention *The Journal of Laryngology* when replying to advertisements

## GOLDEN SQUARE THROAT, NOSE AND EAR HOSPITAL

*Near Piccadilly Circus* LONDON, W.1 *Gerrard 4058*

### HONORARY MEDICAL STAFF

**SURGEONS:** Mr. Lionel Colledge; Mr. F. Cunliffe Ormerod; Mr. A. R. Dingley; Mr. Gilbert H. Howells; Mr. J. F. Simpson; Mr. S. A. Beards; Mr. J. C. Hogg.  
**ASSISTANT SURGEONS:** Mr. J. Roydon Peacock; Mr. J. P. Monkhouse; Mr. Maxwell Ellis; Mr. G. Livingstone.  
**PHYSICIANS:** Dr. C. E. Lakin; Dr. N. L. Rusby.  
**NEUROLOGIST:** Dr. L. R. Yealland.  
**PATHOLOGIST:** Dr. R. B. Hervey-Wyatt.  
**OPHTHALMOLOGIST:** Mr. F. A. Williamson-Noble.  
**GENERAL SURGEON:** Mr. J. B. Hunter.  
**DENTAL SURGEON:** Mr. B. Mendleson.  
**RADIOLOGIST:** Dr. Hope.  
**ANÆSTHETISTS:** Dr. G. I. Moriarty; Dr. A. W. Matthew; Dr. S. Coffin; Dr. F. Longhurst; Dr. D. Lewis; Dr. C. Hochschild; Dr. G. Edwards; Dr. Blair Gould; Dr. Broad.

The Hospital has **100** beds for In-patients and an annual Out-patient attendance of over **60,000**.

### CLINICAL INSTRUCTION

Clinical instruction in the Diagnosis and Treatment of Diseases of the Ear, Nose, and Throat is given in the Out-patient Department from 2 to 5 p.m. daily, and on Tuesdays and Thursdays from 6 to 9 p.m. also. Major operations are performed every morning and afternoon, except Saturdays, in the In-patient Operating Theatres. Minor Operations are performed in the Out-patient Operating Theatre on three mornings a week.

Practitioners and Medical Students are admitted to the practice of the Hospital as Post-Graduates.

Clinical Assistants, whose duty it is to assist the staff, are appointed as vacancies occur.

For further information apply to the Dean: **GILBERT H. HOWELLS**.

In addition to the General Wards, there are Semi-private Wards and 11 Private Rooms. The charge for a Private Room is 7 guineas a week, plus a fee for the surgeon.

Further particulars may be obtained from F. P. CARROLL, *Secretary-Superintendent*.

## CENTRAL LONDON THROAT, NOSE AND EAR HOSPITAL GRAY'S INN ROAD

(Near King's Cross Stations)

DAILY CLINICS. LECTURES ON FRIDAYS, 4 p.m.

OVER 11,000 NEW PATIENTS YEARLY. 50,000 ATTENDANCES.

IN-PATIENT DEPARTMENT (Hospital and Recovery Home), 104 BEDS.

COURSES IN ANATOMY AND PHYSIOLOGY by the Teacher in Anatomy for Part I of the D.L.O. Examination, and CLINICAL COURSES by the Honorary Medical Staff for Part II of the Examination are given twice yearly.

COURSES IN METHODS OF EXAMINATION AND DIAGNOSIS at frequent intervals.

### SURGEONS

Mr. HAROLD KISCH	Mr. C. GILL-CAREY
Mr. ARCHER RYLAND	Mr. J. D. McLAGGAN
Mr. F. W. WATKYN-THOMAS	Mr. W. A. MILL

### ASSISTANT SURGEONS

Mr. A. LOWNDES YATES, Mr. N. ASHERSON, Mr. W. G. SCOTT-BROWN

### CLINICAL ASSISTANTS

available for periods of three, six or twelve months.

The teaching provided covers all the requirements of students taking the D.L.O. (R.C.P. & S.Eng.).

*Further particulars on application to*

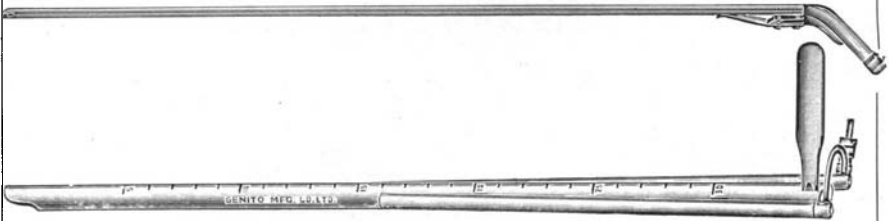
C. GILL-CAREY, F.R.C.S. Ed., *Dean*.

JOHN H. YOUNG, *Secretary-Superintendent*.

Please mention *The Journal of Laryngology* when replying to advertisements



**NEGUS' ENDOSCOPIC TABLE  
WITH SUCTION PUMP**



**Cystoscope with detachable Suction Tube and Proximal  
Lighting as designed for V. E. NEGUS, M.S., F.R.C.S.  
Obtainable in 4 sizes**

MADE BY

**THE GENITO-URINARY MFG. CO. LTD.**

**28a DEVONSHIRE STREET, LONDON, W.1**

Telephone:  
WELBECK 3520, 3529

Telegrams:  
CYSTOSCOPE, WESDO, LONDON

Please mention *The Journal of Laryngology* when replying to advertisements

*Mail Your Order Now!*

## PROBLEMS OF THE DEAF

By **MAX A. GOLDSTEIN, M.D., F.A.C.S.**

610 Pages—273 Illustrations—Leather Bound

\$6.00 Postage prepaid

An unusual, authoritative and comprehensive volume of XIX chapters, covering every phase of work with the Deaf, Deafened and Speech Defective, by an otologist and teacher of 40 years' experience, including :

Chronological History of Deafness—Anatomy and Physiology—Mechanics of Speech—Speech Defects—Cerebral Localization—Hearing Tests—Methods of Instruction—The Acoustic Method—Training of Teachers—The Deaf Child—Hard-of-Hearing Child—Physician and Deaf Child—Parent of Deaf Child—Deafened Adult—Hearing Aids—Schools for the Deaf—Quacks and Quackeries—Research.

Published by **THE LARYNGOSCOPE PRESS**

4574 West Papin Street

ST. LOUIS, MO.

**FOURTH EDITION.**

**FULLY REVISED.**

*Demy 8vo, 473 pp. 243 Text Illustrations and 21 plates (of which 8 are in colour). 20s. net, postage 6d.*

## DISEASES OF THE NOSE, THROAT AND EAR

For Practitioners and Students

Edited by **A. LOGAN TURNER, M.D., LL.D., F.R.C.S.E.**

*Consulting Surgeon, Ear and Throat Department, Royal Infirmary, Edinburgh*

*With the collaboration of*

**J. S. FRASER, M.B., F.R.C.S.E., J. D. LITHGOW, M.B., F.R.C.S.E., G. EWART MARTIN, M.B., F.R.C.S.E.,  
DOUGLAS GUTHRIE, M.D., F.R.C.S.E., CHARLES E. SCOTT, M.B., F.R.C.S.E., and  
JOHN P. STEWART, M.D., F.R.C.S.E.**

"There is no other book which includes laryngology and otology with such success. . . . The present edition should surpass the previous issues in popularity."—*British Medical Journal.*

Bristol: John Wright & Sons Ltd.

London: Simpkin Marshall Ltd.

## ROGERS' STANDARD SPRAYS

HAVE A

**WORLD-WIDE REPUTATION**

**For Efficiency & Reliability**

They are made in many forms, scientifically designed for

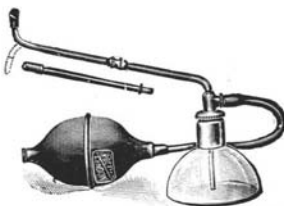
**NASAL, PHARYNGEAL, POST-NASAL  
and LARYNGEAL TREATMENT**

*Particulars gladly supplied  
on request*

Sole Manufacturer—

**FRANK A. ROGERS** (LATE OF OXFORD ST.)

1 Beaumont Street, London, W.1



Please mention *The Journal of Laryngology* when replying to advertisements



# The Journal of Laryngology and Otology

(Founded in 1887 by MORELL MACKENZIE and NORRIS WOLFENDEN)

EDITED BY  
WALTER HOWARTH

ASSISTED BY  
W. M. MOLLISON

1. Original Articles are accepted on the condition that they have not been published elsewhere.
2. Manuscripts should be typewritten, on one side only of the paper, and well spaced.
3. Galley proofs and engraver's proofs of illustrations are sent to the author. Corrections, which should be kept to a minimum, must be clearly marked and no additional matter added.
4. Orders for reprints should be sent when returning galley proofs, and for this purpose special forms are supplied, on which the price of the reprints is stated.
5. Authors of Original Communications on Oto-Laryngology in other Journals are invited to send a copy, or two reprints, to the *Journal of Laryngology*. If they are willing, at the same time, to submit their own abstract (in English, French, Italian, or German) it will be welcomed.
6. Editorial Communications may be addressed to THE EDITOR, *Journal of Laryngology*, c/o HEADLEY BROTHERS, 109 Kingsway, London, W.C.2.
7. The Annual Subscription commencing with the January issue is Two Pounds sterling, post free, and is payable in advance.
8. Single copies, both of the present and the previous series, are on sale at Four Shillings each.
9. All Subscriptions, advertising and business communications should be sent to the Publishers, HEADLEY BROTHERS, 109 Kingsway, London, W.C.2.

### *United States of America*

Orders for this Journal may be sent either through a local bookseller, or to Messrs. G. E. STECHERT & CO., 31-33 East 10th Street, New York, or may be sent direct to the Publishers, HEADLEY BROTHERS, 109 Kingsway, London, W.C.2, England.

Please mention *The Journal of Laryngology* when replying to advertisements

# CONTENTS

	PAGE
SOME TUMOURS AND ULCERS OF THE PALATE AND FAUCES. Walter Howarth (London) . . . . .	1
MALIGNANT DISEASE OF THE UPPER JAW. G. Öhngren (Stockholm)	18
CLINICAL RECORD—	
Bilateral Acute Mastoiditis with many Complications— Recovery. C. A. Hutchinson (Bath) . . . . .	28
SOCIETIES' PROCEEDINGS—	
Royal Society of Medicine—Section of Laryngology and Section of Otology . . . . .	36
ABSTRACTS—	
The Ear . . . . .	48
Questions on Localization within the Central Vestibular System. Part II. Variations in Position of the Head and Trunk of Vestibular Origin. Rudolf Leidler; Microscopical Investigation of the Middle and Internal Ear in Cerebral Tumours in Man. B. Hansson and C. O. Nylén; Contribution to the Statistics of Otitic Brain Abscess. A. I. Kolomitchenko; Comminuted Fracture of the Labyrinth, not involving the Cochlea. Meningitis sixteen years later. E. Schlittler; The Histology of the Labyrinth in a case of Tumour of the Apex of the Pyramid. E. Ruttin.	
The Nose and Accessory Sinuses . . . . .	51
Studies on Ozæna. K. Kurata; Zinc Ionization in Nasal Allergy. L. B. Bernheimer; The Biological method of Surgical Cure of Ozæna. I. T. Doroschenko.	
The Larynx . . . . .	53
Operative Treatment of Chronic Laryngeal Stenoses. A. Sercer; The Influence of Histological Structure in the Treatment of Papilloma of the Larynx by X-rays. J. Koch.	
The Tonsil and Pharynx . . . . .	54
Histological Examination by Serial Sections of Tonsils and Adenoid Vegetations. E. Urbantschitsch; The Clinical Significance of Compensatory Granular Pharyngitis. Harold S. Little.	
The Bronchus . . . . .	55
Bronchoscopy in Pulmonary Atelectasis in Children. M. de Bruin and P. G. Gerlings.	
Miscellaneous . . . . .	56
Concerning Five Cases of Parotid Lithiasis. Ruppe Lattes and Mme Voisin; The Autonomic Nervous System in relation to Oto-laryngology. Albert Kuntz; The Ætiology and Treatment of Hæmorrhage of the Nose and Throat. Henry M. Goodyear; Septic Diseases of the Internal Organs and General Sepsis of Tonsillar, Buccal and Nasal Origin. M. F. Zytowitsch; Basal Meningitis. Ferris Smith; Exhibition of a Cinematograph Film, showing the Respiratory Movements of a New-born Child with Bilateral Choanal Atresia. P. H. G. van Gilse; The Treatment of Post-Diphtheritic Paralysis with the Bragg-Paul Pulsator. C. J. McSweeney; Two Cases of "Mixed Tumour" of the Soft Palate. M. Ombredanne; Retrograde Sinus Thrombosis complicating Primary Thrombosis of the Jugular Vein. F. E. Stone and M. D. Berger.	
GENERAL NOTES . . . . .	64