

Original Article

Cite this article: Machlin L *et al.* (2024). Alterations in fear learning as a mechanism linking childhood exposure to violence with PTSD symptoms: a longitudinal study. *Psychological Medicine* 1–9. <https://doi.org/10.1017/S0033291724001569>

Received: 7 November 2023
Revised: 8 May 2024
Accepted: 30 May 2024


Keywords:

adversity; fear learning; post-traumatic stress disorder; skin conductance response; trauma

Corresponding author:

Laura Machlin;
Email: lmachlin@fas.harvard.edu

Alterations in fear learning as a mechanism linking childhood exposure to violence with PTSD symptoms: a longitudinal study

Laura Machlin¹ , Margaret A. Sheridan², Lucy A. Lurie², Steven W. Kasperek¹, Stephanie Gyuri Kim³, Matthew Peverill⁴, John McClellan France⁵, Madeline M. Robertson², Tanja Jovanovic⁵, Liliana J. Lengua⁴ and Katie A. McLaughlin¹

¹Department of Psychology, Harvard University, Cambridge, MA, USA; ²Department of Psychology & Neuroscience, University of North Carolina, Chapel Hill, NC, USA; ³Department of Human Development and Family Studies, University of Illinois at Urbana-Champaign, Champaign, IL, USA; ⁴Department of Psychology, University of Washington, Seattle, WA, USA and ⁵Department of Psychiatry and Behavioral Neurosciences, Wayne State University, Detroit, MI, USA

Abstract

Background. Fear learning is a core component of conceptual models of how adverse experiences may influence psychopathology. Specifically, existing theories posit that childhood experiences involving childhood trauma are associated with altered fear learning processes, while experiences involving deprivation are not. Several studies have found altered fear acquisition in youth exposed to trauma, but not deprivation, although the specific patterns have varied across studies. The present study utilizes a longitudinal sample of children with variability in adversity experiences to examine associations among childhood trauma, fear learning, and psychopathology in youth.

Methods. The sample includes 170 youths aged 10–13 years ($M = 11.56$, $s.d. = 0.47$, 48.24% female). Children completed a fear conditioning task while skin conductance responses (SCR) were obtained, which included both acquisition and extinction. Childhood trauma and deprivation severity were measured using both parent and youth report. Symptoms of anxiety, externalizing problems, and post-traumatic stress disorder (PTSD) were assessed at baseline and again two-years later.

Results. Greater trauma-related experiences were associated with greater SCR to the threat cue (CS+) relative to the safety cue (CS–) in early fear acquisition, controlling for deprivation, age, and sex. Deprivation was unrelated to fear learning. Greater SCR to the threat cue during early acquisition was associated with increased PTSD symptoms over time controlling for baseline symptoms and mediated the relationship between trauma and prospective changes in PTSD symptoms.

Conclusions. Childhood trauma is associated with altered fear learning in youth, which may be one mechanism linking exposure to violence with the emergence of PTSD symptoms in adolescence.

Introduction

Early life adversity (ELA) involves negative environmental experiences that are likely to require significant adaptation by an average child, including experiences such as abuse, neglect, witnessing community violence, separation from caregivers, and low cognitive stimulation; these experiences have robust and enduring influences on child development (McLaughlin, 2016). ELA is common, impacting half of children in the United States (Green *et al.*, 2010). These experiences explain over a quarter of first-onset of psychiatric disorders in adolescence and almost half of all childhood-onset disorders (Green *et al.*, 2010; McLaughlin *et al.*, 2012). Children with ELA have increased risk for psychopathology across the lifespan including depression, anxiety, disruptive behaviors, and posttraumatic stress disorder (Alisic *et al.*, 2014; Carliner *et al.*, 2016; McLaughlin, Conron, Koenen, & Gilman, 2010). Understanding the mechanisms that underlie the strong relationship between ELA and psychopathology is critical for developing targets for intervention. Here, we examine alterations in fear learning as a potential mechanism linking ELA with the emergence of psychopathology in youth.

The dimensional model of adversity has argued that while ELA is broadly associated with psychopathology, threat, and deprivation are associated with emotional development, cognitive development, physiology, and brain function in ways that are at least partially distinct (McLaughlin, Sheridan, & Lambert, 2014; Sheridan & McLaughlin, 2014). Threat or childhood

trauma, refers to experiences that involve harm or threat of harm to a child, such as physical abuse, sexual abuse, or witnessing domestic or community violence. Deprivation refers to reductions in expected cognitive and social inputs, which are common among children who experience neglect, lack of supervision, or material deprivation. Though deprivation and childhood trauma are each associated with psychopathology in youth (Henry et al., 2021; Miller et al., 2018; Miller, Machlin, McLaughlin, & Sheridan, 2021; Milojevic, Norwalk, & Sheridan, 2019), the model posits that childhood trauma and deprivation have different patterns of association with neurobiological processes that contribute to risk for psychopathology. Thus, deprivation and trauma may influence the emergence of mental health problems through shared and distinct mechanisms (McLaughlin, 2016).

Research to date has largely supported this hypothesis, demonstrating that childhood trauma and deprivation are associated with both shared and unique changes to brain and behavioral development. Children who experience greater deprivation, controlling for co-occurring threatening experiences, tend to exhibit reductions in executive functioning (Lambert, King, Monahan, & McLaughlin, 2017; Machlin, Miller, Snyder, McLaughlin, & Sheridan, 2019; Sheridan, Peverill, Finn, & McLaughlin, 2017) and language abilities (Miller et al., 2018, 2021). Childhood trauma is associated with heightened emotional reactivity (Heleniak, Jenness, Stoep, McCauley, & McLaughlin, 2016; Weissman et al., 2019), and difficulties with both explicit and implicit emotion regulation (Heleniak et al., 2016; Kim, Weissman, Sheridan, & McLaughlin, 2023; Lambert et al., 2017; Milojevic et al., 2019) after controlling for co-occurring deprivation.

Childhood trauma is associated with differences in the salience network in response to emotional faces (Weissman et al., 2019), heightened amygdala reactivity to emotional cues (McLaughlin, Peverill, Gold, Alves, & Sheridan, 2015; McLaughlin, Weissman, & Bitrán, 2019; Puetz et al., 2019), and increased responsiveness of brain regions related to affective stimuli, including the medial prefrontal cortex (Blair et al., 2019). Deprivation, including neglect, has been associated with reductions in cortical thickness or volume in the frontoparietal network, including the dorsolateral prefrontal cortex and superior parietal cortex (McLaughlin et al., 2019) and reduced reward responsiveness (Blair et al., 2022; Goff et al., 2013; Mehta et al., 2009).

While this research provides preliminary support for the dimensional model of adversity, the model specifically hypothesizes that childhood trauma alters the neural circuitry underlying fear learning based on animal models, including the amygdala, hippocampus, and ventromedial prefrontal cortex (McLaughlin et al., 2014). Alterations to fear learning processes are hypothesized as a core developmental consequence associated with childhood trauma that may lead to downstream changes in the processing of emotional information (McLaughlin et al., 2014; Sheridan & McLaughlin, 2014). Despite the centrality of fear learning to conceptual models of how childhood trauma influences neurodevelopment and psychopathology, there has been little consensus on the relationship between childhood trauma and fear learning in youth (DeCross, Sambrook, Sheridan, Tottenham, & McLaughlin, 2022; France et al., 2022; Machlin et al., 2019; McLaughlin et al., 2016; Stenson et al., 2021). Prior studies were conducted at different ages and have found differing patterns of results, although most studies have found altered patterns of fear learning associated with childhood trauma, but not experiences of deprivation.

Youth with childhood trauma showed a blunted differential skin conductance response (McLaughlin et al., 2016), and a

blunted pattern of discrimination in amygdala response (DeCross et al., 2022) to the threat *v.* safety cue during fear acquisition, suggesting reduced discrimination between threat and safety cues during fear learning. In contrast, another study showed no associations between childhood trauma and fear-potentiated startle to a threatening cue across multiple longitudinal visits of fear acquisition using latent growth curve models (Stenson et al., 2021). In a study of preschool-age children, an interaction between childhood trauma and age demonstrated that young children who experienced more trauma exhibited greater discrimination between threat and safety cues during fear acquisition at earlier ages compared to children with fewer traumatic experiences (Machlin et al., 2019). These discrepant findings may be due to differences in the measurement and severity of childhood trauma across samples, the age of participants, or the measurement of fear learning through skin conductance compared to fear-potentiated startle. There is no evidence that deprivation is associated with fear learning in youth in fear acquisition or extinction.

During extinction, one study found no association between childhood trauma with extinction learning (McLaughlin et al., 2016). In other work, childhood trauma was not associated with extinction learning after controlling for parent emotion regulation (Milojevic, Machlin, & Sheridan, 2020) and trauma was only associated with enhanced extinction learning in youth with high resting respiratory sinus arrhythmia (Jenness, Miller, Rosen, & McLaughlin, 2019). These studies demonstrate little evidence for significant main effects between childhood trauma and extinction learning. In sum, there is consistent evidence that childhood trauma may influence fear acquisition, but the direction of effects has varied across studies; there is limited evidence for associations between childhood trauma and extinction learning.

Changes in fear learning may be a mechanism linking childhood trauma and psychopathology in youth. Prior work suggests that less differentiation between threat and safety cues during fear acquisition in childhood is associated with externalizing psychopathology, including aggressive behavior (Gao, Raine, Venables, Dawson, & Mednick, 2010b), conduct problems (Fairchild, Stobbe, van Goozen, Calder, & Goodyer, 2010; Fairchild, Van Goozen, Stollery, & Goodyer, 2008), and criminal offending (Gao, Raine, Venables, Dawson, & Mednick, 2010a). Worse discrimination between threat and safety cues mediated the association between childhood trauma and externalizing psychopathology in prior studies (DeCross et al., 2022; McLaughlin et al., 2016).

There has been limited prior work on associations between fear learning and anxiety or PTSD in youth using longitudinal study designs. Many studies have found that anxious youth show greater physiological responses to the threat cue during fear acquisition and fear extinction (Craske et al., 2008; Jovanovic et al., 2014; Liberman, Lipp, Spence, & March, 2006; Shechner et al., 2015; Waters, Henry, & Neumann, 2009). Some research has found increases in physiological response to both threatening cues and safety cues for youth with anxiety during both fear acquisition and fear extinction (Abend et al., 2020; Jovanovic et al., 2014; Waters et al., 2009). PTSD symptoms have been positively associated with physiological response to the threat cue (Gamwell et al., 2015) and poor discrimination between threat and safety cues during fear acquisition (McLaughlin et al., 2016). Differences in physiological response between the threat cue and safety cue have also been used to predict PTSD hyperarousal symptoms after a potentially traumatic event, such as Hurricane Florence (Naudé, Machlin, Furlong, &

Sheridan, 2022). In Syrian youth exposed to trauma, probable PTSD was associated with greater fear-potentiated startle to the threat cue during fear extinction (Grasser et al., 2023). Given these patterns, it is possible that altered fear learning processes may also link childhood trauma and symptoms of anxiety and PTSD in youth.

In the current study, we examine associations of childhood trauma and deprivation with fear learning in a large longitudinal sample of early adolescents. Multi-informant reporting and utilization of self-report and interviewing facilitated collection of rich data spanning both childhood trauma and deprivation dimensions. We hypothesized that greater childhood trauma would be associated with poor discrimination between the threat cue and safety cue during early fear acquisition after controlling for experiences of deprivation. We also hypothesized that blunted differential fear learning would mediate the association between childhood trauma and prospective externalizing symptoms. We additionally evaluated whether alterations in fear learning processes mediated the prospective association between childhood trauma and symptoms of anxiety and PTSD. Finally, we examined associations of childhood trauma, deprivation, and fear extinction processes, although we hypothesized that we would not see significant relationships with fear extinction. The hypotheses, methods, and analytic plan were preregistered on Open Science Framework: https://osf.io/6ytfaf/?view_only=77e2369bdfa94aad9bf4f27ab0627d72 (see online Supplement).

Materials and methods

Participants

The sample was drawn from a longitudinal study of children in the Seattle area ($N = 302$) followed across numerous assessments in early and middle childhood (Lengua et al., 2014, 2019). A subset of these participants returned for follow-up assessments when children were 10–13 years old. 227 youth were eligible and interested in participating in the present study. Of this sample, 215 participated in the fear learning paradigm, 211 participated in a follow-up assessment of psychopathology two years later. Participant demographic information is summarized in Table 1.

Procedure

At Session 1, parents and children completed questionnaires and interviews about children's psychopathology symptoms and ELA. At Session 2 approximately five weeks later ($M = 5.37$, $s.d. = 8.26$), children completed a fear conditioning and extinction paradigm described below. Children and parents completed questionnaires assessing symptoms of psychopathology again approximately two years later. All procedures for the first wave of data collection were approved by the institutional review board at the University of Washington, Seattle; procedures for the follow-up wave of data collection were approved by the institutional review board at Harvard University.

Measures

Childhood trauma

We constructed a childhood trauma experiences variable using three components, consistent with prior work in this sample that was preregistered (see Weissman et al., 2022 and online Supplement). First, we used a count of exposure to five types of

interpersonal violence: physical abuse, sexual abuse, domestic violence, witnessing a violent crime, or being the victim of a violent crime (Min = 0, Max = 5, $M = 0.28$, $s.d. = 0.75$). Each exposure was counted if endorsed by the parent or child on the UCLA PTSD Reaction Index (PTSD-RI). Physical abuse, sexual abuse, and domestic violence were also coded as present if endorsed by the child on the Child Experiences of Care and Abuse (CECA) Interview. Second, we summed the frequency of violence witnessed and experienced on the Violence Exposure Scale for Children-Revised (VEX-R) (Min = 0, Max = 27, $M = 4.97$, $s.d. = 5.37$). Third, we used the sum of the Childhood Trauma Questionnaire (CTQ) physical and sexual abuse subscales (Min = 10, Max = 35, $M = 10.53$, $s.d. = 2.07$). To create the overall continuous composite for childhood trauma, each of the three subscales was standardized using z scores and then averaged together. Higher scores indicate greater exposure to childhood trauma.

Deprivation

We constructed a deprivation experiences variable consistent with prior work in this sample (Weissman et al., 2022) as a mean of three composite scores: cognitive deprivation, emotional deprivation, and physical deprivation. Higher scores indicate higher levels of deprivation experiences (see online Supplement).

Psychopathology

We assessed symptoms of psychopathology through the Youth Self Report (YSR), Child Behavior Checklist (CBCL), Screen for Child Anxiety Related Emotional Disorders (SCARED) Child Report, and the UCLA PTSD Reaction Index (PTSD-RI) Parent Report and Child Report (see online Supplement). For questionnaires with a parent report and child report (YSR/CBCL, PTSD-RI), we applied an 'or' rule commonly used in population-based studies of child psychopathology (Kessler et al., 2012; Merikangas et al., 2010) such that the highest subscale score from either child or parent report was used to account for unique information provided by child and parent report (Cantwell, Lewinsohn, Rohde, & Seeley, 1997). Psychopathology was assessed at the fear conditioning visit and approximately two years later ($M = 25.38$ months, $s.d. = 3.61$).

Fear conditioning task

The present study used a differential fear-conditioning paradigm, in which youth learn to associate an aversive unconditioned stimulus (US) with a reinforced conditioned stimulus (CS+), but not a non-reinforced conditioned stimulus (CS-) widely used in prior studies with children and unmodified in the present study (France et al., 2022; Jovanovic et al., 2014, see online Supplement). The acquisition phase consisted of 3 blocks of each trial type. The extinction phase consisted of 4 blocks of each type.

Fear acquisition and extinction were measured through psychophysiological assessment using Biopac sampled at 1000 Hz. SCR was calculated following a standard procedure as the difference in amplitude from baseline to peak response 1–4 s following stimulus onset, with a minimum response of 0.02 microsiemens (μS). Skin conductance data was square-root transformed prior to data analysis. Outliers greater than three standard deviations above the mean were winsorized in analyses (Wilcox & Keselman, 2003) consistent with prior analyses of this sample (Colich et al., 2023).

Table 1. Demographics and psychopathology symptoms

	Fear Acquisition Sample (<i>n</i> = 170)				Fear Extinction Sample (<i>n</i> = 152)			
	%	<i>n</i>			%	<i>n</i>		
Female	48.2	82			46.1	70		
Race								
White	88.8	151			88.8	135		
Black	11.2	19			11.2	17		
Latino/a	12.9	22			13.8	21		
Asian	8.2	14			8.6	13		
American Indian/Alaskan Native	8.8	15			8.6	13		
Native Hawaiian/Pacific Islander	1.8	3			2.0	3		
Biracial/other	2.4	4			1.3	2		
Caregivers								
Lives with biological mother	98.2	166			98.0	148		
Lives with biological father	75.1	127			75.5	114		
Lives with adoptive parent(s)	2.4	4			2.6	4		
	M	s.d.	Min	Max	M	s.d.	Min	Max
Age	11.56	0.47	10.90	13.09	11.54	0.46	10.90	13.09
Childhood trauma score ^a	0.004	0.75	-0.52	5.02	0.01	0.78	-0.52	5.02
Deprivation score ^a	0.002	0.68	-1.11	2.48	0.003	0.69	-1.11	2.48
PTSD symptoms	4.46	8.33	0	45	4.32	8.06	0	45
PTSD symptoms at follow-up	2.07	3.88	0	16	2.15	3.94	0	16
Anxiety symptoms	17.44	10.14	2	55	17.54	9.77	2	55
Anxiety symptoms at follow-up	22.16	11.79	1	62	21.68	11.39	1	62
Externalizing symptoms	52.42	8.25	33	80	52.14	8.66	33	80
Externalizing symptoms at follow-up	51.60	8.40	34	73	51.47	8.55	34	73

^aTrauma and deprivation scores are the average of *z* scores in the sample.

During fear acquisition, participants responded to questions about each CS (CS+, CS-) twice across habituation and each block of fear acquisition. Participants were asked to predict which CS would be followed by the US. Participants could answer yes, no, or that they did not know within 3 s. Questions were averaged across each block and across fear acquisition overall. The final sample consisted of 170 people in fear acquisition and 152 people in fear extinction with high-quality data (Table 1, see online Supplement). Of the final 170 participants, 162 completed follow-up questionnaires on psychopathology symptoms and thus, were included in mediation models.

Analysis methods

To test associations of childhood trauma and deprivation with fear learning during acquisition and extinction, we conducted a 4 × 2 repeated-measures Analysis of Variance (ANOVA) with Time (four blocks) and Stimulus (CS+, CS-) as within-subject factors and SCR as the dependent variable using SPSS. Childhood trauma was examined as the independent variable, and age, and sex were included as covariates in an initial model; deprivation was added as an additional covariate in a

second model. The four time periods in the fear acquisition analysis included Pre-Acquisition, Acquisition Block 1, Acquisition Block 2, and Acquisition Block 3. During fear extinction, the four time periods consisted of Extinction Block 1, Extinction Block 2, Extinction Block 3, and Extinction Block 4.

To test associations of psychopathology symptoms two years later with fear learning, we ran three linear regression models predicting PTSD symptoms, anxiety symptoms, and externalizing symptoms at follow-up. Predictors included amplitude of SCR to CS+ during early fear conditioning, amplitude of SCR to the CS- during early fear conditioning, age, sex, and psychopathology symptoms at the time of the baseline visit (PTSD, anxiety, or externalizing symptoms). Regression models were evaluated for outliers and influential points.

We ran mediation models estimating the significance of the indirect effects of childhood trauma on psychopathology two years later through fear learning using a bootstrapping approach that provides bias-corrected confidence intervals controlling for age, sex, and baseline psychopathology symptoms (Preacher & Hayes, 2008). Deprivation was added in a second model. Confidence intervals that do not include zero indicated a significant indirect effect. To minimize multiple comparisons, we

selected mediation models to test based on initial investigation of associations of childhood trauma with fear learning for which *a* and *b* paths were statistically significant during Acquisition Block 1 when the largest differences between the CS+ and the CS- emerged.

Results

Fear learning

Evidence of fear learning as measured by SCR occurred in the sample. There were significant main effects of stimulus, $F_{(1, 169)} = 163.46, p < 0.001$, with higher SCR to the CS+ than the CS-, Time, $F_{(3, 507)} = 60.59, p < 0.001$, and a Stimulus by Time interaction $F_{(3, 507)} = 43.86, p < 0.001$. There were significant differences between the CS+ and the CS- across Acquisition Blocks 1–3 ($p < 0.001$) with the greatest differences in Acquisition Block 1 (Fig. 1). In extinction, there was a significant main effect of Time $F_{(3, 453)} = 11.43, p < 0.001$, but no main effects of Stimulus or Stimulus by Time interactions. SCR decreased across extinction for both the CS+ and the CS-, indicating successful fear extinction. Participants correctly identified the CS+ as predictive of the US 89.71% of the time across fear acquisition (Mean = 0.89, S.D. = 0.21).

Childhood trauma, deprivation, and fear learning

Childhood trauma associated with differential SCR responses during acquisition controlling for age and sex (Table 2). We observed a Time × Trauma interaction $F_{(3, 498)} = 3.16, p < 0.05$, and a Time × Stimulus with Trauma interaction $F_{(3, 498)} = 3.06, p < 0.05$. Greater experiences of childhood trauma were associated with higher SCR to the CS+ during Acquisition Block 1 (Fig. 2). When examining CS+ and CS- in separate models, childhood trauma was associated with changes across Time to the CS+ but not the CS-. Additionally, we observed a Time × Age interaction $F_{(3, 498)} = 3.02, p < 0.05$ and an overall effect of age ($F_{(1, 166)} = 15.65, p < 0.001$) indicating that younger participants in the sample exhibited larger SCR responses during fear acquisition.

When additionally controlling for deprivation, results were largely unchanged. The Time by Stimulus with Trauma interaction remained significant, $F_{(3, 498)} = 3.44, p < 0.05$, with the same pattern of results. There was no association of deprivation with SCR responses during acquisition (online Supplementary Table S1).

There were no associations of childhood trauma or deprivation with SCR responses during fear extinction.

Psychopathology symptoms and fear learning

SCR to the CS+ during early fear learning was associated with PTSD symptoms at follow-up controlling for SCR to the CS-, age, sex, and current PTSD symptoms ($\beta = 0.18, p < 0.05$). There were no other significant associations of SCR to the CS+ with anxiety or externalizing symptoms at follow-up controlling for SCR to the CS-, age, sex, and baseline symptoms.

Childhood trauma, fear learning, and psychopathology symptoms

Based on the findings in the primary analyses, we examined whether SCR to the CS+ during Acquisition Block 1 mediated

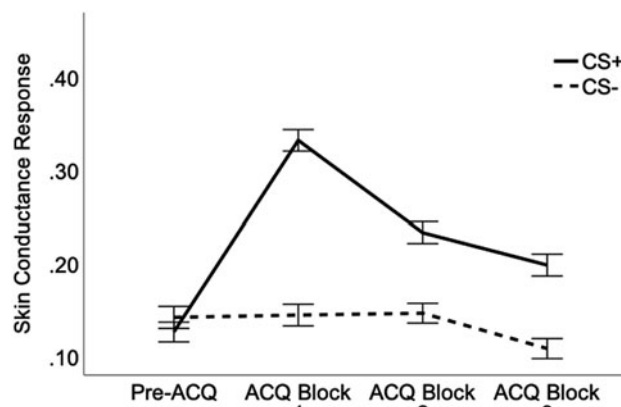


Figure 1. Main effects of skin conductance response amplitude during fear acquisition.

Note: Skin conductance response (SCR) in µS during fear learning showed a stimulus by time interaction with significant differences between the threat cue (CS+) and the safety cue (CS-) across all fear acquisition (ACQ) blocks with the largest differences during early fear acquisition (ACQ Block 1). Error bars are ± 1 standard error.

Table 2. 4 × 2 Repeated-measures ANOVA of childhood trauma and fear learning controlling for age and biological sex with time (4 blocks) and stimulus (CS+, CS-)

Predictor	Sum of squares	df	Mean Square	F	p
Time	0.12	3	0.04	3.52	0.02*
Time × age	0.10	3	0.04	3.02	0.03*
Time × trauma	0.11	3	0.04	3.16	0.03*
Time × sex	0.04	3	0.02	1.17	0.32
Stimulus	0.01	1	0.01	0.91	0.34
Stimulus × age	0.03	1	0.03	2.15	0.14
Stimulus × trauma	0.16	1	0.02	1.02	0.31
Stimulus × sex	0.04	1	0.04	2.27	0.13
Time × stimulus	0.05	3	0.02	1.14	0.33
Time × stimulus × age	0.04	3	0.01	0.96	0.41
Time × stimulus × trauma	0.12	3	0.04	3.06	0.03*
Time × stimulus × sex	0.07	3	0.02	1.87	0.14

* $p < 0.05$.

the relationship between childhood trauma and prospective PTSD symptoms, controlling for age, sex, SCR to the CS-, and current symptoms. A second model added deprivation as an additional covariate. A significant indirect effect of childhood trauma on prospective PTSD symptoms was observed through SCR during Acquisition Block 1 ($\beta = 0.13, 95\% \text{ CI } 0.001\text{--}0.44, \text{ Fig. 3}$). When additionally controlling for deprivation, the same finding was observed ($\beta = 0.18, 95\% \text{ CI } 0.02\text{--}0.54$).

Discussion

The current study examined associations of childhood trauma and deprivation with fear learning, and assessed fear learning as a potential mechanism underlying trauma-related psychopathology symptoms in a large longitudinal sample of early adolescents. We extend prior work by demonstrating associations of

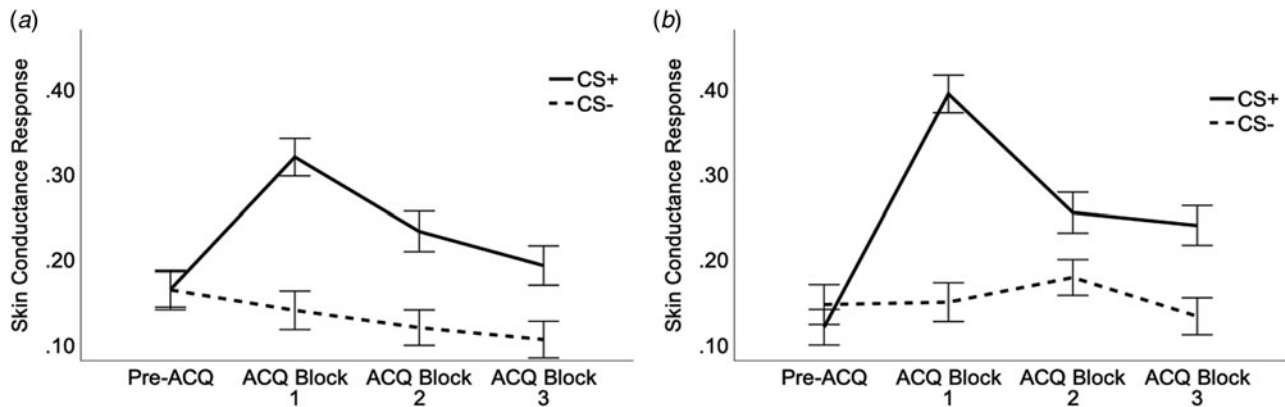


Figure 2. Skin conductance response amplitude by childhood trauma during fear acquisition.

Note: 1st quartile of childhood trauma shown in A compared to 4th quartile of childhood trauma in B. Quartiles are shown for visualization purposes only. Youth with more childhood trauma showed greater skin conductance response (SCR) in μS during fear learning to the threat cue (CS+) than the safety cue (CS-) during fear acquisition. The largest differences in childhood trauma occurred during early fear acquisition (ACQ Block 1). Error bars are ± 1 standard error.

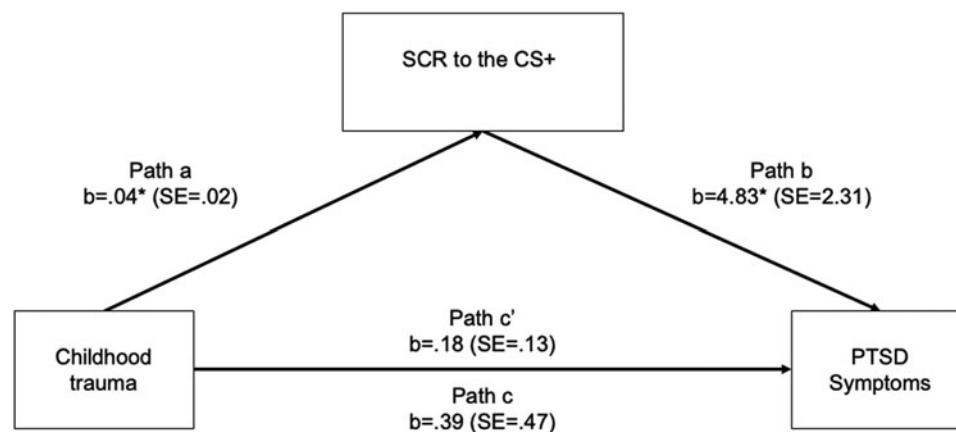


Figure 3. Skin conductance response to the threat cue during early fear learning mediates the relationship between childhood trauma and longitudinal PTSD symptoms. Reactivity measured by skin conductance response (SCR) to the threat cue (CS+) during early fear learning mediated the relationship between childhood trauma and prospective PTSD symptoms approximately two years later controlling for age, sex, SCR to the safety cue (CS-), and current PTSD symptoms controlling for experiences of deprivation. * $p < 0.05$.

childhood trauma, but not deprivation, with greater discrimination between the threat and safety cue during early fear acquisition, driven by elevated response to the threat cue. Heightened response to the threat cue during early fear learning was associated with increases in PTSD symptoms over time and mediated the prospective association between experiences of trauma and later PTSD symptoms. Taken together, these findings indicate that altered fear acquisition may be one mechanism linking traumatic experiences with the emergence of PTSD symptoms during adolescence.

Youth with more childhood trauma showed greater skin conductance response to the threat relative to safety cue during early fear acquisition, even after controlling for deprivation. Consistent with prior studies (Machlin et al., 2019; McLaughlin et al., 2016), we observed no association between deprivation and fear learning. Prior research in preschool-age youth found that children with greater trauma experiences showed heightened physiological reactivity to the threat cue during fear acquisition after controlling for deprivation (Machlin et al., 2019). Here, we find similar results in a sample of early adolescents when childhood trauma is modelled dimensionally using multiple measures. Interestingly, the

largest prior study examining childhood trauma and fear conditioning found that childhood trauma was associated with poor discrimination between the threat and safety cue during early fear conditioning in children 6 to 18 years old (McLaughlin et al., 2016). Differences in these patterns of results may be due to the severity of traumatic experiences where prior studies include youth with more physical and sexual abuse experiences on the sum of those subscales of the CTQ (DeCross et al., 2022; McLaughlin et al., 2016). The prior studies therefore focused on children with relatively severe exposure to trauma, whereas the childhood trauma in the current sample included experiences of mild and moderate severity (e.g. harsh punishment, witnessing community violence). If severity of trauma accounts for these differences, it suggests that severity of trauma may be important in understanding how youth learn about new threatening stimuli. Differences in the pattern of results could also be due to differences in the age of the samples. Younger participants in the current study showed greater physiological reactivity to the threat and safety cue across fear acquisition, suggesting that physiological reactivity during fear learning may decline across development. Overall, the current study demonstrates

associations between childhood trauma and heightened reactivity to the threat cue controlling for the safety cue in children 10 to 13 years old. This finding also contributes to an increasingly large body of evidence that childhood trauma, controlling for deprivation, is associated with altered fear learning as hypothesized by the dimensional model of adversity (McLaughlin et al., 2014).

As predicted, childhood trauma was associated with physiological reactivity to the threat cue during fear acquisition, but not fear extinction. Prior work has identified that childhood trauma is not associated with physiological reactivity during fear extinction (France et al., 2022; Jovanovic et al., 2014; Marusak et al., 2021). This research suggests that youth with and without experiences of childhood trauma can learn new information about the safety of the threat cue during fear extinction. These results suggest differences in fear learning associated with childhood trauma may be mitigated by new safe experiences with a threat cue.

We also examined if fear learning mediated the relationship between childhood trauma and increases in psychopathology symptoms over time. We found that physiological reactivity to the threat cue during early fear acquisition mediated the relationship between trauma and increases in PTSD symptoms approximately two years later. Youth who have experienced more childhood trauma and show greater physiological response to the threat cue during fear learning had greater increases in PTSD symptoms at follow-up controlling for current symptoms. Conceptually, the finding suggests that youth who have had more traumatic experiences are more vigilant to potentially threatening stimuli or exhibit stronger emotional reactivity to potential threat, which may confer increased risk for PTSD symptoms. Another possible explanation is that youth who have experienced more childhood trauma show higher physiological reactivity to any emotional stimuli, such as trauma-related reminders, with recent work showing associations between childhood trauma and physiological reactivity during interviews about trauma (Grasser et al., 2022; Wiltshire et al., 2022). Limited work has examined fear learning processes in relation to childhood PTSD symptoms. In one study, symptoms of PTSD were associated with elevated reactivity to the threat cue during fear learning (Gamwell et al., 2015). Children with a PTSD diagnosis have additionally shown blunted reactivity to the threat cue compared to children without PTSD during fear acquisition (McLaughlin et al., 2016). Importantly, more work is needed to identify if fear learning may be one mechanism through which childhood trauma may increase the risk for PTSD symptoms in clinical samples and which PTSD symptom clusters may be influenced by changes in fear learning.

Contrary to initial hypotheses, fear learning did not mediate the relationship between childhood trauma and externalizing symptoms. Thus, disruptions in fear learning may confer a specific risk for PTSD symptoms in the current sample rather than psychopathology more broadly. Prior research demonstrated that poor discrimination between the threat and safety cue partially mediated the association of maltreatment exposure with externalizing psychopathology (Fairchild et al., 2008; Gao et al., 2010a; McLaughlin et al., 2016). However, these studies were primarily conducted in clinical samples, such as youth with a conduct disorder diagnosis (Fairchild et al., 2008, 2010; Gao et al., 2010b). This work suggests that fear learning may not be a mechanism linking childhood trauma and externalizing symptoms in community samples like the present study. Future work is needed to determine how fear learning processes may link childhood trauma and psychopathology symptoms in clinical samples.

Consistent with hypotheses, fear learning did not mediate the relationship between childhood trauma and anxiety symptoms. While initial studies found that youth with anxiety showed greater reactivity to the threat cue during fear acquisition (Lieberman et al., 2006; Waters et al., 2009), more recent work has found no significant differences between anxious and health youth during fear learning (Dvir, Horovitz, Aderka, & Shechner, 2019), or heightened responses to both the threat and safety cue during fear learning (Jovanovic et al., 2014). The only prior study assessing mediation identified no mediation effect, suggesting that differential fear learning may not constitute a mechanism linking childhood trauma with anxiety symptoms in youth. Future work may consider anxiety within the context of PTSD symptoms or fear learning paradigms that do not rely on differential fear conditioning as the primary outcome (Grasser & Jovanovic, 2021).

The current study contributes to identifying how childhood trauma is associated with fear learning and how altered fear learning processes may be one mechanism linking childhood trauma and psychopathology symptoms. However, several limitations should be noted. First, data loss resulted in being unable to analyze the fear-potentiated startle data and resulted in different sample sizes across fear acquisition and extinction. Second, though the sample was selected for variability across socioeconomic status and allowed for variability in levels of ELA, the study did not recruit a clinical sample and psychopathology symptoms do not indicate a diagnosis or clinical levels of impairment. Therefore, this study should be replicated with a sample with higher levels of psychopathology to examine if the current findings would replicate in samples with a diagnosis of PTSD. However, the present study suggests that moderate experiences of trauma are associated with fear learning and these differences account for subthreshold symptoms. Finally, childhood trauma and deprivation were measured in early adolescence capturing lifetime experiences and were not reassessed at follow-up. The strongest test of the mediation model would include longitudinal measures of childhood trauma and deprivation in addition to longitudinal measures of psychopathology.

The present study adds to literature suggesting that childhood trauma, but not deprivation, is associated with altered patterns of fear learning in youth. Findings suggest that heightened discrimination between the threat and safety cue is associated with trauma in early adolescence and that greater discrimination between the threat and safety cue in youth with more traumatic experiences is associated with increases in PTSD symptoms over time. These findings highlight specific fear learning processes as a potential mechanism underlying the emergence of trauma-related psychopathology in adolescence. These findings have important implications for preventive interventions aimed at reducing trauma-related psychopathology, with interventions that target heightened vigilance or emotional reactivity to threatening stimuli as potentially promising avenues for preventing worsening PTSD symptoms.

Supplementary material. The supplementary material for this article can be found at <https://doi.org/10.1017/S0033291724001569>

Competing interests. The authors declare none.

References

- Abend, R., Gold, A. L., Britton, J. C., Michalska, K. J., Shechner, T., Sachs, J. F., ... Pine, D. S. (2020). Anticipatory threat responding: Associations with anxiety, development, and brain structure. *Biological Psychiatry*, 87(10), 916–925. doi: 10.1016/j.biopsych.2019.11.006

- Alisic, E., Zalta, A. K., van Wesel, F., Larsen, S. E., Hafstad, G. S., Hassanpour, K., & Smid, G. E. (2014). Rates of post-traumatic stress disorder in trauma-exposed children and adolescents: Meta-analysis. *The British Journal of Psychiatry: The Journal of Mental Science*, *204*, 335–340. doi: 10.1192/bjp.bp.113.131227
- Blair, K. S., Aloï, J., Bashford-Largo, J., Zhang, R., Elowsky, J., Lukoff, J., ... Blair, R. J. (2022). Different forms of childhood maltreatment have different impacts on the neural systems involved in the representation of reinforcement value. *Developmental Cognitive Neuroscience*, *53*, 101051. doi: 10.1016/j.dcn.2021.101051
- Blair, K. S., Aloï, J., Crum, K., Meffert, H., White, S. F., Taylor, B. K., ... Blair, R. J. (2019). Association of different types of childhood maltreatment with emotional responding and response control among youths. *JAMA Network Open*, *2*(5), e194604. doi: 10.1001/jamanetworkopen.2019.4604
- Cantwell, D. P., Lewinsohn, P. M., Rohde, P., & Seeley, J. R. (1997). Correspondence between adolescent report and parent report of psychiatric diagnostic data. *Journal of the American Academy of Child & Adolescent Psychiatry*, *36*(5), 610–619. doi: 10.1097/00004583-199705000-00011
- Carlner, H., Keyes, K. M., McLaughlin, K. A., Meyers, J. L., Dunn, E. C., & Martins, S. S. (2016). Childhood trauma and illicit drug use in adolescence: A population-based national comorbidity survey replication-adolescent supplement study. *Journal of the American Academy of Child and Adolescent Psychiatry*, *55*(8), 701–708. doi: 10.1016/j.jaac.2016.05.010
- Colich, N. L., Hanford, L. C., Weissman, D. G., Allen, N. B., Shirtcliff, E. A., Lengua, L. J., ... McLaughlin, K. A. (2023). Childhood trauma, earlier pubertal timing, and psychopathology in adolescence: The role of cortico-limbic development. *Developmental Cognitive Neuroscience*, *59*, 101187. doi: 10.1016/j.dcn.2022.101187
- Craske, M. G., Waters, A. M., Lindsey Bergman, R., Naliboff, B., Lipp, O. V., Negoro, H., & Ornitz, E. M. (2008). Is aversive learning a marker of risk for anxiety disorders in children? *Behaviour Research and Therapy*, *46*(8), 954–967. doi: 10.1016/j.brat.2008.04.011
- DeCross, S. N., Sambrook, K. A., Sheridan, M. A., Tottenham, N., & McLaughlin, K. A. (2022). Dynamic alterations in neural networks supporting aversive learning in children exposed to trauma: Neural mechanisms underlying psychopathology. *Biological Psychiatry*, *91*(7), 667–675. doi: 10.1016/j.biopsych.2021.09.013
- Dvir, M., Horovitz, O., Aderka, I. M., & Shechner, T. (2019). Fear conditioning and extinction in anxious and non-anxious youth: A meta-analysis. *Behaviour Research and Therapy*, *120*, 103431. doi: 10.1016/j.brat.2019.103431
- Fairchild, G., Stobbe, Y., van Goozen, S. H. M., Calder, A. J., & Goodyer, I. M. (2010). Facial expression recognition, fear conditioning, and startle modulation in female subjects with conduct disorder. *Biological Psychiatry*, *68*(3), 272–279. doi: 10.1016/j.biopsych.2010.02.019
- Fairchild, G., Van Goozen, S. H., Stollery, S. J., & Goodyer, I. M. (2008). Fear conditioning and affective modulation of the startle reflex in male adolescents with early-onset or adolescence-onset conduct disorder and healthy control subjects. *Biological Psychiatry*, *63*(3), 279–285. doi: 10.1016/j.biopsych.2007.06.019
- France, J. M., Reda, M., Marusak, H. A., Riser, M., Wiltshire, C. N., Davie, W. M., ... Jovanovic, T. (2022). Anxiety, fear extinction, and threat-related amygdala reactivity in children exposed to urban trauma. *Journal of Experimental Psychopathology*, *13*(4), 20438087221132501. doi: 10.1177/20438087221132501
- Gamwell, K., Nylocks, M., Cross, D., Bradley, B., Norrholm, S. D., & Jovanovic, T. (2015). Fear conditioned responses and PTSD symptoms in children: Sex differences in fear-related symptoms. *Developmental Psychobiology*, *57*(7), 799–808. doi: 10.1002/dev.21313
- Gao, Y., Raine, A., Venables, P. H., Dawson, M. E., & Mednick, S. A. (2010a). Association of poor childhood fear conditioning and adult crime. *American Journal of Psychiatry*, *167*(1), 56–60. doi: 10.1176/appi.ajp.2009.09040499
- Gao, Y., Raine, A., Venables, P. H., Dawson, M. E., & Mednick, S. A. (2010b). Reduced electrodermal fear conditioning from ages 3 to 8 years is associated with aggressive behavior at age 8 years. *Journal of Child Psychology and Psychiatry*, *51*(5), 550–558. doi: 10.1111/j.1469-7610.2009.02176.x
- Goff, B., Gee, D. G., Telzer, E. H., Humphreys, K. L., Gabard-Durnam, L., Flannery, J., & Tottenham, N. (2013). Reduced nucleus accumbens reactivity and adolescent depression following early-life stress. *Neuroscience*, *249*, 129–138. doi: 10.1016/j.neuroscience.2012.12.010
- Grasser, L. R., & Jovanovic, T. (2021). Safety learning during development: Implications for development of psychopathology. *Behavioural Brain Research*, *408*, 113297. doi: 10.1016/j.bbr.2021.113297
- Grasser, L. R., Saad, B., Bazzi, C., Suhaiban, H. A., Mammo, D. F., Izar, R., ... Jovanovic, T. (2023). The fear that remains: Associations between trauma, related psychopathology, and fear-potentiated startle in youth resettled as refugees. *Developmental Psychobiology*, *65*(4), e22385. doi: 10.1002/dev.22385
- Grasser, L. R., Saad, B., Bazzi, C., Wanna, C., Abu Suhaiban, H., Mammo, D., ... Javanbakht, A. (2022). Skin conductance response to trauma interview as a candidate biomarker of trauma and related psychopathology in youth resettled as refugees. *European Journal of Psychotraumatology*, *13*(1), 2083375. doi: 10.1080/20008198.2022.2083375
- Green, J. G., McLaughlin, K. A., Berglund, P. A., Gruber, M. J., Sampson, N. A., Zaslavsky, A. M., & Kessler, R. C. (2010). Childhood adversities and adult psychiatric disorders in the national comorbidity survey replication I: Associations with first onset of DSM-IV disorders. *Archives of General Psychiatry*, *67*(2), 113–123. doi: 10.1001/archgenpsychiatry.2009.186
- Heleniak, C., Jenness, J. L., Stoep, A. V., McCauley, E., & McLaughlin, K. A. (2016). Childhood maltreatment exposure and disruptions in emotion regulation: A transdiagnostic pathway to adolescent internalizing and externalizing psychopathology. *Cognitive Therapy and Research*, *40*(3), 394–415. doi: 10.1007/s10608-015-9735-z
- Henry, L. M., Gracey, K., Shaffer, A., Ebert, J., Kuhn, T., Watson, K. H., ... Compas, B. E. (2021). Comparison of three models of adverse childhood experiences: Associations with child and adolescent internalizing and externalizing symptoms. *Journal of Abnormal Psychology*, *130*(1), 9–25. doi: 10.1037/abn0000644
- Jenness, J. L., Miller, A. B., Rosen, M. L., & McLaughlin, K. A. (2019). Extinction learning as a potential mechanism linking high vagal tone with lower PTSD symptoms among abused youth. *Journal of Abnormal Child Psychology*, *47*(4), 659–670. doi: 10.1007/s10802-018-0464-0
- Jovanovic, T., Nylocks, K. M., Gamwell, K. L., Smith, A., Davis, T. A., Norrholm, S. D., & Bradley, B. (2014). Development of fear acquisition and extinction in children: Effects of age and anxiety. *Neurobiology of Learning and Memory*, *113*, 135–142. doi: 10.1016/j.nlm.2013.10.016
- Kessler, R. C., Avenevoli, S., Costello, E. J., Georgiades, K., Green, J. G., Gruber, M. J., ... Merikangas, K. R. (2012). Prevalence, persistence, and sociodemographic correlates of DSM-IV disorders in the national comorbidity survey replication adolescent supplement. *Archives of General Psychiatry*, *69*(4), 372–380. doi: 10.1001/archgenpsychiatry.2011.160
- Kim, S. G., Weissman, D. G., Sheridan, M. A., & McLaughlin, K. A. (2023). Child abuse and automatic emotion regulation in children and adolescents. *Development and Psychopathology*, *35*(1), 157–167. doi: 10.1017/S0954579421000663
- Lambert, H. K., King, K. M., Monahan, K. C., & McLaughlin, K. A. (2017). Differential associations of threat and deprivation with emotion regulation and cognitive control in adolescence. *Development and Psychopathology*, *29*(3), 929–940. doi: 10.1017/S0954579416000584
- Lengua, L. J., Kiff, C., Moran, L., Zalewski, M., Thompson, S., Cortes, R., & Ruberry, E. (2014). Parenting mediates the effects of income and cumulative risk on the development of effortful control. *Social Development*, *23*(3), 631–649. doi: 10.1111/sode.12071
- Lengua, L. J., Thompson, S. F., Moran, L. R., Zalewski, M., Ruberry, E. J., Klein, M. R., & Kiff, C. J. (2019). Pathways from early adversity to later adjustment: Tests of the additive and bidirectional effects of executive control and diurnal cortisol in early childhood. *Development and Psychopathology*, *32*(2), 545–558. doi: 10.1017/S0954579419000373
- Liberman, L. C., Lipp, O. V., Spence, S. H., & March, S. (2006). Evidence for retarded extinction of aversive learning in anxious children. *Behaviour Research and Therapy*, *44*(10), 1491–1502. doi: 10.1016/j.brat.2005.11.004
- Machlin, L., Miller, A. B., Snyder, J., McLaughlin, K. A., & Sheridan, M. A. (2019). Differential associations of deprivation and threat with cognitive control and fear conditioning in early childhood. *Frontiers in Behavioral Neuroscience*, *13*, 80. doi: 10.3389/fnbeh.2019.00080

- Marusak, H. A., Hehr, A., Bhogal, A., Peters, C., Iadipaolo, A., & Rabinak, C. A. (2021). Alterations in fear extinction neural circuitry and fear-related behavior linked to trauma exposure in children. *Behavioural Brain Research*, 398, 112958. doi: 10.1016/j.bbr.2020.112958
- McLaughlin, K. A. (2016). Future directions in childhood adversity and youth psychopathology. *Journal of Clinical Child & Adolescent Psychology*, 45(3), 361–382. doi: 10.1080/15374416.2015.1110823
- McLaughlin, K. A., Conron, K. J., Koenen, K. C., & Gilman, S. E. (2010). Childhood adversity, adult stressful life events, and risk of past-year psychiatric disorder: A test of the stress sensitization hypothesis in a population-based sample of adults. *Psychological Medicine*, 40(10), 1647–1658. doi: 10.1017/S0033291709992121
- McLaughlin, K. A., Greif Green, J., Gruber, M. J., Sampson, N. A., Zaslavsky, A. M., & Kessler, R. C. (2012). Childhood adversities and first onset of psychiatric disorders in a national sample of us adolescents. *Archives of General Psychiatry*, 69(11), 1151–1160. doi: 10.1001/archgenpsychiatry.2011.2277
- McLaughlin, K. A., Peverill, M., Gold, A. L., Alves, S., & Sheridan, M. A. (2015). Child maltreatment and neural systems underlying emotion regulation. *Journal of the American Academy of Child & Adolescent Psychiatry*, 54(9), 753–762. doi: 10.1016/j.jaac.2015.06.010
- McLaughlin, K. A., Sheridan, M. A., Gold, A. L., Duys, A., Lambert, H. K., Peverill, M., ... Pine, D. S. (2016). Maltreatment exposure, brain structure, and fear conditioning in children and adolescents. *Neuropsychopharmacology*, 41(8), 1956–1964. doi: 10.1038/npp.2015.365
- McLaughlin, K. A., Sheridan, M. A., & Lambert, H. K. (2014). Childhood adversity and neural development: Deprivation and threat as distinct dimensions of early experience. *Neuroscience & Biobehavioral Reviews*, 47, 578–591. doi: 10.1016/j.neubiorev.2014.10.012
- McLaughlin, K. A., Weissman, D., & Bitrán, D. (2019). Childhood adversity and neural development: A systematic review. *Annual Review of Developmental Psychology*, 1(1), 277–312. doi: 10.1146/annurev-devpsych-121318-084950
- Mehta, M. A., Golemboski, N. I., Nosarti, C., Colvert, E., Mota, A., Williams, S. C. R., ... Sonuga-Barke, E. J. S. (2009). Amygdala, hippocampal and corpus callosum size following severe early institutional deprivation: The English and Romanian adoptees study pilot. *Journal of Child Psychology and Psychiatry*, 50(8), 943–951. doi: 10.1111/j.1469-7610.2009.02084.x
- Merikangas, K. R., He, J.-P., Burstein, M., Swanson, S. A., Avenevoli, S., Cui, L., ... Swendsen, J. (2010). Lifetime prevalence of mental disorders in U.S. Adolescents: Results from the national comorbidity survey replication – adolescent supplement (NCS-A). *Journal of the American Academy of Child and Adolescent Psychiatry*, 49(10), 980–989. doi: 10.1016/j.jaac.2010.05.017
- Miller, A. B., Machlin, L., McLaughlin, K. A., & Sheridan, M. A. (2021). Deprivation and psychopathology in the Fragile families study: A 15-year longitudinal investigation. *Journal of Child Psychology and Psychiatry*, 62(4), 382–391. doi: 10.1111/jcpp.13260
- Miller, A. B., Sheridan, M. A., Hanson, J. L., McLaughlin, K. A., Bates, J. E., Lansford, J. E., ... Dodge, K. A. (2018). Dimensions of deprivation and threat, psychopathology, and potential mediators: A multi-year longitudinal analysis. *Journal of Abnormal Psychology*, 127(2), 160–170. doi: 10.1037/abn0000331
- Milojevic, H. M., Machlin, L., & Sheridan, M. A. (2020). Early adversity and children's emotion regulation: Differential roles of parent emotion regulation and adversity exposure. *Development and Psychopathology*, 32(5), 1788–1798. doi: 10.1017/S0954579420001273
- Milojevic, H. M., Norwalk, K. E., & Sheridan, M. A. (2019). Deprivation and threat, emotion dysregulation, and psychopathology: Concurrent and longitudinal associations. *Development and Psychopathology*, 31(3), 847–857. doi: 10.1017/S0954579419000294
- Naudé, A. R., Machlin, L., Furlong, S., & Sheridan, M. A. (2022). Threat responsivity predicts posttraumatic stress disorder hyperarousal symptoms in children after hurricane florence. *Cognitive, Affective, & Behavioral Neuroscience*, 22(4), 690–702. doi: 10.3758/s13415-022-00984-3
- Preacher, K. J., & Hayes, A. F. (2008). Asymptotic and resampling strategies for assessing and comparing indirect effects in multiple mediator models. *Behavior Research Methods*, 40(3), 879–891. doi: 10.3758/BRM.40.3.879
- Puetz, V. B., Viding, E., Gerin, M. I., Pingault, J.-B., Sethi, A., Knodt, A. R., ... McCrory, E. (2019). Investigating patterns of neural response associated with childhood abuse v. Childhood neglect. *Psychological Medicine*, 50(8), 1398–1407. doi: 10.1017/S003329171900134X
- Shechner, T., Britton, J. C., Ronkin, E. G., Jarcho, J. M., Mash, J. A., Michalska, K. J., ... Pine, D. S. (2015). Fear conditioning and extinction in anxious and nonanxious youth and adults: Examining a novel developmentally appropriate fear-conditioning task. *Depression and Anxiety*, 32(4), 277–288. doi: 10.1002/da.22318
- Sheridan, M. A., & McLaughlin, K. A. (2014). Dimensions of early experience and neural development: Deprivation and threat. *Trends in Cognitive Sciences*, 18(11), 580–585. doi: 10.1016/j.tics.2014.09.001
- Sheridan, M. A., Peverill, M., Finn, A. S., & McLaughlin, K. A. (2017). Dimensions of childhood adversity have distinct associations with neural systems underlying executive functioning. *Development and Psychopathology*, 29(5), 1777–1794. doi: 10.1017/S0954579417001390
- Stenson, A. F., Nugent, N. R., van Rooij, S. J. H., Minton, S. T., Compton, A. B., Hinrichs, R., & Jovanovic, T. (2021). Puberty drives fear learning during adolescence. *Developmental Science*, 24(1), e13000. doi: 10.1111/desc.13000
- Waters, A. M., Henry, J., & Neumann, D. L. (2009). Aversive Pavlovian conditioning in childhood anxiety disorders: Impaired response inhibition and resistance to extinction. *Journal of Abnormal Psychology*, 118(2), 311–321. doi: 10.1037/a0015635
- Weissman, D. G., Bitran, D., Miller, A. B., Schaefer, J. D., Sheridan, M. A., & McLaughlin, K. A. (2019). Difficulties with emotion regulation as a transdiagnostic mechanism linking child maltreatment with the emergence of psychopathology. *Development and Psychopathology*, 31(3), 899–915. doi: 10.1017/S0954579419000348
- Weissman, D. G., Rosen, M. L., Colich, N. L., Sambrook, K. A., Lengua, L. J., Sheridan, M. A., & McLaughlin, K. A. (2022). Exposure to violence as an environmental pathway linking low socioeconomic status with altered neural processing of threat and adolescent psychopathology. *Journal of Cognitive Neuroscience*, 34(10), 1892–1905. doi: 10.1162/jocn_a_01825
- Wilcox, R. R., & Keselman, H. J. (2003). Modern robust data analysis methods: Measures of central tendency. *Psychological Methods*, 8(3), 254–274. doi: 10.1037/1082-989X.8.3.254
- Wiltshire, C. N., Wanna, C. P., Stenson, A. F., Minton, S. T., Reda, M. H., Davie, W. M., ... Jovanovic, T. (2022). Associations between children's trauma-related sequelae and skin conductance captured through mobile technology. *Behaviour Research and Therapy*, 150, 104036. doi: 10.1016/j.brat.2022.104036