

Ham

The Journal of Laryngology and Otology

EDITED BY
G. H. BATEMAN

ASSISTANT EDITOR
LIONEL TAYLOR

Contents

✓ The Combined Approach for Tympanoplasty (Report on 10 years' Experience)	C. JANSEN	779
Systemic Microcirculatory Changes in Otosclerotic Patients (A Biomicroscopic Study)	A. EVIATAR and E. DAVIS	795
A Case of Gentamicin Accentuated Hearing Loss	S. D. G. STEPHENS	803
Modified Surgery for Buccal Neoplasms	G. P. BRIDGER	809
Radical Surgery for Ethmoid Cancer	G. P. BRIDGER and O. H. SHAHEEN	817
Clinical Records—		
Laryngeal Trauma	JOHN DUFF	825
Anginose Type of Infectious Mononucleosis Re- quiring Tracheostomy	P. T. MARFATIA	831
✓ An Operative Procedure in Cases of Acute Epistaxis	L. H. HIRANANDANI	833
Chorda Tympani Neurectomy. A new Approach to Submaxillary Sialolithiasis	H. ZALIN	835
Haemangiopericytoma in Nasal Cavity	B. S. GILL and Y. N. MEHRA	839
Supernumerary Tooth in the Floor of the Nose	L. H. HIRANANDANI and R. D. MELGIRI	845

Headley Brothers Ltd
Ashford, Kent

The Journal of Laryngology and Otology

(FOUNDED in 1887 by MORELL MACKENZIE and NORRIS WOLFENDEN)

EDITED BY

G. H. BATEMAN

ASSISTANT EDITOR

LIONEL TAYLOR

1. Original articles which have not been published elsewhere are invited and should be sent to the Editor. They are considered for publication on the understanding that they are contributed to this *Journal* solely. Reproduction elsewhere, in whole or in part, is not permitted without the previous written consent of the Author and Editor and the customary acknowledgment must be made.

2. Manuscripts should be typewritten, on one side only of the paper, and well spaced. Captions to illustrations should be typed on a separate sheet and sent at the same time as original photographs, etc.

The Harvard system of recording references should be used, e.g. GREEN, C., and BROWN, D. (1951) *J. Laryng.*, 65, 33. Abbreviations of Journals should follow the style recommended in *World Medical Periodicals*, published by World Health Organization, 1952.

It is most important that authors should verify *personally* the accuracy of every reference before submitting a paper for publication.

3. Galley proofs and engraver's proofs of illustrations are sent to the author. Corrections, which should be kept to a minimum, must be clearly marked, and no extra matter added. Proofs should be returned within 5 days.

4. Illustration blocks will normally be held by the Printers for three years, after which they will be destroyed. Any author is entitled to have these returned to him, but a request for this must be sent within three years of the appearance of the article, to HEADLEY BROTHERS LTD., The Invicta Press, Ashford, Kent. Coloured illustrations will be charged to authors, unless a special grant is authorized by the Editor.

5. Orders for reprints must be sent when returning galley proofs, and for this purpose special forms are supplied.

6. Editorial communications may be addressed to THE EDITOR, *Journal of Laryngology*, c/o HEADLEY BROTHERS LTD., The Invicta Press, Ashford, Kent.

7. The annual subscription is five guineas sterling (U.S.A. \$15) post free, and payable in advance.

8. Single copies will be on sale at 12s. 6d. each; copies of parts up to Vol. LXIII which are available may be purchased at 7s. 6d. each.

9. All subscriptions, advertising and business communications should be sent to the publishers, HEADLEY BROTHERS LTD., The Invicta Press, Ashford, Kent.

United States of America

Orders for this *Journal* may be sent through local booksellers, or to STECHERT-HAFNER, INC., 31-33 East 10th Street, New York, or direct to the publishers, HEADLEY BROTHERS LTD., The Invicta Press, Ashford, Kent, England.

© *Journal of Laryngology and Otology*, 1968

from the
A & M
audiometric
division

A & M Hearing Aids Ltd., the largest British Hearing Aid Manufacturers, now offer a range of special Audiometric products, entirely new in concept. For example:

The COMMUNICATOR



This simplifies communication with patients that do not have an adequate hearing aid. It consists of a hand-held microphone linked to a lorgnette receiver. The speaker holds the microphone and speaks in a normal conversational tone while the patient holds the receiver to the ear. The unit is powered by one D 14 torch battery. The cost of the communicator is £38 complete.


A & M Hearing Aids Ltd, Makers of

ACOUSTICON & MULTITONE Hearing Aids

For further information, please contact
R. J. Guest, Manager,
A & M Audiometric Division,
9, New Cavendish Street, London W.1. Tel: 01-935 5218

Please mention *The Journal of Laryngology and Otology* when replying to advertisements

Announcing . . . an Audiometer of exceptional distinction



THE **AMPLIVOX** MODEL 103 DIAGNOSTIC AUDIOMETER

to ISO Specification R389:1964

A sophisticated design for the comprehensive evaluation of hearing acuity and the differential diagnosis of hearing impairments

- * Easy-to-use controls for all tests from simple clinical to advanced research levels
- * Narrow band masking for pure tone, wide band white noise for speech
- * Unique masking threshold indicator
- * Plug-in Adaptor for SISI and Lüscher Tests
- * Unique Patient's Signal assists subject's concentration
- * Photo-electric switching for noise-free operation
- * Twin channel facilities with multiple switching for dozens of tests
- * Plug-in circuit boards for ease of service
- * Output for free field audiometry

Please write for technical literature

AMPLIVOX

Hearing Centres, Ltd
Beresford Avenue, Wembley, Middx. Tel: 01-902 8991

Please mention *The Journal of Laryngology and Otology* when replying to advertisements

THE **AMPLIVOX** MODEL 103 DIAGNOSTIC AUDIOMETER

provides

- * Pure Tone by Air Conduction
- * Pure Tone by Bone Conduction
- * Narrow Band Masking
- * Wide Band White Noise Masking
- * Alternate Binaural Loudness Balance
- * Simultaneous Binaural Loudness Balance
- * Speech, Live Voice or Recorded
- * SISI Test
- * Lüscher DL Test
- * SAL Test
- * Rainville Test
- * Shifting Voice
- * Stenger Test, Pure Tone or Speech
- * Tone Decay Test
- * Output for Free Field Audiometry
- * Talk-over Facility
- * Dual Interrupters

and many other features in an instrument of great flexibility

also **CALIBRATION SERVICE,
SCREENING, SPEECH, CLINICAL
AND INDUSTRIAL AUDIOMETERS,
MANUAL AND BÉKÉSY**

plus **AUDIOMETER BOOTHS,
BEHAVIOURAL RESEARCH CABINS,
EXAMINATION ROOMS**

A complete service
for the Otologist including Ear Defenders, Hearing Aids, etc.




Please write for comprehensive literature to meet your needs

Please mention *The Journal of Laryngology and Otology* when replying to advertisements

PETERS AP/5 CLINIC AUDIOMETER

WITH SYNCHRONOUS MASKING



This new clinic audiometer of very advanced design offers:

- A continuous frequency range with continuously variable attenuation accurate and readable to less than 1 db.
- Synchronous masking. A new, accurate and speedier masking technique, which is semi-automatic.
- Narrow band masking for pure-tone measurements and white noise for speech.
- Automatic loudness balance switching.
- The SISI Test, the Rainville B.C. Test, automatic pulsing.
- Full speech facilities.
- Interchangeable slide and plug in sub-chassis.
- Operator checks of output and threshold.

Five additional features are offered by the still more advanced
PETERS AP/6 CLINIC AUDIOMETER

Both audiometers can be used with the "PETERS" automatic
BÉKÉSY ACCESSORY

write for full details to:

ALFRED PETERS AND SONS LTD
 GELL STREET SHEFFIELD 3

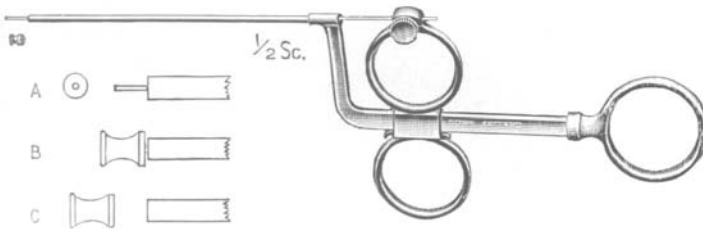
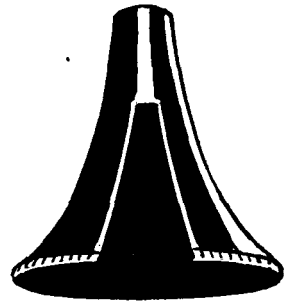
Please mention *The Journal of Laryngology and Otology* when replying to advertisements



INSTRUMENTS FOR MIDDLE EAR SURGERY

Rosen's Slotted Specula, as used by Mr. Angell James; 4 sizes, 4, 5, 6 and 7 mm.

Catalogue reference L 247-16



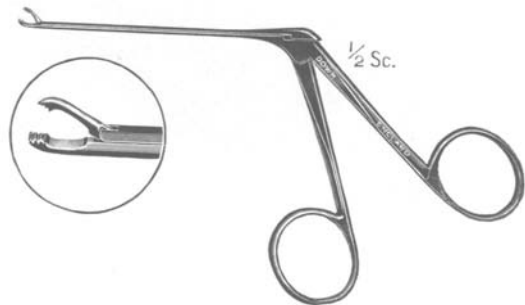
GROMMET APPLICATOR

by
G. A. Moulden
M.D., D.L.O.

Catalogue reference L 283-42

STRIDE'S WIRE CLOSING FORCEPS

Catalogue reference L 290-13



DOWN BROS. AND MAYER & PHELPS LTD
CHURCH PATH, MITCHAM, SURREY, ENGLAND

In Canada

410 Dundas Street West, Toronto, 2B, Canada

In U.S.A.

Downs Surgical Inc., 2730 Pine Avenue, Niagara Falls, N.Y. 14301

Please mention *The Journal of Laryngology and Otology* when replying to advertisements

Just one of the reasons why Ceporin has an important place in the ENT unit



Please mention *The Journal of Laryngology and Otology* when replying to advertisements

Ceporin

cephaloridine

Broad spectrum

Ceporin is highly active against most gram-positive organisms—including penicillin-resistant staphylococci—and many gram-negative organisms.

Bactericidal

Ceporin rapidly kills susceptible organisms at or near the minimum inhibitory concentration, leaving little opportunity for resistance to develop.

Safe

Ceporin has a very low toxicity and can be given safely to the newborn.¹ Ceporin is usually well tolerated by patients allergic to penicillin² and in reduced dosage is safe to use in acute renal failure.³

Clinical success

Ceporin's broad-spectrum, bactericidal activity will be particularly useful in this winter's throat infections and their associated complications such as otitis media and sinusitis. Ceporin is especially valuable in penicillin-resistant staphylococcal infections⁴ and streptococcal infections in penicillin-hypersensitive patients. Its exceptionally broad spectrum also helps to ensure success when mixed infections are encountered—as, for example, in sinusitis.

References

1. Supp. to *Postgrad. med. J.* (Aug. 1967) **43**, 105, 112
2. *Amer. J. med. Sci.* (1966) **251**, 275
3. Supp. to *Postgrad. med. J.* (Aug. 1967) **43**, 87, 92
4. Supp. to *Postgrad. med. J.* (Aug. 1967) **43**, 67

Please mention *The Journal of Laryngology and Otology* when replying to advertisements

For your detailed reading

Ceporin cephaloridine

Ceporin is cephaloridine, a semi-synthetic, broad-spectrum, bactericidal antibiotic derived from cephalosporin C, presented as a water-soluble crystalline powder for parenteral administration in solution. It is usually well tolerated by patients who are allergic to penicillin.

Antibacterial activity

Ceporin is highly active against *Staphylococcus aureus* including strains which are resistant to penicillin, *Streptococcus pyogenes*, *Streptococcus viridans*, *Diplococcus pneumoniae*, *Corynebacterium diphtheriae*, *Bacillus anthracis*, *Clostridia* spp. and some strains of *Streptococcus faecalis* (enterococcus). Gram-negative organisms which are sensitive to Ceporin include *Proteus mirabilis* (the commonest infecting organism of the *Proteus* species), *Escherichia coli*, *Neisseria meningitidis*, *Neisseria gonorrhoea*, most strains of *Klebsiella pneumoniae*, and many strains of *Haemophilus influenzae*. Ceporin is also active against *Treponema* and *Leptospira* spp. It has no activity clinically against *Pseudomonas aeruginosa* (*pyocyanea*), *Mycobacterium tuberculosis*, *Brucella abortus*, most strains of *Aerobacter aerogenes*, pathogenic fungi, protozoa or viruses. Ceporin is highly bactericidal. Like the penicillins it acts principally against actively growing and dividing cells, of which usually more than 99% are killed in two to five hours, at concentrations only slightly higher than the minimum inhibitory concentration. Development of resistance is therefore uncommon. Ceporin is relatively insensitive to staphylococcal penicillinase.

Indications

Respiratory tract infections: follicular tonsillitis,

pharyngitis, sinusitis, acute and chronic bronchitis, infected bronchiectasis, bacterial pneumonia and bronchopneumonia, post-operative chest infections, empyema, lung abscess and complicated whooping cough.

Urinary tract infections: acute and chronic pyelonephritis, cystitis, asymptomatic bacteriuria and bacterial prostatitis. Soft-tissue and skin infections: furunculitis, cellulitis, carbuncles, abscesses, erysipelas, infected gangrene, otitis media and mastoiditis, peritonitis and post-traumatic and post-surgical wound infections.

Other infections: septicæmia, whether gram-positive or gram-negative. Endocarditis, both acute and subacute. Meningitis, especially pneumococcal. Gynaecological and obstetrical infections, including septic abortion, uterine infections, endometritis, amnionitis, pelvic abscess, pelvic cellulitis, breast abscess and prophylactically in Caesarean section and prolonged labour. Neo-natal infection, prophylaxis and treatment. Gonorrhoea and syphilis where penicillin is unsuitable due to resistant organisms or allergy. Bone and joint infections, including osteomyelitis and septic arthritis. Intensive care, artificial kidney and peritoneal dialysis units — prophylactically and therapeutically.

Prophylactically in open-heart, vascular and genito-urinary surgery. Also in orthopaedic surgery where amputations are undertaken because of inadequate blood supply to limbs.

Dental treatment: patients receiving long-term penicillin prophylaxis against endocarditis require a different antibiotic whilst undergoing dental treatment and Ceporin is well suited for this purpose.

General dosage and administration

Ceporin is not absorbed by mouth. It is usually given by intramuscular or deep subcutaneous injection, which is painless and well tolerated. It may also be given intravenously, intrathecally, intrapleurally or intraperitoneally.

Table 1 General guide to dosage (see also specific dosage recommendations section)

Indications	Adults	Infants and children
Gram-positive infections of a mild or moderate nature* and urinary tract infections	15 to 30 mg/kg/day e.g. 0.5 gram two or three times a day or 1 gram twice a day	15 to 30 mg/kg/day (7 to 14 mg/lb/day) divided into two or three doses
*Acute, simple, soft tissue infections	1 gram once a day is adequate	
Gram-negative or mixed infections (except those of the urinary tract) and severe gram-positive infections	40 to 66 mg/kg/day e.g. 1 gram three times a day or 1.5 grams two or three times a day or 2 grams twice a day	40 to 60 mg/kg/day (18 to 27 mg/lb/day) divided into two or three doses
Infections of exceptional severity (e.g., bacterial endocarditis and septicæmia) and severe, chronic, purulent bronchitis	60 to 100 mg/kg/day e.g. 1.5 to 2 grams three times a day or 1 gram four times a day	60 to 100 mg/kg/day (27 to 45 mg/lb/day) divided into two to four doses
Neo-natal infections therapy		30 mg/kg/day divided into two doses
prophylaxis		30 mg/kg/day as one daily dose

General guide to dosage in presence of impaired renal function

If renal function is impaired and the dosage of the drug not reduced, then abnormally high, and possibly toxic, levels of the drug may accumulate in the blood and tissues. The degree of renal functional impairment should be determined (as, for example, by creatinine clearance, serum creatinine and blood urea) and, if possible, blood

levels of the antibiotic should be monitored. Table 2 is an approximate guide to continuation dosage, following a loading dose of 1 gram of Ceporin. Adjustment may be needed for individual patients according to the blood levels of drug achieved, and the dosage reduced if progressively increasing serum levels are found.

(continued overleaf)

Please mention *The Journal of Laryngology and Otology* when replying to advertisements

Table 2

Blood urea mg/100 ml	Serum creatinine mg/100 ml	Creatinine clearance ml/min	Recommended maximum dosage of Ceporin grams daily
60 to 100	1.2 to 4	>10	2.0
100 to 200	4 to 6	5 to 10	1.0
>200	>6	<5	0.5

Side effects and toxicity

With a dosage of 6 grams or more daily, hyaline casts have appeared temporarily in the urine of some patients, occasionally accompanied by scanty other cellular elements. There have also been rare reports of disturbance of renal function associated with high blood levels of Ceporin. It is important, therefore, when using high doses of the drug (6 grams or more daily) or when renal function is impaired, to avoid abnormally high blood levels of Ceporin. Dosage should be adjusted carefully in patients with severe renal impairment in accordance with blood levels of the drug (see section on dosage recommendations for patients with impaired renal function). As with other antibiotics, Ceporin should be administered with caution to patients with a history of allergy, especially to drugs (including penicillin). Ceporin is usually tolerated well by patients allergic to penicillin, but cross-reaction with penicillin has been encountered rarely. Ceporin occasionally causes hypersensitivity reactions, mostly skin rashes. If this happens the drug should be stopped and not used again in that patient. Very rarely an anaphylactic reaction has developed. In this event the drug should be discontinued immediately and

the patient treated at once with the usual agents (adrenaline, antihistamines and an intravenous corticosteroid). A few cases of reversible neutropenia have been reported and a temporary slight rise in serum glutamic-oxaloacetic transaminase has been noted. Reversible nystagmus and signs of cerebral irritation have occurred following intrathecal administration of 100 mg or more, but not when the maximum adult intrathecal dose does not exceed 50 mg. There has been no laboratory or clinical evidence of teratogenicity or embryopathic effects but, as with all drugs, Ceporin should be used with caution in the early months of pregnancy.

Legal restriction

To be supplied on prescription only
(Therapeutic Substances Act: Part II)

Presentation

Ceporin is issued in vials containing 250 mg, 500 mg and 1 gram of cephaloridine, packed singly and in boxes of five. Vials containing 100 mg of cephaloridine are packed in boxes of five only.



**Ceporin is a
Glaxo trade mark**

**Detailed literature
available on request**

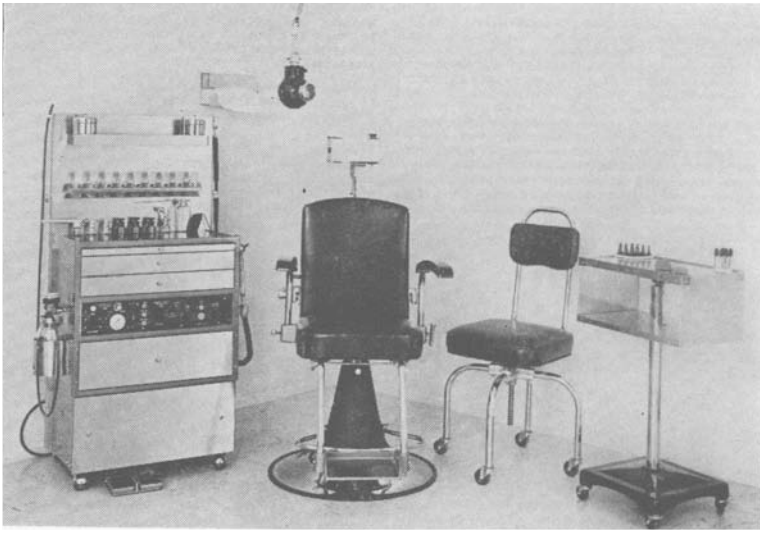


**Glaxo Laboratories Ltd
Greenford, Middlesex**

Please mention *The Journal of Laryngology and Otology* when replying to advertisements

Specifically designed for you and your patients. Precision-engineered, functionally-built equipment for the Ear, Nose and Throat and other Specialists.

S.M.R. keeps you and your patients' comfort and satisfaction in mind. Whatever your needs . . . whether they be for one unit or a completely equipped treatment room, you are assured of the finest . . . a room that reflects professional good taste.



Picture shows what can be done with small treatment room areas. The rooms are complete from the compact treatment unit to the physician's stool. Yet, this equipment fits easily and functionally into a small area. This is just one of many room arrangements available from S.M.R.



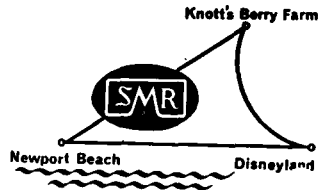
STAINLESS STEEL POLISH

SMR Stainless Steel Polish cleans and preserves with superior results —ends fingerprints, watermarks and surface stains.

22 oz. economy size . . . \$2.50

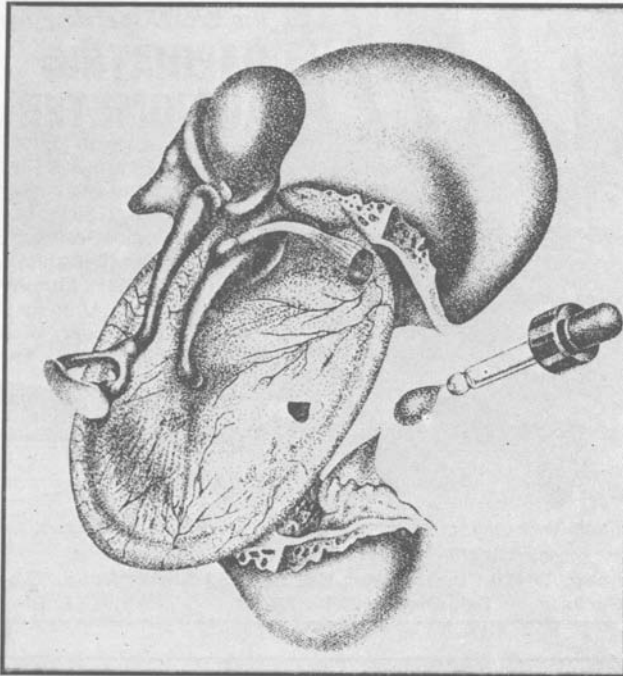
SURGICAL MECHANICAL RESEARCH INC.

P.O. Box 1185, Newport Beach, Calif. 92663
FACTORY DIRECT SALES



Please send for our new catalog
Direct factory sales, F.O.B. Newport Beach, Calif.

Please mention *The Journal of Laryngology and Otology* when replying to advertisements



Any earache, any age new AUDAX Ear Drops relieves pain in minutes

AUDAX formulation is unique providing choline saliyclate – a very effective local analgesic, anti-inflammatory and anti-pruritic agent with its own spectrum of anti-microbial action together with a penetrant to assure direct contact with the painful area.

analgesic, antimicrobial
anti-inflammatory, anti-pruritic

AUDAX Ear Drops are indicated in the following clinical conditions – acute and chronic otitis media, acute and chronic otitis externa, inflammation in the external auditory canal, and for the relief of pruritus and pain of boils and furuncles in the external auditory canal.

AUDAX Ear Drops contain no sensitising or irritant constituents.



Full information on request
H R Napp Limited, Watford, England

AUDAX is a regd. trade mark. A new product of Napp Group Research—dedicated to Physician and Patient.


Please mention *The Journal of Laryngology and Otology* when replying to advertisements

LINCO

Instruments for Audiology

Manufacturers and Distributors of the World's leading makes

PAEDIATRIC AUDIOMETER AU-1



A small pure-tone, free-field Audiometer intended for hearing tests of Babies and young Children. Designed by staff of the Atomic Weapons Research Establishment at Aldermaston Berkshire to the specification of Dr. K. P. Murphy of the Audiology Research Unit in Reading. It is manufactured under licence from the United Kingdom Atomic Energy Authority

Price
£37 10s.
ex works



Our range includes instruments from the most eminent manufacturers throughout the world. Please let us know your needs

G. C. Johnson, Leyton Instrument Co. Ltd., 54 Albert Road, Caversham, Reading, Berks Telephone: 0734 72293 Cables: Linco Reading

THE LARYNGOSCOPE

A Monthly Journal
devoted to the disease of
EAR, NOSE AND THROAT

*Official organ for the American Laryngological
Rhinological and Otological Society*

Price \$18.00 per year Canada \$19.00 per year
Foreign \$19.00 per year

ESTABLISHED 1896

THEODORE E. WALSH, M.D.
EDITOR

517 SOUTH EUCLID AVENUE
SAINT LOUIS MO. 63110.

Please mention *The Journal of Laryngology and Otology* when replying to advertisements

Refer your patients to

Ingrams

INDEPENDENT HEARING AID SUPPLIERS

*Ingrams have the
different makes
to choose from*

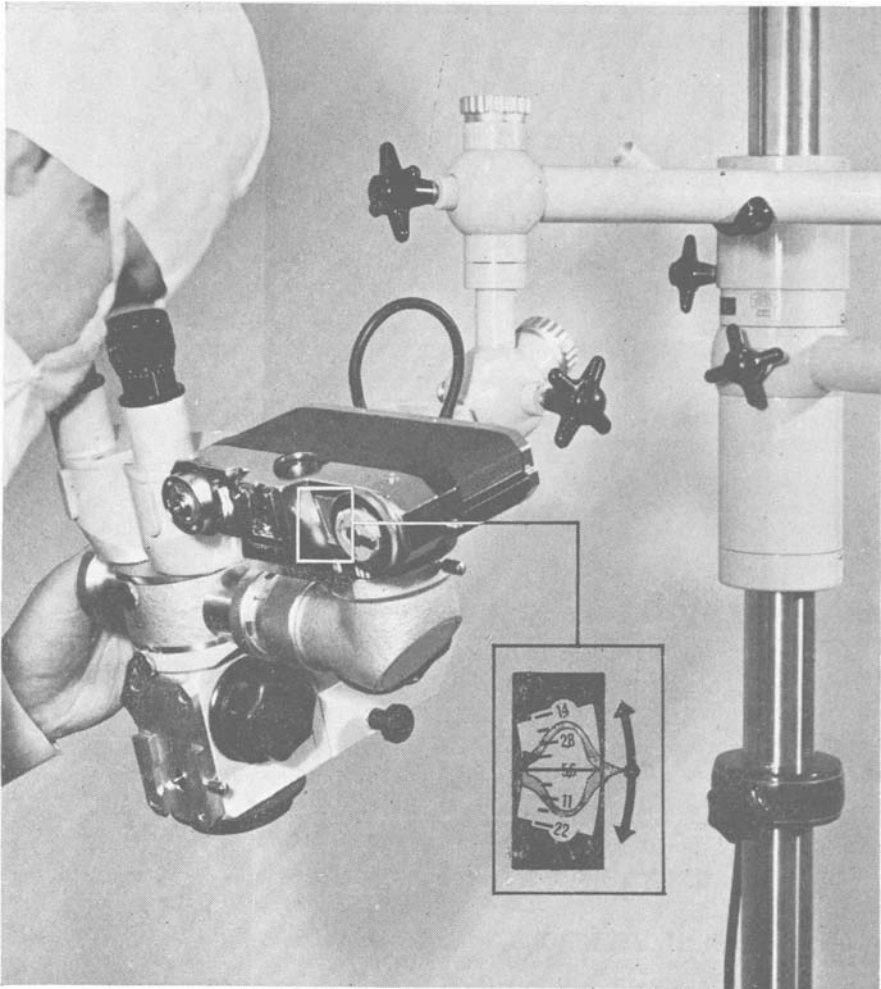
LONDON	2 Shepherd Street, London, W.1. <i>(2 minutes from Green Park)</i>	Hyde Park 9041
BIRMINGHAM	20 Auchinleck Sq, Broad St, Birmingham, 15. <i>(In the Five Ways Shopping Centre)</i>	Midland 4314
BRIGHTON	5 Duke Street, Brighton, 1, <i>(First turning off West Street)</i>	Brighton 28699
CROYDON	11 Essex House, College Road, Croydon. <i>(Opposite the Technical College)</i>	Croydon 4663
MANCHESTER	Mansfield Chambers (Rooms 21 & 22), 17 St. Anne's Square, Manchester, 2. <i>(Off Deansgate)</i>	Blackfriars 4104 (STD Code 061-834 4104)

...and in SCOTLAND it's BONOCHORD-INGRAMS...

ABERDEEN	461, Union Street, Aberdeen. <i>(Near Holborn Junction)</i>	Aberdeen 29632
EDINBURGH	17, Stafford Street, Edinburgh. <i>(Corner of Alva Street)</i>	Caledonian 1942
GLASGOW	38 Bath Street, Glasgow, C.2. <i>(Next door to Glasgow Corporation Transport Office)</i>	Douglas 7710

Domiciliary visits in EVERY part of the country.
INGRAMS FOR THE LARGER RANGE OF HEARING AIDS—
Subscribers to the Code of Ethics of the Hearing Aid Industry Association.

Please mention *The Journal of Laryngology and Otology* when replying to advertisements



Operating Microscope 1

now available with:—

a) Special 80VA transformer and 50w bulb for improved higher intensity illumination for photography and when the Observation Tube is used. The transformer has a 4 position switch on the front panel with the following settings.

Off—underrun 25 watts — normal 50 watts — overrun 80 watts. The equipment can be fitted to existing microscopes and satisfies the M.O.H. safety recommendations.

b) New Contarex Super Camera with built-in exposure measuring device. Simply by rotating the aperture diaphragm until the indicator scale facing the observer shows the pointer in the correct position, a correcting exposed negative is obtained.

Demonstrations of the new equipment can be undertaken at Hospital departments.

Full details on request from Carl Zeiss at Degenhardt & Co. Ltd., Carl Zeiss House, 20 22 Mortimer Street, London W1N 8AP 01-636 8050 (15 lines).

ZEISS



West
Germany

Degenhardt

Please mention *The Journal of Laryngology and Otology* when replying to advertisements