

The Journal of Laryngology and Otology

EDITED BY

WALTER HOWARTH

ASSISTANT EDITOR

R. SCOTT STEVENSON

WITH THE COLLABORATION OF

G. H. BATEMAN V. E. NEGUS R. G. MACBETH

Contents

IRRADIATION OF THE NASOPHARYNX IN EUSTACHIAN OBSTRUCTION	J. CHALMERS BALLANTYNE
THE FENESTRATION OPERATION: SOME DIFFICULTIES	WILLIAM MCKENZIE
EMERGENCY OPERATIONS IN LARYNGO-TRACHEAL DYSPNEA	A. RÉTHI
MALIGNANT DISEASE OF THE NASOPHARYNX	F. C. ORMEROD
CLINICAL RECORDS—	
ETHMOIDAL FIBRO-ANGIOMA	ANTHONY RADCLIFFE
A CASE OF NASAL GLIOMA	T. M. BANHAM and H. S. SHARP
CLINICAL NOTE—	
ASPIRATION OF THE MIDDLE EAR	G. A. MOULDEN
SOCIETIES' PROCEEDINGS—	
ROYAL SOCIETY OF MEDICINE—SECTION OF OTOLOGY	
ABSTRACTS—	
THE EAR	MISCELLANEOUS
THE LARYNX	
GENERAL NOTES	

London

Headley Brothers Ltd

109 Kingsway WC 2

Monthly, 7/6 net post free

Annual Subscriptions £3/3/0 net

The Journal of Laryngology and Otology

(Founded in 1887 by MORELL MACKENZIE and NORRIS WOLFENDEN)

EDITED BY

WALTER HOWARTH

ASSISTANT EDITOR

R. SCOTT STEVENSON

WITH THE COLLABORATION OF

G. H. BATEMAN V. E. NEGUS R. G. MACBETH

1. Original Articles are accepted on the condition that they have not been published elsewhere.

2. Manuscripts should be typewritten, on one side only of the paper, and well spaced.

The Harvard system of recording references should be used, e.g. GREEN, C., and BROWN, D. (1951) *J. Laryng. and Otol.*, 65, 33.

It is most important that authors should verify *personally* the accuracy of every reference before submitting a paper for publication.

3. Galley proofs and engraver's proofs of illustrations are sent to the author. Corrections, which should be kept to a minimum, must be clearly marked, and no additional matter added.

4. Blocks illustrating articles are normally paid for by the *Journal*. Authors may, however, be required at the Editor's discretion, to contribute towards the cost of these in cases where this is particularly heavy.

5. Orders for reprints should be sent when returning galley proofs, and for this purpose special forms are supplied.

6. Authors of original communications on Oto-Laryngology in other journals are invited to send a copy, or two reprints, to the *Journal of Laryngology*. If they are willing, at the same time, to submit their own abstract (in English, French, Italian, or German) it will be welcomed.

7. Editorial communications may be addressed to THE EDITOR, *Journal of Laryngology*, c/o HEADLEY BROTHERS LTD, 109 Kingsway London WC 2.

8. The annual subscription is three guineas sterling, post free, and is payable in advance.

9. Single copies will be on sale at 7s. 6d. each; copies of parts up to Vol. LXIII may be purchased at 4s. each.

10. All subscriptions, advertising and business communications should be sent to the publishers, HEADLEY BROTHERS LTD, 109 Kingsway London WC 2.

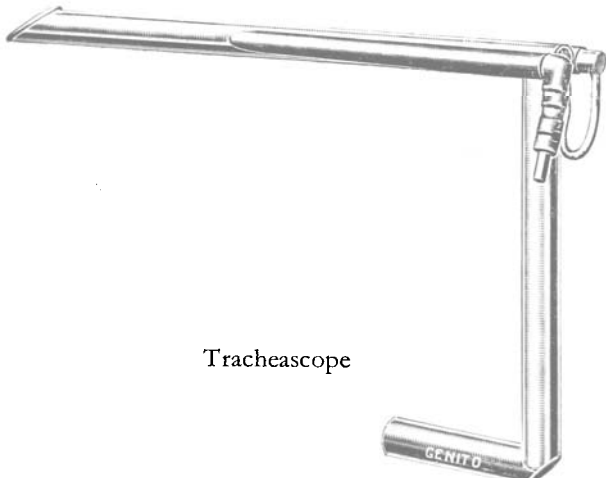
United States of America

Orders for this *Journal* may be sent either through a local bookseller, or to Messrs. G. E. STECHERT & Co., 31-33 East 10th Street, New York, or they may be sent direct to the publishers, HEADLEY BROTHERS LTD, 109 Kingsway London WC2, England.


Please mention *The Journal of Laryngology* when replying to advertisements

ENDOSCOPIC INSTRUMENTS


as designed for V. E. NEGUS, M.S., F.R.C.S.



Tracheoscope



Bronchoscope, with combined distal and proximal lighting. (9 sizes)



Oesophoscope with detachable Suction Tube and Proximal Lighting. (5 sizes)

MADE BY

THE GENITO-URINARY MFG. CO. LTD.

28a DEVONSHIRE STREET, LONDON, W.1

Telephone:
WELBECK 2835 (3 lines)

Telegrams
CYSTOSCOPE, WESDO, LONDON

Please mention *The Journal of Laryngology* when replying to advertisements

AMPLIVOX MODEL 61 THE CLINICAL AUDIOMETER OF INTERNATIONAL REPUTE

"Messrs. Amplivox were among the first firms to produce an audiometer in this country, and their larger model is one of the best instruments of the kind now made in the world at a competitive price."—The LANCET, 23-12-50.

- Eleven exact test frequencies 125-12,000 c.p.s.
- Simplified hearing loss dial. The same set of figures is read for both bone and air conduction at all frequencies, and for speech.
- Bone conduction tests can be made from 125-4,000 c.p.s.
- Masking Tone calibrated in decibels, permitting accurate control of masking.
- Double Air receivers enable test tones to be switched instantly from ear to ear.
- Speech test circuit monitors speech level, permitting accurate measurement of hearing loss for speech.
- Loudness Balance Control establishes presence of recruitment in monaural deafness.
- Automatic voltage compensator.

Recruitment Test Set accessory establishes presence of recruitment by amplitude modulation, enabling each ear to be tested independently.

Speech Turntable and English-made Harvard Spondee records also available.

Full details are available from the manufacturers who will gladly arrange demonstrations if required.



The Basic Instrument of Modern Otology

ACCURATE • COMPLETE • SIMPLE TO OPERATE

AMPLIVOX LTD., 2 BENTINCK ST., LONDON, W.1 (Welbeck 2591)

Please mention *The Journal of Laryngology* when replying to advertisements

PRESCRIBE THE EASY EFFECTIVE METHOD

When spraying, the patient can hold his head in a natural position, yet the solution spreads throughout the nasal cavity, assuring thorough treatment. Effective dropper-application, on the other hand, requires a complicated posture technique which patients are apt to neglect in home treatment.



**DeVilbiss
ATOMIZERS**



DROPPER ?



ATOMIZER ?

These illustrations, which are based on X-ray research, clearly demonstrate the advantages of the atomizer as compared with the dropper
The **AEROGRAPH Co., Ltd., Lower Sydenham, London, S.E.26**
Sole Distributors of DeVilbiss Products in the United Kingdom.
Telephones: Sydenham 6060—8 Lines.

POST-TONSILLECTOMY COMFORT
through 'SALIVARY ANALGESIA'

The pain of traumatized tissues following tonsillectomy, demands its own relief—and points the need for analgesia that quickly reaches the irritated area.

ASPERGUM provides 'salivary analgesia' through the simple act of chewing — it brings pain-relieving acetylsalicylic acid into *intimate* and *prolonged* contact with the tonsillar

region, seldom reached even intermittently by gargling. The rhythmic stimulation of muscular action also aids in relieving local spasticity & stiffness: more rapid tissue repair is promoted. Each pleasantly flavoured chewing gum tablet provides 3½ grains acetylsalicylic acid, permitting frequent use. Particularly suitable for children.

Aspergum

for more than two decades a dependable and welcome aid to patient-comfort

ethically promoted in packages of 16 tablets and moisture proof bottles of 36 and 250

WHITE LABORATORIES LTD. 428, SOUTHCROFT ROAD, LONDON, S.W.16

Please mention *The Journal of Laryngology* when replying to advertisements



S·D·2
CLINIC
AUDIOMETER

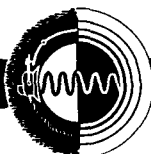
This instrument offers many unique and valuable features which allow a most comprehensive range of tests to be made. In addition its metered output ensures a constant result under all conditions of voltage and valve life.

It incorporates a reversible manual interruptor, automatic interruptor, calibrated masking, provision for speech tests with or without gramophone records and Recruitment Tests by the loudness balance method, and Luscher's monaural method.

Write for an illustrated brochure giving full details of this superb instrument.

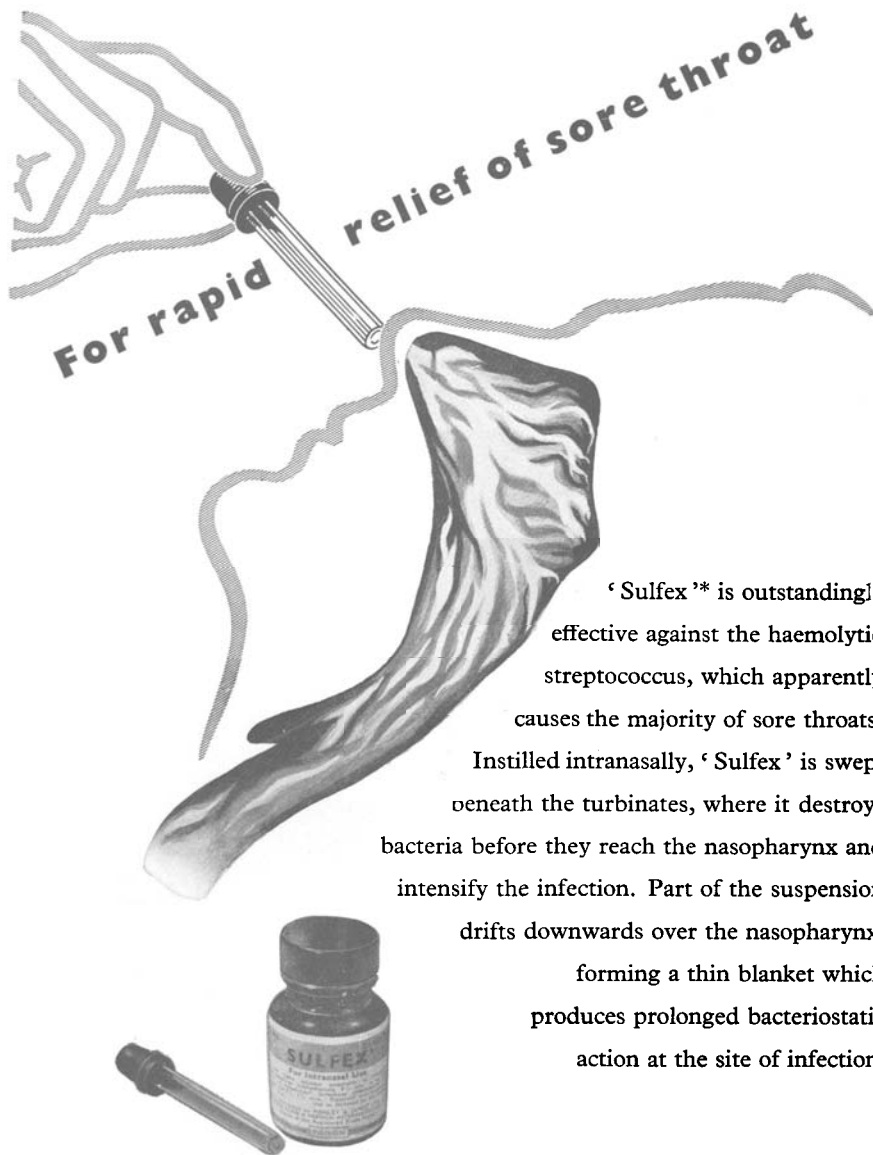
ALFRED PETERS & SONS LTD

47 VICTORIA ST.



SHEFFIELD 3.

Please mention *The Journal of Laryngology* when replying to advertisements



'Sulfex'* is outstandingly effective against the haemolytic streptococcus, which apparently causes the majority of sore throats.

Instilled intranasally, 'Sulfex' is swept beneath the turbinates, where it destroys bacteria before they reach the nasopharynx and intensify the infection. Part of the suspension drifts downwards over the nasopharynx, forming a thin blanket which produces prolonged bacteriostatic action at the site of infection.

'SULFEX'

An aqueous suspension of microcrystalline ('Mickraform') sulphathiazole, 5%, in an isotonic solution of 'Paredrinex'* 1% (pH 5.5 to 6.5). Issued in 1-oz. bottles.*

MENLEY & JAMES, LIMITED, COLDHARBOUR LANE, LONDON, S.E.5
for Smith Kline & French International Co., owner of the trade marks*

SXP111

Please mention *The Journal of Laryngology* when replying to advertisements



A Significant Advance in AUDIOMETRIC TECHNIQUE

THE *Belclere* TYPE A.2.A.

Produced as the result of consultations with Medical Authorities, both in this country and abroad, the Belclere A.2.A. Audiometer incorporates all the improvements rendered desirable in the light of practical experience.

Among other distinguishing features is the inclusion of dual calibration, with twin attenuators, for binaural recruitment tests. Provision is also made for gramophone recorded speech tests. Robust construction ensures permanence of calibration over long periods of frequent use. Simplicity of operation aids accuracy of diagnosis.

Full particulars gladly sent on request

JOHN BELL & CROYDEN
50-52 Wigmore Street, London, W.1 & 117 High Street, Oxford
Branches and Agents throughout the Country

Please mention *The Journal of Laryngology* when replying to advertisements



The Marconi Pure Tone Audiometer was developed to meet the specifications of the Medical Research Council's Committee on Electro-Acoustics. Every instrument, by careful calibration against N.P.L. determinations, can be relied on to be functionally interchangeable with any other of this type. The patient, is instructed by crystal microphone and high fidelity ear-phones, and responds to tests by operating a signal lamp on the instrument. Sound output over the normal hearing range is automatically corrected for characteristic losses.

THE PURE TONE
Audiometer
 Type TF 895

For full particulars of this efficient aid to audiometry please write:

MARCONI instruments

MARCONI INSTRUMENTS LTD., ST. ALBANS, HERTFORDSHIRE

Telephone: St. Albans 6161/7

Marconi House, Pudding Chare, Newcastle on Tyne . 233 St. Vincent Street, Glasgow . Marconi House, 38 Pall Mall, Liverpool . Marconi House, Mount Stuart Square, Cardiff . 19 The Parade, Leamington Spa . 41 Donegall Place, Belfast

Please mention *The Journal of Laryngology* when replying to advertisements

CONTENTS

	PAGE
IRRADIATION OF THE NASOPHARYNX IN EUSTACHIAN OBSTRUCTION. J. Chalmers Ballantyne (London)	749
THE FENESTRATION OPERATION : SOME DIFFICULTIES. William McKenzie (London)	756
EMERGENCY OPERATIONS IN LARYNGO-TRACHEAL DYSPNOEA. A. Réthi (Budapest)	773
MALIGNANT DISEASE OF THE NASOPHARYNX. F. C. Ormerod (London)	778
CLINICAL RECORDS—	
Ethmoidal Fibro-Angioma. Anthony Radcliffe (London)	786
A Case of Nasal Glioma. T. M. Banham (Truro) and H. S. Sharp (London)	788
CLINICAL NOTE—	
Aspiration of the Middle Ear. G. A. Moulden (Birkenhead)	789
SOCIETIES' PROCEEDINGS—	
Royal Society of Medicine—Section of Otology	792
ABSTRACTS—	
Ear	805
Therapeutic and Toxic Effects of Streptomycin in Otology. Luzius Ruedi; Malformations of the Auricle and the External Auditory Meatus: A Critical Review. Franz Altmann.	
Larynx	806
Laryngeal Paralysis, with a Review of its Treatment. George E. Hodge and Arnold Grossman.	
Miscellaneous	806
Medical and Cytological Diagnosis of Bronchiogenic Carcinoma. Seymour M. Farber.	
GENERAL NOTES	807

For Advertisement space in this Journal apply to :
HEADLEY BROTHERS Ltd, 109 Kingsway London WC 2

Please mention *The Journal of Laryngology* when replying to advertisements