


Article

## Changing diets over time: knock-on effects of marine megafauna overexploitation on their competitors in the southwestern Atlantic Ocean

Maria Bas\* , Angélica M. Tivoli, Ivan Briz i Godino, Mónica Salemme, Fernando Santiago, Juan Bautista Belardi, Florencia Borella, Damián G. Vales, Enrique A. Crespo, and Luis Cardona

**Abstract.**—This study compares the  $\delta^{15}\text{N}$  values and the trophic position of two seabird species throughout the late Holocene in three regions in the southwestern Atlantic Ocean to assess the hypothesis that the decimation of megafauna led to changes in the trophic position of mesopredators. Modern and ancient mollusk shells were also analyzed to account for changes in the isotopic baseline through time. Results revealed that modern Magellanic penguins have higher  $\delta^{15}\text{N}$  values than their ancient conspecifics in the three regions, after controlling for changes in the isotopic baseline. This was also true for modern Imperial shags compared with ancient unidentified cormorants/shags from the two areas where ancient specimens were recovered (southern Patagonia and the Beagle Channel). Such temporal variability might be caused by three non-mutually exclusive processes: decreased availability of pelagic squat lobster resulting from decreasing primary productivity through the late Holocene, increased availability of small fishes resulting from the sequential depletion of other piscivores (South American fur seal and sea lion and Argentine hake) since the late eighteenth century, and modification of the migratory patterns of Magellanic penguins. Although disentangling the relative contribution of all those processes is impossible at this time, the results reported here demonstrate that the ecology of Magellanic penguins and Imperial shags has undergone major changes since the late Holocene.

Maria Bas†. Department of Evolutionary Biology, Ecology and Environmental Sciences, Biodiversity Research Institute (IrBIO), University of Barcelona, Avinguda Diagonal 643, 08028 Barcelona, Spain. †Present address: Renewable Marine Resources Department, Institute of Marine Sciences (ICM-CSIC), Passeig Marítim de la Barceloneta, no. 37-49, 08003 Barcelona, Spain. E-mail: [mbaslopez@gmail.com](mailto:mbaslopez@gmail.com)

Angélica M. Tivoli and Fernando Santiago. Centro Austral de Investigaciones Científicas–CONICET, Bernardo Houssay 200, 9410 Ushuaia, Argentina. E-mail: [amtivoli@gmail.com](mailto:amtivoli@gmail.com), [ersant2@gmail.com](mailto:ersant2@gmail.com)

Ivan Briz i Godino. Equip de Recerca Arqueològica i Arqueomètrica de la Universitat de Barcelona (ERAAUB), Institut d'Arqueologia de la Universitat de Barcelona (IAUB), University of Barcelona, Montalegre 6-8, 08001 Barcelona, Spain; Centro Austral de Investigaciones Científicas–CONICET, Bernardo Houssay 200, 9410 Ushuaia, Argentina and Department of Archaeology, University of York, King's Manor, YO1 7EP York, U.K. E-mail: [ibrizgodino@gmail.com](mailto:ibrizgodino@gmail.com)

Mónica Salemme. Centro Austral de Investigaciones Científicas–CONICET, Bernardo Houssay 200, 9410 Ushuaia, Argentina and ICSE, Universidad Nacional de Tierra del Fuego, Fuegoia Basket 251, 9410 Ushuaia, Argentina. E-mail: [monica.salemm@gmail.com](mailto:monica.salemm@gmail.com)

Juan Bautista Belardi. Universidad Nacional de la Patagonia Austral, Unidad Académica Río Gallegos (ICASUR)-CIT Santa Cruz (CONICET), Avenida Lisandro de la Torre 860, 9400 Santa Cruz, Argentina. E-mail: [juanbautistabelardi@gmail.com](mailto:juanbautistabelardi@gmail.com)

Florencia Borella. CONICET-INCUAPA, UNCPBA, Avenida Del Valle 5737, B7400JWI Olavarría, Argentina. E-mail: [florborella@gmail.com](mailto:florborella@gmail.com)

Damián G. Vales and Enrique A. Crespo. Center for the Study of Marine Systems (CESIMAR, CONICET), Boulevard Brown 2915, U9120ACD Puerto Madryn, Argentina. E-mail: [vales@cenpat-conicet.gob.ar](mailto:vales@cenpat-conicet.gob.ar), [kike@cenpat-conicet.gob.ar](mailto:kike@cenpat-conicet.gob.ar)

Luis Cardona. Department of Evolutionary Biology, Ecology and Environmental Sciences, Biodiversity Research Institute (IrBIO), University of Barcelona, Avinguda Diagonal 643, 08028 Barcelona, Spain. E-mail: [luis.cardona@ub.edu](mailto:luis.cardona@ub.edu)

Accepted: 9 May 2022

\*Corresponding author.

© The Author(s), 2022. Published by Cambridge University Press on behalf of The Paleontological Society. This is an Open Access article, distributed under the terms of the Creative Commons Attribution licence (<https://creativecommons.org/licenses/by/4.0/>), which permits unrestricted re-use, distribution, and reproduction in any medium, provided the original work is properly cited.

0094-8373/23

## Introduction

Dwindling numbers of large marine predators are one of the most pervasive signatures of ecosystem overfishing (Jackson et al. 2001), and the removal of top predators often spreads through food webs as trophic cascades (Frank et al. 2005; Mumby et al. 2006) and competitor release (Laws 1977; Aalto and Baskett 2013; Surma et al. 2014). The southwestern Atlantic Ocean is no exception, and the sequential development of industrial whaling, sealing, and fishing largely reduced the populations of many marine mammals and predatory fishes between the eighteenth and twentieth centuries (Vales et al. 2020 and references therein). In parallel, most coastal predators in the southwestern Atlantic Ocean shifted their diets following the decimation of their own populations, which resulted in a significant increase in their trophic positions and a reduction in the degree of individual trophic specialization (Drago et al. 2009, 2017; Zenteno et al. 2015; Vales et al. 2017; Bas et al. 2019, 2020b).

In contrast to marine mammals and large fishes, seabirds have not been intensely exploited by humans in the southwestern Atlantic Ocean, although they were consumed regularly by hunter-fisher-gatherer people inhabiting the region since the middle Holocene (Tivoli and Zangrando 2011; Borella and Cruz 2012; Zangrando and Tivoli 2015), and European sailors and settlers hunted them for oil and collected their eggs (Armstrong 1994; Cruz et al. 2010; Grosso 2016 and references therein).

Magellanic penguins (*Spheniscus magellanicus*) and Imperial shags (*Leucocarbo atriceps*) are currently the most abundant coastal seabirds off Patagonia and nest all the way from latitude 42°S to latitude 54°S (Frere et al. 2005; Schiavini et al. 2005). Magellanic penguins have dramatically increased both their population size and geographic range during the twentieth century (Boersma et al. 1990; Bouzat et al. 2009; Raya Rey et al. 2014). Information about the Imperial shags is scarcer and does not reveal any consistent trend in the region, although most colonies increased since the 1990s (Frere et al. 2005; Raya Rey et al. 2014).

Magellanic penguins foraging off Patagonia feed mainly on small pelagic fish and juvenile Argentine hake, as well as squid and crustaceans (Frere et al. 1996; Scolaro et al. 1999; Schiavini et al. 2005; Scioscia et al. 2014). This pattern is reversed in Tierra del Fuego, where pelagic crustaceans prevail in the diet of Magellanic penguins, although this has been a recent change (Dodino et al. 2020). In contrast, Imperial shags feed primarily on benthic fishes, although small pelagic fishes and cephalopods are also consumed (Gosztonyi and Kuba 1998; Punta et al. 2003; Harris et al. 2016).

Interestingly, the expansion of Magellanic penguins in Atlantic Patagonia has paralleled the decline of otariids and hake (Boersma et al. 1990; Koen-Alonso and Yodzis 2005; Vales et al. 2015), and all three are preying largely on small pelagic fishes and squid (Angelescu and Prensky 1987; Koen Alonso et al. 2000; Baylis et al. 2014; Vales et al. 2015). Predator decimation has resulted in the increase in biomass of small pelagic fishes and squid (Koen-Alonso and Yodzis 2005; Sánchez et al. 2012), thus suggesting that the expansion of Magellanic penguins might have resulted from a reduction of competition and increased food availability (Boersma et al. 1990).

Stable isotope analysis is a valuable technique to reconstruct historical changes in the diet of predators over long periods, because the stable isotope ratios in their tissues integrate those of their prey (Bearhop et al. 2004), although turnover rates vary across tissues and integrate dietary information at different temporal scales (Bearhop et al. 2004). Bone has a slow turnover rate, and stable isotope ratios in the bone organic matrix average the isotopic signatures of prey during several years (Tieszen et al. 1983; Hobson and Clark 1992) and hence offer a proxy for individual variability comparable to repeated measurements of other tissues (Cardona et al. 2017). This is particularly useful in birds, as diets may vary largely during breeding and non-breeding seasons (Hobson and Clark 1992; Silva et al. 2014).

This study aims to test the hypothesis that Magellanic penguins and Imperial shags currently have increased their trophic position

compared with their conspecifics living during the middle and late Holocene. To do this, we compare the stable isotope ratios of nitrogen in the bone tissue of modern Magellanic penguins and Imperial shags with those of ancient conspecifics recovered from archaeological sites throughout Atlantic Patagonia and the Beagle Channel coasts. Furthermore, we compare resource partitioning between ancient King penguins (*Aptenodytes patagonicus*) and Magellanic penguins from the late Holocene of southern Patagonia with that of their modern conspecifics in the nearby Malvinas/Falkland Islands, as they are not sympatric anymore on the mainland.

## Materials and Methods

**Study Area and Sample Collection.**—Both modern and archaeological samples were collected along the Argentine coast and grouped in three regions: northern Patagonia (Río Negro and Chubut Provinces), southern Patagonia (Santa Cruz Province and the Atlantic coast of Tierra del Fuego region), and the Beagle Channel (Tierra del Fuego Province). These three regions present different oceanographic features and distinct isotopic baselines (Saporiti et al. 2015). Additionally, with the purpose of comparing stable isotope ratios of ancient seabirds (this study) with those in their modern counterparts (Cherel et al. 2002; Weiss et al. 2009) in southern Patagonia, a fourth area was defined: the Malvinas/Falkland Islands (Fig. 1).

Bone samples of ancient seabirds (Magellanic penguins, King penguins, and unidentified cormorants/shags) and shells of ancient limpets (*Nacella magellanica*), Chilean mussels (*Mytilus chilensis*), and ribbed mussels (*Aulacomya atra*) were collected from archaeological sites dating back to the middle and late Holocene (Fig. 1 and Supplementary Table 1, respectively). Mollusk shells were used to reconstruct the isotopic baseline for each region and period. The stable isotope ratios for a few ancient fish species were obtained from the literature (Supplementary Table 1).

In order to avoid pseudoreplication, bones from the neurocranium (fishes) or long limb bones (birds) with the same laterality were

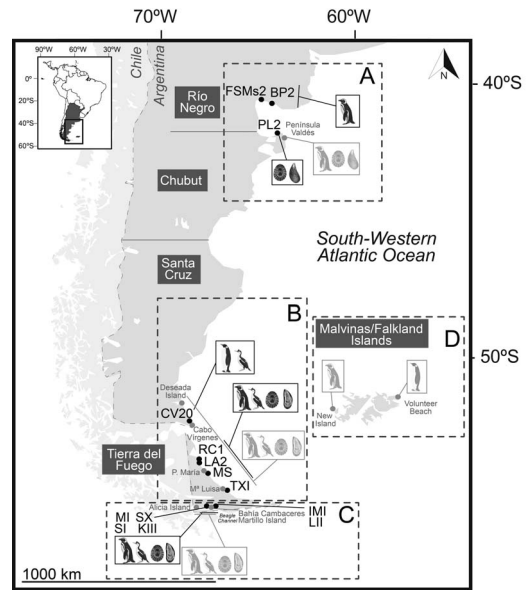


FIGURE 1. Map of the locations under study in Argentina (South America) showing the archaeological sites and sampled species. Dashed squares show the four large areas: northern Patagonia (A), southern Patagonia (B), Beagle Channel (C), and Malvinas/Falkland Islands (D). Black dots denote the acronym of each archaeological site (see Supplementary Table S1) with an extension showing the species sampled there (black and white animals). Gray dots denote the modern sampling locations with an extension showing the species sampled there (grayscale animals).

used for both ancient and modern specimens. The skeletal elements analyzed for each species varied across archaeological sites, because of uneven occurrence, but intra-individual variability in the stable isotope ratios of skeletal elements of fish and birds is usually much smaller than interindividual variability (Bas and Cardona 2018; Hyland et al. 2021).

**Stable Isotope Analysis.**—Modern samples were stored in a freezer at  $-20^{\circ}\text{C}$  until analysis. Soft tissues were removed from the seabird bone and mollusk shells, rinsed with water, and allowed to dry at room temperature. Fishes were thawed at room temperature, boiled between 5 and 10 minutes, and dissected to remove the selected bones. Shells and bones were latter dried in a stove at  $60^{\circ}\text{C}$  for 24 hours.

Once dry, each sample was ground to fine powder using a mortar and pestle. Powdered shell samples were first demineralized by soaking in 1 N HCl until no more  $\text{CO}_2$  was released

(Saporiti et al. 2014a,b), rinsed with distilled water for 24 hours, and dried again for 24 hours at 50°C, and then lipids were removed through sequential rinses with a 2:1 chloroform:methanol solution until the solution was transparent (Folch et al. 1957). Samples were then dried again for 24 hours at 50°C, and 0.5 mg of each sample was weighed into a tin cup. Lipids were removed from dry, powdered bone samples as described above, but they were demineralized with 0.5 N HCl (Newsome et al. 2006; Bas and Cardona 2018). Then, samples were dried again for 24 hours at 50°C, and 0.3 mg of each sample was weighed into a tin cup. Acidification has no significant effect on the  $\delta^{15}\text{N}$  value of mollusk shells (Carmichael et al. 2008) or bone collagen (Tuross et al. 1988). Tin cups were combusted at 900°C and analyzed in a continuous-flow isotope ratio mass spectrometer (Flash 1112 IRMS Delta C Series EA, Thermo Finnigan).

Abundance of stable isotopes is expressed using the  $\delta$  notation, where the relative variations of stable isotope ratios are expressed as per mil (‰) deviations from a predefined reference scale: atmospheric nitrogen for  $\delta^{15}\text{N}$ . Stable isotopic reference materials of known  $^{15}\text{N}/^{14}\text{N}$  ratios, as given by the International Atomic Energy Agency (Vienna, Austria), were used for calibration. Isotopic reference materials were employed to recalibrate the system once every 12 samples and were analyzed in order to compensate for any measurement drift over time. The raw data were recalculated taking into account a linear regression previously calculated for isotopic reference materials (Skrzypek 2013).

*Statistical Analysis.*—The stable isotope ratios of modern and ancient organisms cannot be compared directly, because the isotopic baseline may vary temporally (Casey and Post 2011). Nonetheless, the proteins that make up the organic matrix of mollusk shells are preserved and offer suitable material to reconstruct the changes in the isotopic baseline (Casey and Post 2011; Drago et al. 2017; Misarti et al. 2017). First, the offset between the average  $\delta^{15}\text{N}$  of ancient limpets and mussels and that of their modern conspecifics was calculated when differences were statistically significant, and that amount was later subtracted from the

$\delta^{15}\text{N}$  values of ancient vertebrate samples to allow comparison with modern values (called the “correction factor”; Table 1).

Second, after correction for any baseline shift according to molluscan stable isotope ratios for each area and period, ancient and modern values of  $\delta^{15}\text{N}$  of Magellanic penguins and cormorants/shags were compared (see “Results”). It should also be noted that the published  $\delta^{15}\text{N}$  values of modern grenadier and eelpout were obtained from demineralized and delipided bone (Zangrando et al. 2016) and muscle samples (Ricciardelli et al. 2017), respectively. According to Ankjærø et al. (2012),  $\delta^{15}\text{N}$  values from muscle in fishes did not differ from those to bone collagen, and hence we used  $\delta^{15}\text{N}$  values from muscle of eelpout to compare it with the stable isotope ratios of bones from ancient conspecifics. In addition, published  $\delta^{15}\text{N}$  values of modern King and Magellanic penguins from the Malvinas/Falkland Islands were obtained from feathers (Weiss et al. 2009) and blood cell samples (Cherel et al. 2002), respectively. Therefore, the  $\delta^{15}\text{N}$  values of blood cells from Magellanic penguins were converted to those expected for feathers according to the offset between these two tissues of King penguins to allow comparison (Cherel et al. 2005a,b).

Third, the trophic position of each predator ( $\text{TP}_p$ ) was calculated as:

$$\text{TP}_p = [(\delta^{15}\text{N}_p - \delta^{15}\text{N}_m)/3] + 2 \quad (1)$$

where  $\delta^{15}\text{N}_p$  is the  $\delta^{15}\text{N}$  average values of each predator;  $\delta^{15}\text{N}_m$  is the  $\delta^{15}\text{N}$  average value of mollusks; “3” corresponds to the trophic discrimination factor; and mussels and limpets were considered herbivores at  $\text{TP}=2$  (Caut et al. 2009). Then, ancient and modern values for the trophic position (TP) of Magellanic penguins and cormorants/shags were compared.

All ancient and modern  $\delta^{15}\text{N}$  and TP values were compared independently using general linear models (GLM) as run in IBM SPSS Statistics (v. 23.0.0.2 for Mac), with two fixed factors (species and period) for invertebrates and one fixed factor (period) for the seabird species, unless otherwise stated. Then, Tukey’s (HSD) post hoc tests were run to assess the temporal

TABLE 1. Results of general linear model (GLM) with two fixed factors (species and period) performed to assess the temporal variation of the  $\delta^{15}\text{N}$  values in shells and, when necessary, compensate for any isotopic baseline shift between the periods considered.  $N$  is sample size;  $\delta^{15}\text{N}$  (‰) is reported as mean  $\pm$  SD. Correction factor (CF) was calculated by difference between mean isotope values of mollusks of modern and ancient samples. \*Statistically significant differences ( $p < 0.05$ ) between ancient and modern samples. †Stable isotope data from Bas et al. (2020b). ‡Stable isotope data from Bas et al. (2019).

Area	Species	Location	Period		$N$	$\delta^{15}\text{N}$	CF $^{15}\text{N}_{\text{mollusks}}$	
			(cal yr BP)	Period				
Northern Patagonia	<i>Aulacomya atra</i>	Playa Las Lisas 2 (p.1)	2620–2081	Ancient	5	13.7 $\pm$ 1.4*	3.02	
	<i>Nacella magellanica</i>	Playa Las Lisas 2 (c.2)		Ancient	5	15.7 $\pm$ 0.5*		
	<i>Aulacomya atra</i>	Península Valdés		Modern	5	11.5 $\pm$ 0.3	—	
	<i>Nacella magellanica</i>	Península Valdés		Modern	5	11.8 $\pm$ 0.5	—	
Southern Patagonia	<i>Mytilus chilensis</i> †	Río Chico 1	6585–5868	Ancient	5	13.7 $\pm$ 0.4*	0.94	
	<i>Nacella magellanica</i> †	Río Chico 1		Ancient	5	12.2 $\pm$ 0.8*		
	<i>Mytilus chilensis</i> †	La Arcillosa 2	5864–5776	Ancient	5	14.0 $\pm$ 0.2*	2.61	
	<i>Nacella magellanica</i> †	La Arcillosa 2		Ancient	5	15.6 $\pm$ 0.3*		
	<i>Mytilus chilensis</i>	Margen Sur	885–838	Ancient	5	13.9 $\pm$ 0.6*	2.20	
	<i>Nacella magellanica</i>	Margen Sur		Ancient	5	14.5 $\pm$ 0.4*		
	<i>Mytilus chilensis</i>	Teis XI	442	Ancient	5	12.0 $\pm$ 0.6*	1.33	
	<i>Nacella magellanica</i>	Teis XI		Ancient	5	12.8 $\pm$ 0.9*		
	<i>Mytilus chilensis</i> †	Punta María		Modern	Modern	5	12.1 $\pm$ 0.6	—
	<i>Nacella magellanica</i> †	Punta María		Modern	Modern	5	11.9 $\pm$ 0.3	—
	<i>Mytilus chilensis</i>	María Luisa		Modern	Modern	5	11.6 $\pm$ 0.3	—
	<i>Nacella magellanica</i>	María Luisa		Modern	Modern	5	10.5 $\pm$ 0.4	—
	Beagle Channel, Tierra del Fuego	<i>Mytilus chilensis</i>	Imiwaia I (M/K)	6723–6520	Ancient	5	15.4 $\pm$ 1.2*	2.84
		<i>Nacella magellanica</i>	Imiwaia I (M/K)		Ancient	5	13.4 $\pm$ 0.5*	
<i>Mytilus chilensis</i> ‡		Lanashuaia II	1278–1013	Ancient	5	12.3 $\pm$ 0.6*	0.93	
<i>Nacella magellanica</i> ‡		Lanashuaia II		Ancient	5	12.7 $\pm$ 0.6*		
<i>Mytilus chilensis</i>		Shamakush X	487	Ancient	5	13.4 $\pm$ 0.4*	1.19	
<i>Nacella magellanica</i>		Shamakush X		Ancient	4	12.0 $\pm$ 0.6*		
<i>Mytilus chilensis</i> ‡		Bahía Cambaceres		Modern	Modern	5	12.1 $\pm$ 0.8	—
<i>Nacella magellanica</i> ‡	Bahía Cambaceres		Modern	Modern	5	10.9 $\pm$ 0.2	—	

variation of the  $\delta^{15}\text{N}$  and TP values in each area. The Bonferroni correction was used to adjust  $\alpha$  levels per test depending on compared periods per area, respectively.

## Results

The  $\delta^{15}\text{N}$  values of all groups (species  $\times$  period) were normally distributed and fulfilled the homoscedasticity requirement. The shells of ancient mollusks were always enriched in  $^{15}\text{N}$  compared with those of their modern conspecifics, and differences in the  $\delta^{15}\text{N}$  values of mollusks of all periods were statistically significant (Table 1, Supplementary Fig. 1, Supplementary Table 3), thus revealing the existence of a parallel drop in the  $\delta^{15}\text{N}$  baseline in the three regions during the past 2000 years. Accordingly, the stable isotope ratios from ancient penguins and unidentified cormorants/shags were transformed using the correction factors to allow comparison with those of modern conspecifics from the same region (Tables 1, 2).

The  $\delta^{15}\text{N}$  values and the mean trophic position of modern Magellanic penguins were significantly higher than those of their ancient conspecifics in the three regions (Table 2, Fig. 2). In addition, statistically significant differences were also observed between ancient samples from different periods in the Beagle Channel (Table 2, Fig. 2). Likewise, the  $\delta^{15}\text{N}$  values and the mean trophic position of modern Imperial shags were significantly higher than those of ancient unidentified cormorants/shags in southern Patagonia and the Beagle Channel (Table 2, Fig. 2). Ancient Magellanic and King penguins from southern Patagonia differed in their average  $\delta^{15}\text{N}$  and hence foraged at a different trophic position (Student's  $t$ -test; Table 3), but the difference was not as large as currently exists in the Malvinas/Falkland Islands.

We lack bone samples from ancient fishes from northern Patagonia, but the  $\delta^{15}\text{N}$  values of ancient Magellanic penguins were only 4‰ higher than those of contemporary ribbed mussels (Fig. 3A), thus suggesting a lower trophic

TABLE 2. Archaeological and modern samples used in the current study. Superscript letters denote statistically significant differences ( $p < 0.05$ ) between archaeological and modern samples; however, the Bonferroni correction was used to adjust the  $\alpha$  levels per test depending on the number of periods compared.  $N$  is sample size;  $\delta^{15}\text{N}$ ,  $\delta^{15}\text{N}_{\text{corr}}$  (‰), and trophic position (TP) are reported as mean  $\pm$  SD. Cormorants/shags are reported as *Phalacrocorax/Leucocarbo* spp., because ancient cormorants are unidentified cormorant/shag species. \*Stable isotope data from Bas et al. (2019).

Area	Species	Location	Period (cal yr BP)	$N$	$\delta^{15}\text{N}$	$\delta^{15}\text{N}_{\text{corr}}$	TP
Northern Patagonia	Magellanic penguin ( <i>Spheniscus magellanicus</i> )	Faro San Matías (Sondeo 2)	3004	2	18.2 $\pm$ 1.2 <sup>a</sup>	15.2 $\pm$ 1.2	2.2 $\pm$ 0.2 <sup>a</sup>
		Bajada de los Pescadores 2	2157	3	19.2 $\pm$ 2.7 <sup>a</sup>	16.2 $\pm$ 2.7	2.2 $\pm$ 0.8 <sup>a</sup>
		Península Valdés	Modern	5	19.0 $\pm$ 1.1 <sup>b</sup>	—	4.5 $\pm$ 0.3 <sup>b</sup>
Southern Patagonia	Magellanic penguin ( <i>Spheniscus magellanicus</i> )	Río Chico 1 + La Arcillosa 2	6585–5776	2	15.1 $\pm$ 1.6 <sup>a</sup>	13.3 $\pm$ 0.4	1.8 $\pm$ 0.1 <sup>a</sup>
		Margen Sur	885–838	2	15.5 $\pm$ 1.1 <sup>a</sup>	13.3 $\pm$ 1.1	1.6 $\pm$ 0.2 <sup>a</sup>
		Cabo Vírgenes	Modern	5	19.0 $\pm$ 0.5 <sup>b</sup>	—	4.3 $\pm$ 0.2 <sup>b</sup>
	Cormorant/shag ( <i>Phalacrocorax/Leucocarbo</i> spp.)	Río Chico 1 + La Arcillosa 2	6585–5776	3	16.1 $\pm$ 1.9 <sup>a</sup>	14.6 $\pm$ 1.6	2.2 $\pm$ 0.5 <sup>a</sup>
		Cabo Vírgenes 20	1131	5	17.1 $\pm$ 2.6 <sup>a</sup>	14.9 $\pm$ 2.6	2.2 $\pm$ 0.9 <sup>a</sup>
		Margen Sur	885–838	5	17.6 $\pm$ 0.9 <sup>a</sup>	15.4 $\pm$ 0.9	2.4 $\pm$ 0.3 <sup>a</sup>
		Teis XI	442	3	17.9 $\pm$ 2.3 <sup>a,b</sup>	16.5 $\pm$ 2.3	3.5 $\pm$ 0.6 <sup>a,b</sup>
Beagle Channel, Tierra del Fuego	Magellanic penguin ( <i>Spheniscus magellanicus</i> )	Deseada Island	Modern	5	19.7 $\pm$ 0.4 <sup>b</sup>	—	4.6 $\pm$ 0.1 <sup>b</sup>
		Imiwaia I (M/K) + Mischiúen (F)	6723–5014	3	17.7 $\pm$ 0.6 <sup>a</sup>	14.9 $\pm$ 0.6	2.2 $\pm$ 0.2 <sup>a</sup>
		Mischiúen (C) + Shamakush I (D)	918–772	5	17.1 $\pm$ 0.9 <sup>a</sup>	16.2 $\pm$ 0.9	3.2 $\pm$ 0.3 <sup>b</sup>
		Shamakush X (E) + Kaiawoteha III (K)	545–487	3	16.6 $\pm$ 1.1 <sup>a</sup>	15.4 $\pm$ 1.1	2.9 $\pm$ 0.4 <sup>b</sup>
	Cormorant/shag ( <i>Phalacrocorax/Leucocarbo</i> spp.)	Martillo Island	Modern	5	18.7 $\pm$ 1.2 <sup>b</sup>	—	4.4 $\pm$ 0.4 <sup>b</sup>
		Lanashuaia II*	1278–1013	4	9.4 $\pm$ 1.8 <sup>a</sup>	8.5 $\pm$ 1.8	0.8 $\pm$ 0.5 <sup>a</sup>
		Alicia Island	Modern	5	19.7 $\pm$ 0.4 <sup>b</sup>	—	4.7 $\pm$ 0.1 <sup>b</sup>

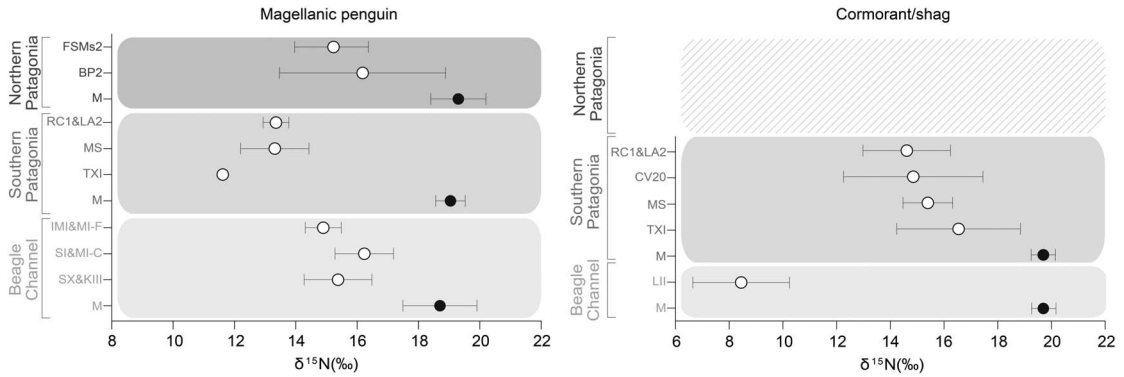


FIGURE 2.  $\delta^{15}\text{N}$  values (mean  $\pm$  SD) of ancient and modern Magellanic penguins and cormorants/shags for each large area. Black circles: modern samples; white circles: ancient samples. See Supplementary Table 1 for acronyms.

TABLE 3. Archaeological and modern samples from Magellanic and King penguins used in the current study. Superscript letters denote statistically significant differences ( $p < 0.05$ ) between contemporary samples.  $N$  is sample size;  $\delta^{15}\text{N}$ ,  $\delta^{15}\text{N}_{\text{corr}}$  (‰), and trophic position (TP) are reported as mean  $\pm$  SD. \*Stable isotope ratios of modern specimens from Weiss et al. (2009). †Stable isotope ratios of modern specimens from Cherel et al. (2002).

Area	Species	Location	Sample	$N$	$\delta^{15}\text{N}$	$\delta^{15}\text{N}_{\text{corr}}$	TP
Southern Patagonia ancient	Magellanic penguin ( <i>Spheniscus magellanicus</i> )	Margen Sur (885–838 cal yr BP)	Bone	2	$15.5 \pm 1.1$	$13.3 \pm 1.1^{\text{a}}$	$1.6 \pm 0.2^{\text{a}}$
	King penguin ( <i>Aptendoytes patagonicus</i> )	Cabo Vírgenes 20 (1131 cal yr BP)	Bone	3	$13.5 \pm 0.7$	$11.3 \pm 0.7^{\text{b}}$	$1.0 \pm 0.2^{\text{b}}$
Malvinas/Falkland Islands modern	Magellanic penguin ( <i>Spheniscus magellanicus</i> )*	New Island (West Malvinas)	Feathers	5	$15.7 \pm 0.5^{\text{a}}$	—	$3.2 \pm 0.2^{\text{a}}$
	King penguin ( <i>Aptendoytes patagonicus</i> ) <sup>†</sup>	Volunteer Beach (East Malvinas)	Blood cells <sub>corr</sub>	5	$11.3 \pm 0.3^{\text{b}}$	—	$1.8 \pm 0.1^{\text{b}}$

position than that of their modern conspecifics. Currently, the  $\delta^{15}\text{N}$  values of Magellanic penguins from northern Patagonia are similar to those of banded cusk eel, pink cusk eel, and cod icefish; 1‰ higher than those of hake; 3‰ higher than those of Argentine anchovy; and 6‰ higher than the average value of limpets and ribbed mussels (Fig. 3B).

The  $\delta^{15}\text{N}$  values of ancient unidentified cormorants/shags from southern Patagonia were highly variable, but they were always in between those of predatory fishes such as hake, eelpout, snoek, and pink cusk eel and only 3‰–4‰ higher than the average of limpets and mussels (Fig. 4A–C). However, ancient Magellanic penguins from southern Patagonia were always extremely depleted in  $^{15}\text{N}$ , and their  $\delta^{15}\text{N}$  values were so low that they did not differ from those of contemporary limpets

in Teis XI, Cabo Vírgenes, and Margen Sur (Fig. 4A–C), thus suggesting that they were not foraging locally most of that time. The same was true for ancient King penguins (Fig. 4B). Current Magellanic penguins and Imperial shags from southern Patagonia have similar  $\delta^{15}\text{N}$  values and higher values than those of fishes and mollusks: 1‰ above those of eelpout; 3‰ higher than those of hake, pink cusk eel, and Patagonian blenny; 6‰ above those of Patagonian grenadier; and 7‰ higher than the average of limpets and mussels (Fig. 4D).

Finally, the  $\delta^{15}\text{N}$  values of ancient Magellanic penguins from the Beagle Channel were only 3‰–5‰ higher than those of mollusks (Fig. 5A–C), and ancient unidentified cormorants/shags had extremely low values of  $\delta^{15}\text{N}$  (Fig. 5B). Conversely, both species of modern

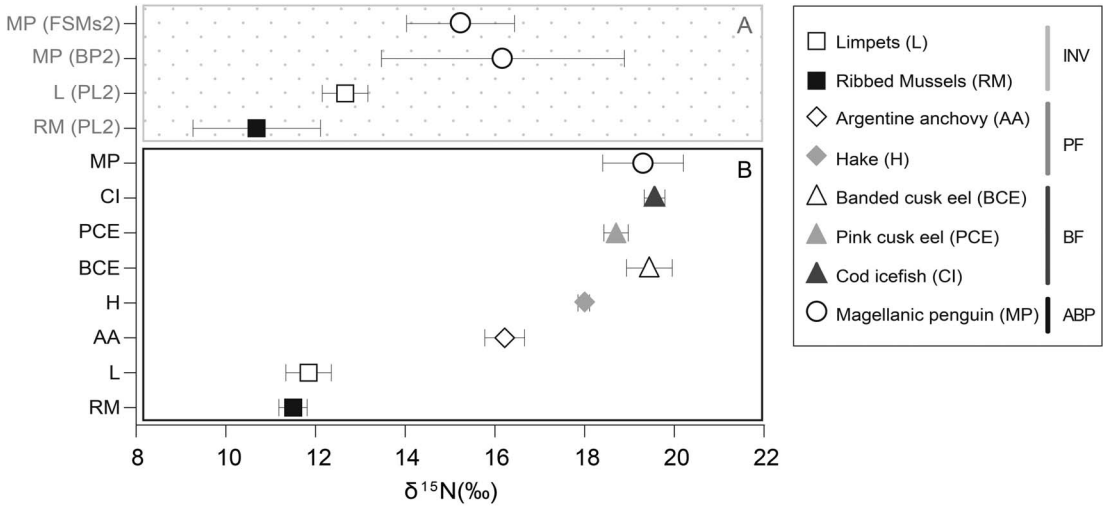


FIGURE 3.  $\delta^{15}\text{N}$  values of invertebrates, pelagic fishes, benthic fishes, and Magellanic penguins for (A) Faro San Matías (Sondeo 2) and Bajada de los escadores 2 (3004–2197 cal yr BP) and (B) modern from northern Patagonia. Arithmetic mean and standard deviation (mean  $\pm$  SD) are shown for each species. Key: squares, invertebrates (INV); diamonds, pelagic fishes (PF); triangles, benthic fishes (BF); circles, air-breathing predators (ABP). See Supplementary Table 1 for acronyms.

seabirds have  $\delta^{15}\text{N}$  values similar to those of eelpout and cod icefish and 8‰ higher than the average of limpets and mussels (Fig. 5D).

### Discussion

The protocol used here would allow obtaining unbiased  $\delta^{13}\text{C}$  and  $\delta^{15}\text{N}$  values for bone

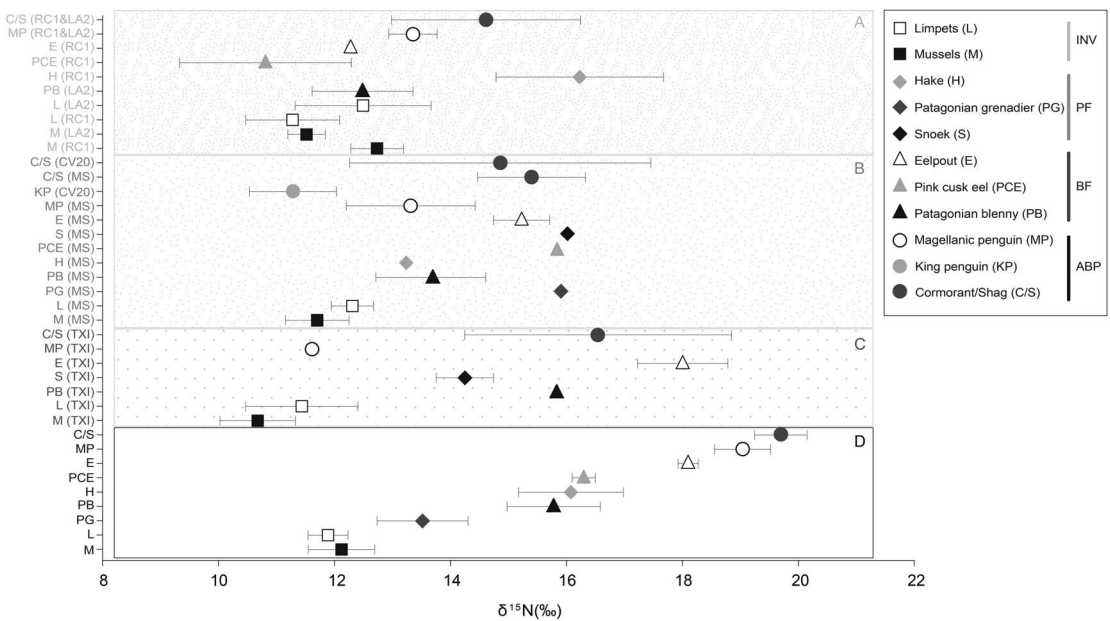


FIGURE 4.  $\delta^{15}\text{N}$  values of invertebrates, pelagic fishes, benthic fishes, and seabirds for (A) Río Chico 1 and La Arcillosa 2 (6585–5776 cal yr BP); (B) Cabo Virgenes 20 and Margen Sur (1131–885 cal yr BP); (C) Teis XI (442 cal yr BP); and (D) modern from the southern Patagonia. Arithmetic mean and standard deviation (mean  $\pm$  SD) are shown for each species. Key: squares, invertebrates (INV); diamonds, pelagic fishes (PF); triangles, benthic fishes (BF); circles, air-breathing predators (ABP). See Supplementary Table 1 for acronyms.



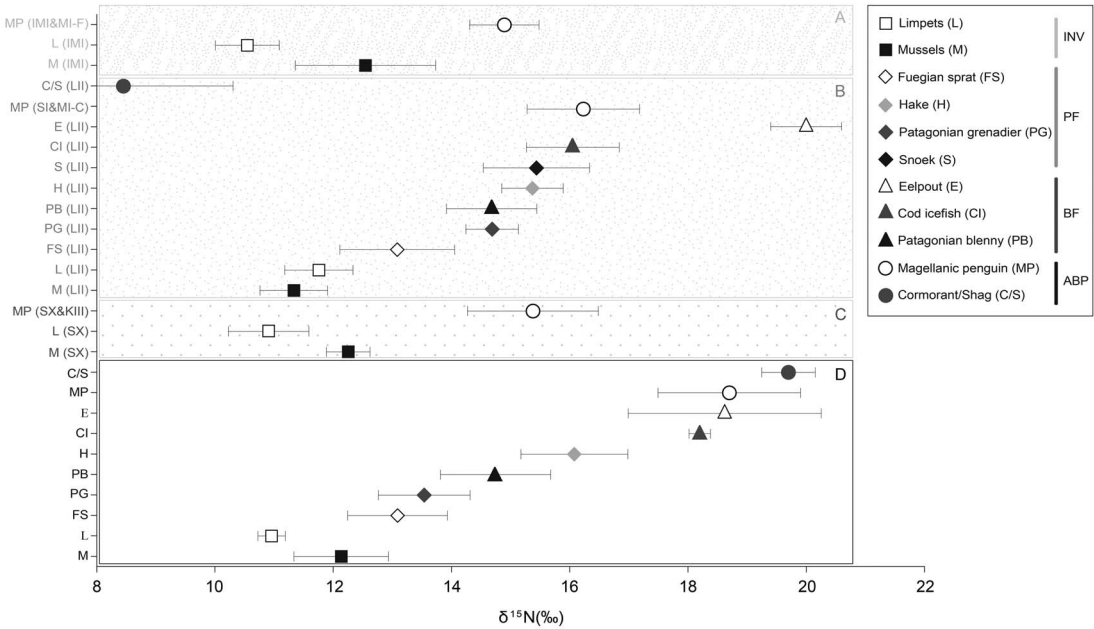


FIGURE 5.  $\delta^{15}\text{N}$  values of invertebrates, pelagic fishes, benthic fishes, and seabirds for (A) Imiwaia I (M/K) and Mischiúen (F) (6723–5014 cal yr BP); (B) Lanashuaia II, Mischiúen (C) and Shamakush I (D) (1278–772 cal yr BP); (C) Shamakush X (E) and Kaiawoteha III (K) (487 and 545 cal yr BP, respectively); and (D) modern from the Beagle Channel (Tierra del Fuego). Arithmetic mean and standard deviation (mean  $\pm$  SD) are shown for each species. Key: squares, invertebrates (INV); diamonds, pelagic fishes (PF); triangles, benthic fishes (BF); circles, air-breathing predators (ABP). See Supplementary Table 1 for acronyms.

collagen, as they are measured using the standard procedure for this type of sample (Newsome et al. 2006; Guiry et al. 2016; Bas and Cardona 2018; Guiry and Hunt 2020). DeNiro (1985) reported carbon to nitrogen (C:N) atomic ratios of bone collagen to range from 2.9 to 3.6, and this has been the standard requirement for decades both in ecology and archaeology. Most of the samples analyzed here satisfied this requirement (Supplementary Table 2), but recently Guiry and Szpak (2020, 2021) have reported a much narrower acceptable range (3.0–3.3). Accordingly, many samples in this study with C:N atomic ratios ranging from 3.4 to 3.6, may still contain some traces of lipid or humic acid, in modern and ancient samples, respectively, and hence might yield slightly biased  $\delta^{13}\text{C}$  values. For this reason, we discuss here only their  $\delta^{15}\text{N}$  values, as neither lipids nor humic acid contain nitrogen, and hence collagen is the only source of nitrogen in acidified bone samples (Bas and Cardona et al. 2018; Bas et al. 2020a; Guiry and Hunt 2020; Guiry and Szpak 2020, 2021). It should also be noted

that the organic matrix of mollusk shells is a mixture of proteins and chitin, a polysaccharide containing nitrogen (Furuhashi et al. 2009). As a result, the C:N ratio of the organic matrix of mollusk shells including equal amounts of protein and chitin is close to 5.5 and hence differs from that expected for collagen.

The results reported here reveal major changes in the  $\delta^{15}\text{N}$  of Magellanic penguins and cormorants/shags in the southwestern Atlantic Ocean since the middle Holocene. Certainly, sample size for some species and archaeological sites is small, but differences between ancient and modern conspecifics are so huge and consistent across areas, particularly for Magellanic penguins, that we believe that our conclusions are robust. It should be noted that male and female modern Magellanic penguins do not differ in their average  $\delta^{15}\text{N}$  values (Scioscia et al. 2014; Silva et al. 2014; Barrionuevo et al. 2020; Rosciano et al. 2020; Dodino et al. 2021), and the comparison of  $\delta^{15}\text{N}$  in ancient and modern Magellanic penguins is therefore unlikely to be affected by

biased sex ratios. Furthermore, the use of stable isotope ratios from ancient and modern mollusk shells allowed us to account for temporal changes in the isotopic baseline (Casey and Post 2011; Misarti et al. 2017; Bas et al. 2019) and compare the stable isotope ratios of ancient and modern seabirds, although selecting the most suitable isotopic baseline for migratory species is challenging. The use of compound-specific isotopic analyses of individual amino acids offers an alternative approach to identify the relative contribution of changes in diet or baseline to the variability of  $\delta^{15}\text{N}$  in consumers (Lorrain et al. 2009) but requires a much larger amount of protein (3 mg), which limits the technique to bulky samples.

The analysis of mollusk shells confirmed a drop in the  $\delta^{15}\text{N}$  baseline of the three regions considered during the past 2000 years. Such a pattern has already been suggested by Saporiti et al. (2014a) with a more limited data set and was likely caused by a decrease in the intensity of vertical mixing and coastal upwelling (Somes et al. 2010). If so, the primary productivity of the coastal ecosystems of the southwestern Atlantic Ocean south to latitude 40°S is currently lower than during most of the late Holocene (Saporiti et al. 2014a). Furthermore, the coastal areas of the southwestern Atlantic Ocean currently support smaller populations of top predators due to sequential sealing and fishing since the late eighteenth century (Vales et al. 2020 and references therein). Both processes might have operated synergistically to modify the diet of Magellanic penguins and cormorants/shags and might contribute to the changes in  $\delta^{15}\text{N}$  reported here.

The optimal foraging theory predicts an increase in the trophic position of predators far below carrying capacity as they experience higher per capita food availability. This is because predators close to satiation select prey to maximize net energy intake, whereas hungry predators close to carrying capacity are less selective and capture prey according to their encounter rates (Schoener 1971; Pulliam 1974; Stephens and Krebs 1986). On the other hand, prey density in aquatic ecosystems decreases with body size (Blanchard et al. 2017), whereas the trophic position of prey is positively correlated with body size (Jennings

2005). From here follows that aquatic carnivores close to carrying capacity rely largely on small, highly abundant prey with a low trophic level. However, in a scenario in which the populations of predators decrease as a result of harvesting, individuals can shift to scarcer but more rewarding prey with a larger body size and a higher trophic position, due to a relaxation of intraspecific competition. This mechanism may explain the increase in the  $\delta^{15}\text{N}$  values of Magellanic penguins and cormorants/shags following competitor release as a result of the sequential exploitation of otariids and hake since the late eighteenth century.

Currently, the diet of Magellanic penguins is dominated by fish over most of its range (Scolaro et al. 1999; Clausen and Pütz 2002; Schiavini et al. 2005; Weiss et al. 2009; Scioscia et al. 2014), although the squat lobster (*Munida gregaria*) is also a major component of the diet of Magellanic penguins in the Malvinas/Falkland Islands (Thompson 1993; Pütz et al. 2001; Clausen and Pütz 2002) and very recently has become their staple diet in the Beagle Channel (Dodino et al. 2020). Squat lobsters have two morphs, and the specimens of the pelagic one are highly depleted in  $^{15}\text{N}$  compared with both benthic and pelagic fishes (Ciancio et al. 2008; Drago et al. 2009; Dodino et al. 2020). Accordingly, the low  $\delta^{15}\text{N}$  values of ancient Magellanic penguins and unidentified cormorants/shags might have resulted from increased consumption of pelagic squat lobsters during the late Holocene compared with modern conspecifics.

Squat lobsters have a much lower energy density than small pelagic fishes (Thompson 1993; Ciancio et al. 2007) and hence the former are expected to be consumed by Magellanic penguins only when the latter are scarce. This prediction fits the expectations of the competitive release hypothesis, because large populations of piscivorous fur seals, sea lions, and hake might have reduced dramatically the availability of small fishes for seabirds during the late Holocene. However, this is not the only possible explanation for the pattern reported here because of the changes in primary productivity reported earlier. Since 2012, the abundance of pelagic squat lobsters has increased markedly in the Beagle Channel,

as a result of increased primary productivity (Diez et al. 2016), which in turn has triggered a major dietary shift in Magellanic penguins (Dodino et al. 2020). It is worth noting that the samples of Magellanic penguins from the Beagle Channel analyzed here were collected in 2010, before the increase in the population of pelagic squat lobsters. The trophic position of the Magellanic penguins from the Beagle Channel reported here is similar to that reported by Dodino et al. (2020) for penguins sampled in 2009, but much higher than those sampled from 2013 to 2017 and reported to rely largely on pelagic squat lobster (Dodino et al. 2020).

The abundance of pelagic squat lobsters is highly dependent on the intensity of vertical mixing and the level of primary productivity (Diez et al. 2016), and the high  $\delta^{15}\text{N}$  values of ancient limpets and mussels reported here suggest a more intense coastal upwelling and vertical mixing during the second half of the Holocene (Somes et al. 2010; Saporiti et al. 2014a). If so, the abundance of pelagic squat lobsters was perhaps much higher in the past, independent of the abundance of small fishes, and possibly due to more favorable environmental conditions. In this scenario, the lower trophic position of ancient Magellanic penguins and unidentified cormorants/shags might be just the result of a higher availability of pelagic squat lobsters resulting from a bottom-up processes.

The migratory behavior of Magellanic penguins (Stokes et al. 1998; Pütz et al. 2007; Barriónuevo et al. 2020; Dodino et al. 2021) and the low turnover of bones (Tieszen et al. 1983; Hobson and Clark 1992) add additional complexity to interpreting the temporal changes of  $\delta^{15}\text{N}$  values in these species. Currently, Magellanic penguins nesting in northern Patagonia overwinter in southern Brazil (Stokes et al. 1998), whereas those nesting in southern Patagonia and the Beagle Channel overwinter at much higher latitudes, with just a small fraction of the penguins from southern Patagonia reaching southern Brazil in winter (Pütz et al. 2007; Barriónuevo et al. 2020; Dodino et al. 2021). The baseline of  $\delta^{15}\text{N}$  values shifts latitudinally along the Atlantic coast of South America, from Brazil to Tierra del Fuego (Saporiti et al.

2015; Vélez-Rubio et al. 2018), and hence the  $\delta^{15}\text{N}$  values of penguin bone collagen are influenced not only by diet but also by the foraging grounds exploited. This might also explain the differences observed in the  $\delta^{15}\text{N}$  values of ancient and modern Magellanic penguins, if migratory patterns changed throughout time. This is certainly the case for the ancient Magellanic penguins from southern Patagonia, as they were extremely depleted in  $^{15}\text{N}$  compared with coastal contemporary species from the same area (Fig. 4A–C), which resulted in an unrealistically low trophic position. They were likely vagrants that had foraged elsewhere for most of the time recorded in their bones and were captured by hunter-fisher-gatherer people when they approached the coast. Interestingly, the  $\delta^{15}\text{N}$  values of ancient Magellanic penguins from Margen Sur (885–838 cal yr BP) were only 2‰ above those of almost contemporary King penguins from Cabo Virgenes 20 (1131 cal yr BP), whereas the offset between the two species in the Malvinas/Falkland Islands is currently 4.4‰ (Fig. 4B, Table 3). Modern myctophids, which are the main prey for King penguins (Cherel et al. 1993, 1996; Moore et al. 1998), are highly depleted in  $^{15}\text{N}$  compared with small pelagic fishes (Ciancio et al. 2008), thus suggesting that the low  $\delta^{15}\text{N}$  values of ancient Magellanic penguins from southern Patagonia and their unrealistically low trophic positions might be because of an intense use of offshore foraging grounds. This is not true for modern Magellanic penguins from southern Patagonia, whose  $\delta^{15}\text{N}$  values fit well with those of coastal fish species (Fig. 4D).

In contrast to Magellanic penguins, the cormorants and shags inhabiting the southwestern Atlantic Ocean are sedentary, and temporal changes in their  $\delta^{15}\text{N}$  values are therefore likely the result of dietary shifts. Furthermore, local mollusks offer a reliable proxy to set the baseline for the calculation of the trophic positions of cormorants and shags. Interestingly, cormorants/shags from southern Patagonia and the Beagle Channel exhibited the same temporal pattern as Magellanic penguins, with a recent increase in both  $\delta^{15}\text{N}$  values and trophic position. It should be noted, however, that the ancient unidentified cormorants/shags from

the Beagle Channel (Lanshuaia II archaeological site) were extremely depleted in  $^{15}\text{N}$  compared with their contemporary marine potential prey. This divergence was interpreted by Bas et al. (2019) as an evidence of consumption of catadromous galaxid fishes, an abundant resource at that time in estuarine ecosystems of Tierra del Fuego, which are highly depleted in  $^{15}\text{N}$  compared with marine fishes. Differences in the feeding habits between Magellanic penguins and unidentified cormorants/shags during the Holocene were already reported in the Beagle Channel by Kochi et al. (2018), although the  $\delta^{15}\text{N}$  values reported for unidentified cormorants/shags were not so low.

Although decreasing primary productivity and changes in the migratory patterns of Magellanic penguins may explain the changes in the  $\delta^{15}\text{N}$  values reported here, only competitor release simultaneously explains the changes in the distribution of Magellanic penguins observed during the twentieth century and the changes in the  $\delta^{15}\text{N}$  values of both Magellanic penguins and Imperial shags. Historical data suggest that Magellanic penguins in the southwestern Atlantic Ocean have been moving northward since the early twentieth century, when they started nesting along the northern continental coast of Patagonia (Boersma et al. 1990; Boersma 2008; Bouzat et al. 2009; Cruz et al. 2010). Genetic data also supported the hypothesis that Magellanic penguins have experienced a recent expansion during a favorable period (Bouzat et al. 2009). This expansion suggests that ecological conditions in this region during the second half of the twentieth century were better for this species than at the beginning of the last century (Boersma et al. 1990), which is not explained by declining productivity. However, competitor release resulting from the overharvesting of South American fur seals and sea lions and Argentine hake between the late eighteenth and the twentieth centuries (Lloris et al. 2005; Crespo et al. 2015; Romero et al. 2017) might have contributed to improving the habitat conditions for Magellanic penguins and simultaneously increased the consumption of fish revealed by increased  $\delta^{15}\text{N}$  values. This is because the populations of those competitors,

feeding on small pelagic fishes and squid (Scolaro et al. 1999; Punta et al. 2003; Schiavini et al. 2005; Baylis et al. 2014; Scioscia et al. 2014), are currently well below original numbers, despite the legal protection of pinnipeds (Crespo et al. 2015; Romero et al. 2017).

## Conclusion

The trophic ecology of modern Magellanic penguins and Imperial shags in the southwestern Atlantic Ocean differs from that of conspecifics living in the same region during the late Holocene, as revealed by a recent increase in  $\delta^{15}\text{N}$  values. Three, non-mutually exclusive processes, namely competitor release, reduced primary productivity, and changes in migratory patterns between isotopically dissimilar regions, may explain that increase. Although disentangling the relative contribution of all those processes is not possible at this time, the results reported here demonstrate that the ecology of Magellanic penguins and Imperial shags has undergone major changes since the late Holocene, and competitor release remains as a plausible hypothesis.

## Acknowledgments

We are very grateful to L. Silva for her assistance with sample processing and to M. Álvarez and J. Gómez Otero who kindly provided us with archaeological samples from Teis XI and Playa Las Lisas 2, respectively. P. Rubio helped us with isotopic analyses at Centres Científics i Tecnològics de la Universitat de Barcelona (Barcelona, Spain). I. Briz i Godino is member of the “María Zambrano” program at the University of Barcelona. This study was funded by project no. 309765 from Fundació Bosch i Gimpera. All biological samples included in this paper were obtained, transported, and analyzed following the legal terms and conditions of the Argentine government.

## Data Availability Statement

The data used to support the findings of this article are available in the article and in its online Supplementary Material, which is available on Dryad at: <https://doi.org/10.5061/dryad.dbrv15f3k>.

## Literature Cited

- Aalto, E. A., and M. L. Baskett. 2013. Quantifying the balance between bycatch and predator or competitor release for nontarget species. *Ecological Applications* 23:972–983.
- Angelescu, V., and L. B. Prensky. 1987. Ecología trófica de la merluza común del mar Argentino (Merlucciidae, *Merluccius hubbsi*). Parte 2. Dinámica de la alimentación analizada sobre la base de las condiciones ambientales, la estructura y la evaluación de los efectivos en su área de distribución. Instituto Nacional de Investigación y Desarrollo Pesquero INIDEP, Mar del Plata, Argentina.
- Ankjær, T., J. T. Christensen, and P. Grønkjær. 2012. Tissue-specific turnover rates and trophic enrichment of stable N and C isotopes in juvenile Atlantic cod *Gadus morhua* fed three different diets. *Marine Ecology Progress Series*, 461:197–209.
- Armstrong, P. H. 1994. Human impact on the Falkland Islands environment. *Environmentalist* 14:215–231.
- Barriónuevo, M., J. Ciancio, A. Steinfurth, and E. Frere, E. 2020. Geolocation and stable isotopes indicate habitat segregation between sexes in Magellanic penguins during the winter dispersion. *Journal of Avian Biology* 51:e02325.
- Bas, M., and L. Cardona. 2018. Effects of skeletal element identity, delipidation and demineralization on the analysis of stable isotope ratios of C and N in fish bone. *Journal of Fish Biology* 92:420–437.
- Bas, M., I. Briz i Godino, M. Álvarez, D. G. Vales, E. A. Crespo, and L. Cardona. 2019. Back to the future? Late Holocene marine food web structure in a warm climatic phase as a predictor of trophodynamics in a warmer south-western Atlantic Ocean. *Global Change Biology* 25:404–419.
- Bas, M., N. A. García, E. A. Crespo, and L. Cardona. 2020a. Intraskeletal variability in stable isotope ratios of C and N among pinnipeds and cetaceans. *Marine Mammal Science* 36:375–385.
- Bas, M., M. Salemm, E. J. Green, F. Santiago, C. Speller, M. Álvarez, I. Briz i Godino, and L. Cardona. 2020b. Predicting habitat use by the Argentine hake *Merluccius hubbsi* in a warmer world: inferences from the Middle Holocene. *Oecologia* 193:461–474.
- Baylis, A. M. M., J. P. Y. Arnould, and I. J. Staniland. 2014. Diet of fur seals at the Falkland Islands. *Marine Mammal Science* 30:1210–1219.
- Bearhop, S., C. E. Adams, S. Waldron, R. A. Fuller, and H. MacLeod. 2004. Determining trophic niche width: a novel approach using stable isotope analysis. *Journal of Animal Ecology* 73:1007–1012.
- Blanchard, J. L., R. F. Heneghan, J. D. Everett, R. Trebilco, and A. J. Richardson. 2017. From bacteria to whales: using functional size spectra to model marine ecosystems. *Trends in Ecology and Evolution* 32:174–186.
- Boersma, P. D. 2008. Penguins as marine sentinels. *BioScience* 58:597–607.
- Boersma, P. D., D. L. Stokes, and P. M. Yorio. 1990. Reproductive variability and historical change of Magellanic Penguins (*Spheniscus magellanicus*) at Punta Tombo, Argentina. *Penguin Biology* 7:15–44.
- Borella, F., and I. Cruz. 2012. Taphonomic evaluation of penguin (Spheniscidae) remains at a shell-midden on the northern coast of Patagonia (San Matías Gulf, Río Negro, Argentina). *Quaternary International* 278:45–50.
- Bouzat, J. L., B. G. Walker, and P. D. Boersma. 2009. Regional genetic structure in the Magellanic penguin (*Spheniscus magellanicus*) suggests metapopulation dynamics. *Auk* 126:326–334.
- Cardona, L., S. Martins, R. Uterga, and A. Marco. 2017. Individual specialization and behavioral plasticity in a long-lived marine predator. *Journal of Experimental Marine Biology and Ecology* 497:127–133.
- Carmichael, R. H., T. Hattenrath, I. Valiela, and R. Michener. 2008. Nitrogen stable isotopes in the shell of *Mercenaria mercenaria* trace wastewater inputs from watersheds to estuarine ecosystems. *Aquatic Biology* 4:99–111.
- Casey, M. M., and D. M. Post. 2011. The problem of isotopic baseline: reconstructing the diet and trophic position of fossil animals. *Earth-Science Reviews* 106:131–148.
- Caut, S., E. Angulo, and F. Courchamp. 2009. Variation in discrimination factors ( $\Delta^{15}\text{N}$  and  $\Delta^{13}\text{C}$ ): the effect of diet isotopic values and applications for diet reconstruction. *Journal of Applied Ecology* 46:443–453.
- Cherel, Y., C. Verdon, and V. Ridoux. 1993. Seasonal importance of oceanic myctophids in king penguin diet at Crozet Islands. *Polar Biology* 13:355–357.
- Cherel, Y., V. Ridoux, and P. G. Rodhouse. 1996. Fish and squid in the diet of king penguin chicks, *Aptenodytes patagonicus*, during winter at sub-Antarctic Crozet Islands. *Marine Biology* 126:559–570.
- Cherel, Y., K. Pütz, and K. A. Hobson. 2002. Summer diet of king penguins (*Aptenodytes patagonicus*) at the Falkland Islands, southern Atlantic Ocean. *Polar Biology* 25:898–906.
- Cherel, Y., K. A. Hobson, F. Bailleul, and R. Groscolas. 2005a. Nutrition, physiology, and stable isotopes: new information from fasting and molting penguins. *Ecology* 86:2881–2888.
- Cherel, Y., K. A. Hobson, and S. Hassani. 2005b. Isotopic discrimination between food and blood and feathers of captive penguins: implications for dietary studies in the wild. *Physiological and Biochemical Zoology* 78:106–115.
- Ciancio, J. E., M. A. Pascual, and D. A. Beauchamp. 2007. Energy density of Patagonian aquatic organisms and empirical predictions based on water content. *Transactions of the American Fisheries Society* 136:1415–1422.
- Ciancio, J. E., M. A. Pascual, F. Botto, M. Amaya-Santi, S. O’Neal, C. Riva Rossi, and O. Iribarne. 2008. Stable isotope profiles of partially migratory salmonid populations in Atlantic rivers of Patagonia. *Journal of Fish Biology* 72:1708–1719.
- Clausen, A. P., and K. Pütz. 2002. Recent trends in diet composition and productivity of gentoo, Magellanic and rockhopper penguins in the Falkland Islands. *Aquatic Conservation: Marine and Freshwater Ecosystems* 12:51–61.
- Crespo, E. A., A. C. Schiavini, N. A. García, V. Franco-Trecu, R. N. P. Goodall, D. Rodríguez, J. S. Morgante, and L. R. De Oliveira. 2015. Status, population trend and genetic structure of South American fur seals, *Arctocephalus australis*, in southwestern Atlantic waters. *Marine Mammal Science* 31:866–890.
- Cruz, I., F. Astete, G. Nauto, and L. A. Borrero. 2010. La colonia de nidificación de pingüinos de Magallanes de Cabo Vírgenes a lo largo del tiempo. *La Arqueología de Pali Aike y Cabo Vírgenes* 103–121.
- DeNiro, M. J. 1985. Postmortem preservation and alteration of in vivo bone collagen isotope ratios in relation to palaeodietary reconstruction. *Nature* 317:806–809.
- Diez, M. J., A. G. Cabreira, A. Madirolas, and G. A. Lovrich. 2016. Hydroacoustical evidence of the expansion of pelagic swarms of *Munida gregaria* (Decapoda, Munididae) in the Beagle Channel and the Argentine Patagonian Shelf, and its relationship with habitat features. *Journal of Sea Research* 114:1–12.
- Dodino, S., L. Riccialdelli, M. Polito, K. Pütz, and A. Raya Rey. 2020. Inter-annual variation in the trophic niche of Magellanic penguins *Spheniscus magellanicus* during the pre-molt period in the Beagle Channel. *Marine Ecology Progress Series* 655:215–25.
- Dodino, S., N. A. Lois, L. Riccialdelli, M. J. Polito, K. Pütz, and A. Raya Rey. 2021. Sex-specific spatial use of the winter foraging areas by Magellanic penguins and assessment of potential conflicts with fisheries during winter dispersal. *PLoS ONE* 16:e0256339.
- Drago, M., E. A. Crespo, A. Aguilar, L. Cardona, N. García, S. L. Dans, and N. Goodall. 2009. Historic diet change of the South American sea lion in Patagonia as revealed by isotopic analysis. *Marine Ecology Progress Series* 384:273–286.
- Drago, M., L. Cardona, V. Franco-Trecu, E. A. Crespo, D. Vales, F. Borella, L. Zenteno, E. M. Gonzáles, and P. Inchausti. 2017.

- Isotopic niche partitioning between two apex predators over time. *Journal of Animal Ecology* 86:766–780.
- Folch, J., M. Lees, and G. H. S. Stanley. 1957. A simple method for the isolation and purification of total lipids from animal tissues. *Journal of Biological Chemistry* 226:497–509.
- Frank, K. T., B. Petrie, J. S. Choi, and W. C. Leggett. 2005. Trophic cascades in a formerly cod-dominated ecosystem. *Science* 308:1621–1623.
- Frere, E., P. Gandini, and V. Lichtschein. 1996. Variación latitudinal en la dieta del Pingüino de Magallanes (*Spheniscus magellanicus*) en la costa Patagónica, Argentina. *Ornitología Neotropical* 7:35–41.
- Frere, E., F. Quintana, and P. Gandini. 2005. Cormoranes de la costa patagónica: estado poblacional, ecología y conservación. *El hornero* 20:35–52.
- Furuhashi, T., C. Schwarzingler, I. Miksik, M. Smrz, and A. Beran. 2009. Molluscan shell evolution with review of shell calcification hypothesis. *Comparative Biochemistry and Physiology Part B: Biochemistry and Molecular Biology* 154:351–371.
- Gosztanyi, A. E., and L. Kuba. 1998. Fishes in the diet of the imperial cormorant *Phalacrocorax atriceps* at Punta Loberia Chubut, Argentina. *Marine Ornithology* 26:59–61.
- Grosso, M. 2016. Explotación de pingüinos y guano en Chubut. Actividades económicas en la costa patagónica. *Todo es Historia* 593:72–80.
- Guiry, E. J., and B. P. V. Hunt. 2020. Integrating fish scale and bone isotopic composition for “deep time” retrospective studies. *Marine Environmental Research* 160:104982.
- Guiry, E. J., and P. Szpak. 2020. Quality control for modern bone collagen stable carbon and nitrogen isotope measurements. *Methods in Ecology and Evolution* 11:1049–1060.
- Guiry, E. J., and P. Szpak. 2021. Improved quality control criteria for stable carbon and nitrogen isotope measurements of ancient bone collagen. *Journal of Archaeological Science* 132:105416.
- Guiry, E. J., P. Szpak, and M. P. Richards. 2016. Effects of lipid extraction and ultrafiltration on stable carbon and nitrogen isotopic compositions of fish bone collagen. *Rapid Communications in Mass Spectrometry* 30:1591–1600.
- Harris, S., F. Quintana, J. Ciancio, L. Riccialdelli, and A. Raya Rey. 2016. Linking foraging behavior and diet in a diving seabird. *Marine Ecology* 37:419–432.
- Hobson, K. A., and R. G. Clark. 1992. Assessing avian diets using stable isotopes I: turnover of  $^{13}\text{C}$  in tissues. *Condor* 94:181–188.
- Hyland, C., M. B. Scott, J. Routledge, and P. Szpak. 2021. Stable carbon and nitrogen isotope variability of bone collagen to determine the number of isotopically distinct specimens. *Journal of Archaeological Method and Theory*. <https://doi.org/10.1007/s10816-021-09533-7>.
- Jackson, J. B. C., M. X. Kirby, W. H. Berger, K. A. Bjorndal, L. W. Botsford, B. J. Bourque, R. H. Bradbury, et al. 2001. Historical overfishing and the recent collapse of coastal ecosystems. *Science* 293:629–637.
- Jennings, S. 2005. Size-based analyses of aquatic food webs. Pp. 86–97 in A. Belgrano, U. M. Scharler, J. Dunne, and R. E. Ulanowicz, eds. *Aquatic food webs: an ecosystem approach*. Oxford University Press, Oxford.
- Kochi, S., S. A. Pérez, A. Tessone, A. Ugan, M. A. Tafuri, J. Nye, A. M. Tivoli, and A. F. Zangrando. 2018.  $\delta^{13}\text{C}$  and  $\delta^{15}\text{N}$  variations in terrestrial and marine foodwebs of Beagle Channel in the Holocene. Implications for human paleodietary reconstructions. *Journal of Archaeological Science: Reports* 18:696–707.
- Koen-Alonso, M., and P. Yodzis. 2005. Multispecies modelling of some components of the marine community of Northern and central Patagonia, Argentina. *Canadian Journal of Fisheries and Aquatic Sciences* 62:1490–1512.
- Koen Alonso, M., E. A. Crespo, S. N. Pedraza, N. A. García, and M. A. Coscarella. 2000. Food habits of the South American sea lion, *Otaria flavescens*, off Patagonia, Argentina. *Fishery Bulletin* 98:250–263.
- Laws, R. M. 1977. Seals and whales of the Southern Ocean. *Philosophical Transactions of the Royal Society of London B* 279:81–96.
- Lloris, D., J. Matallanas, and P. Oliver. 2005. Hakes of the world (Family Merlucciidae): an annotated and illustrated catalogue of hake species known to date (No. 2). Food and Agriculture Organization, Rome.
- Lorrain, A., B. Graham, F. Ménard, B. Popp, S. Bouillon, P. van Breuguel, and Y. Cherel. 2009. Nitrogen and carbon isotope values of individual amino acids: a tool to study foraging ecology of penguins in the Southern Ocean. *Marine Ecology Progress Series* 391:293–306.
- Misarti, N., E. Gier, B. Finney, K. Barnes, and M. McCarthy. 2017. Compound-specific amino acid  $\delta^{15}\text{N}$  values in archaeological shell: assessing diagenetic integrity and potential for isotopic baseline reconstruction. *Rapid Communications in Mass Spectrometry* 31:1881–1891.
- Moore, G. J., G. Robertson, and B. Wienecke. 1998. Food requirements of breeding king penguins at Heard Island and potential overlap with commercial fisheries. *Polar Biology* 20:293–302.
- Mummy, P. J., C. P. Dahlgren, A. R. Harborne, C. V. Kappel, F. Micheli, D. R. Brumbaugh, K. E. Holmes, et al. 2006. Fishing, trophic cascades, and the process of grazing on coral reefs. *Science* 311:98–101.
- Newsome, S. D., M. A. Etnier, D. Auriolles-Gamboa, and P. L. Koch. 2006. Using carbon and nitrogen isotope values to investigate maternal strategies in northeast Pacific otariids. *Marine Mammal Science* 22:556–572.
- Pulliam, H. R. 1974. On the theory of optimal diets. *American Naturalist* 108:59–74.
- Punta, G., P. Yorio, and G. Herrera. 2003. Temporal patterns in the diet and food partitioning in Imperial Cormorants (*Phalacrocorax atriceps*) and Rock Shags (*P. magellanicus*) breeding at Bahía Bustamante, Argentina. *Wilson Bulletin* 115:307–315.
- Pütz, K., R. J. Ingham, J. G. Smith, and J. P. Croxall. 2001. Population trends, breeding success and diet composition of gentoo *Pygoscelis papua*, Magellanic *Spheniscus magellanicus* and rockhopper *Eudyptes chrysocome* penguins in the Falkland Islands. A review. *Polar Biology* 24:793–807.
- Pütz, K., A. Schiavini, A. Raya Rey, and B. H. Lüth. 2007. Winter migration of Magellanic penguins (*Spheniscus magellanicus*) from the southernmost distributional range. *Marine Biology* 152:1227–1235.
- Raya Rey, A., N. Rosciano, M. Liljesthrom, R. S. Samaniego, and A. Schiavini. 2014. Species-specific population trends detected for penguins, gulls and cormorants over 20 years in sub-Antarctic Fuegian Archipelago. *Polar Biology* 37:1343–1360.
- Riccialdelli, L., S. D. Newsome, M. L. Fogel, and D. A. Fernández. 2017. Trophic interactions and food web structure of a subantarctic marine food web in the Beagle Channel: Bahía Lapataia, Argentina. *Polar Biology* 40:807–821.
- Romero, M. A., M. F. Grandi, M. Koen-Alonso, G. Svendsen, M. O. Reinaldo, N. A. García, S. L. Dans, R. González, and E. A. Crespo. 2017. Analysing the natural population growth of a large marine mammal after a depletive harvest. *Scientific Reports* 7:1–16.
- Rosciano, N. G., M. J. Polito, and A. Raya Rey. 2020. Seasonally persistent foraging niche segregation between sympatric southern rockhopper and Magellanic penguins breeding at Isla de los Estados, Argentina. *Journal of Ornithology* 161:1093–1104.
- Sánchez, R. P., G. Navarro, and V. Rozycki. 2012. Estadísticas de la pesca marina en la Argentina. Evolución de los desembarques. 1898–2010 (No. M11/2 y CD 72). Ministerio de Agricultura, Ganadería y Pesca, Buenos Aires (Argentina). Dirección Nacional de Planificación Pesquera, Buenos Aires.
- Saporiti, F., L. O. Bala, J. Gómez Otero, E. A. Crespo, E. L. Piana, A. Aguilar, L. Cardona. 2014a. Paleoindian pinniped exploitation

- in South America was driven by oceanic productivity. *Quaternary International* 352: 85–91.
- Saporiti, F., S. Bearhop, L. Silva, D. G. Vales, L. Zenteno, E. A. Crespo, A. Aguilar, and L. Cardona. 2014b. Longer and less overlapping food webs in anthropogenically disturbed marine ecosystems: confirmations from the past. *PLoS ONE* 9: e103132.
- Saporiti, F., S. Bearhop, D. G. Vales, L. Silva, L. Zenteno, M. Tavares, E. A. Crespo, and L. Cardona. 2015. Latitudinal changes in the structure of marine food webs in the Southwestern Atlantic Ocean. *Marine Ecology Progress Series* 538:23–34.
- Schiavini, A., P. Yorio, P. Gandini, A. Raya Rey, and P. D. Boersma. 2005. Los pingüinos de las costas Argentinas: estado poblacional y conservación. *Hornero* 20:5–23.
- Schoener, T. W. 1971. Theory of feeding strategies. *Annual Review of Ecology and Systematics* 2:369–404.
- Scioscia, G., A. Raya Rey, R. A. S. Samaniego, O. Florentín, and A. Schiavini. 2014. Intra- and interannual variation in the diet of the Magellanic penguin (*Spheniscus magellanicus*) at Martillo Island, Beagle Channel. *Polar Biology* 37:1421–1433.
- Scolaro, J. A., R. P. Wilson, S. Laurenti, M. Kierspel, H. Gallelli, and J. A. Upton. 1999. Feeding preferences of the Magellanic penguin over its breeding range in Argentina. *Waterbirds* 22:104–110.
- Silva, L., F. Saporiti, D. Vales, M. Tavares, P. Gandini, E. A. Crespo, and L. Cardona. 2014. Differences in diet composition and foraging patterns between sexes of the Magellanic penguin (*Spheniscus magellanicus*) during the non-breeding period as revealed by  $\delta^{13}\text{C}$  and  $\delta^{15}\text{N}$  values in feathers and bone. *Marine Biology* 161:1195–1206.
- Skrzypiek, G. 2013. Normalization procedures and reference material selection in stable HCNOS isotope analyses: an overview. *Analytical and Bioanalytical Chemistry* 405:2815–2823.
- Somes, C. J., A. Schmittner, E. D. Galbraith, M. F. Lehmann, M. A. Altabet, J. P. Montoya, R. M., Letelier, A. C. Mix, A. Bourbonnais, and M. Eby. 2010. Simulating the global distribution of nitrogen isotopes in the ocean. *Global Biogeochemistry Cycles* 24: GB4019.
- Stephens, D. W., and J. R. Krebs. 1986. *Foraging theory*, Vol. 1. Princeton University Press, Princeton, N.J.
- Stokes, D. L., P. D. Boersma, and L. D. Davis. 1998. Satellite tracking of Magellanic penguins migration. *Condor* 100:376–381.
- Surma, S., E. A. Pakhomov, and T. J. Pitcher. 2014. Effects of whaling on the structure of the Southern ocean food web: insights on the “krill surplus” from ecosystem modelling. *PLoS ONE* 9:e114978.
- Thompson, K. R. 1993. Variation in Magellanic penguin *Spheniscus magellanicus* diet in the Falkland Islands. *Marine Ornithology* 21:57–67.
- Tieszen, L. L., T. W. Boutton, K. G. Tesdahl, and N. A. Slade. 1983. Fractionation and turnover of stable carbon isotopes in animal tissues: implications for  $\delta^{13}\text{C}$  analysis of diet. *Oecologia* 57:32–37.
- Tivoli, A. M., and A. F. Zangrando. 2011. Subsistence variations and landscape use among maritime hunter-gatherers. A zooarchaeological analysis from the Beagle Channel (Tierra del Fuego, Argentina). *Journal of Archaeological Science* 38:1148–1156.
- Tuross, N., Fogel, M. L., and P. E. Hare. 1988. Variability in the preservation of the isotopic composition of collagen from fossil bone. *Geochimica et Cosmochimica Acta* 52:929–935.
- Vales, D. G., L. Cardona, N. A. García, L. Zenteno, and E. A. Crespo. 2015. Ontogenetic changes in male South America fur seals *Arctocephalus australis* in Patagonia. *Marine Ecology Progress Series* 525:245–260.
- Vales, D. G., L. Cardona, A. F. Zangrando, F. Borella, F. Saporiti, R. N. P. Goodall, L. R. Oliveira, and E. A. Crespo. 2017. Holocene changes in the trophic ecology of an apex marine predator in the South Atlantic Ocean. *Oecologia* 183:555–570.
- Vales, D. G., L. Cardona, R. Loizaga, N. A. García, and E. A. Crespo. 2020. Long-term stability in the trophic ecology of a pelagic forager living in a changing marine ecosystem. *Frontiers in Marine Science* 7:87.
- Vélez-Rubio, G. M., L. Cardona, M. López-Mendilaharsu, G. Martínez Souza, A. Carranza, P. Campos, D. González-Paredes, and J. Tomás. 2018. Pre and post-settlement movements of juvenile green turtles in the southwestern Atlantic Ocean. *Journal of Experimental Marine Biology and Ecology* 501: 36–45.
- Weiss, F., R. W. Furness, R. A. McGill, I. J. Strange, J. F. Masello, and P. Quillfeldt. 2009. Trophic segregation of Falkland Islands seabirds: insights from stable isotope analysis. *Polar Biology* 32:1753–1763.
- Zangrando, A. F., L. Riccialdelli, S. Kochi, J. W. Nye, and A. Tessone. 2016. Stable isotope evidence supports pelagic fishing by hunter-gatherers in southern South America during the Late Holocene. *Journal of Archaeological Science: Reports* 8:486–491.
- Zangrando, A. F. J., and A. M. Tivoli. 2015. Human use of birds and fish in marine settings of southern Patagonia and Tierra del Fuego in the Holocene: a first macro-regional approach. *Quaternary International* 373:82–95.
- Zenteno, L., F. Borella, J. Gómez Otero, E. Piana, J. B. Belardi, L. A. Borrero, F. Saporiti, L. Cardona, and E. A. Crespo. 2015. Shifting niches of marine predators due to human exploitation: the diet of the South American sea lion (*Otaria flavescens*) since the Late Holocene as a case study. *Paleobiology* 41:387–401.