

# CNS SPECTRUMS®

THE INTERNATIONAL JOURNAL OF NEUROPSYCHIATRIC MEDICINE



## **ORIGINAL RESEARCH**

### **Obsessive-Compulsive Disorder: An Open-Label Pilot Trial of Escitalopram**

A. Galvão-de Almeida, L.C. Quarantini, C.R. Góis, R. Santos-Jesus, Â.M.A. Miranda-Scippa,  
I.R. de Oliveira, H. da Silva Prado, J.F. Leckman, and M.C. Rosário

## **REVIEW ARTICLES**

### **Spatial Neglect, Balint-Homes' and Gerstmann's Syndromes, and Other Spatial Disorders**

G. Vallar

### **Body Image and the Parietal Lobes**

M. Trimble

### **The Precuneus and Consciousness**

A.E. Cavanna

## **CASE REPORT**

### **Suicidal Ideation Versus Suicidal Obsession: A Case Report**

A.J. Wetzler, R. Elias, L. Fostick, and J. Zohar

## **PEARLS IN CLINICAL NEUROSCIENCE**

### **5-HT<sub>2A</sub>: Its Role in Frontally Mediated Executive Function and Related Psychopathology**

D.J. Stein, S. Hemmings, H. Moolman-Smook, and K. Audenaert

**Yvyvane™** (lisdexamfetamine dimesylate)

CII Rx Only

**BRIEF SUMMARY:** Consult the Full Prescribing Information for complete product information.

**AMPHETAMINES HAVE A HIGH POTENTIAL FOR ABUSE. ADMINISTRATION OF AMPHETAMINES FOR PROLONGED PERIODS OF TIME MAY LEAD TO DRUG DEPENDENCE. PARTICULAR ATTENTION SHOULD BE PAID TO THE POSSIBILITY OF SUBJECTS OBTAINING AMPHETAMINES FOR NON-THERAPEUTIC USE OR DISTRIBUTION TO OTHERS AND THE DRUGS SHOULD BE PRESCRIBED OR DISPENSED SPARINGLY.**

**MISUSE OF AMPHETAMINE MAY CAUSE SUDDEN DEATH AND SERIOUS CARDIOVASCULAR ADVERSE EVENTS.**

**INDICATIONS AND USAGE**

Yvyvane is indicated for the treatment of Attention-Deficit/Hyperactivity Disorder (ADHD). The efficacy of Yvyvane in the treatment of ADHD was established on the basis of two controlled trials in children aged 6 to 12, who met DSM-IV criteria for ADHD (TRIS-3).

A diagnosis of Attention-Deficit/Hyperactivity Disorder (ADHD; DSM-IV) implies the presence of hyperactive-impulsive or inattentive symptoms that caused impairment and were present before age 7 years. The symptoms must cause clinically significant impairment in social, academic, or occupational functioning, and be present in two or more settings, e.g., at school (or work) and at home. The symptoms must not be better accounted for by another mental disorder. For the inattentive type, at least six of the following symptoms must have persisted for at least 6 months; lack of attention to details/careless mistakes; lack of sustained attention; poor listener; failure to follow through on tasks; poor organization; avoids tasks requiring sustained mental effort; loses things; easily distracted; forgetful. For the hyperactive-impulsive type, at least six of the following symptoms must have persisted for at least 6 months: fidgeting/squirming; leaving seat; inappropriate running/climbing; difficulty with quiet activities; "on the go"; excessive talking; blurring answers; can't wait turn; intrusive. The Combined Type requires both inattentive and hyperactive-impulsive criteria to be met.

**Special Diagnostic Considerations:** Specific etiology of this syndrome is unknown, and there is no single diagnostic test. Adequate diagnosis requires the use not only of medical but of special psychological, educational, and social resources. Learning may or may not be impaired. The diagnosis must be based upon a complete history and evaluation of the child and not solely on the presence of the required number of DSM-IV characteristics.

**Need for Comprehensive Treatment Program:** Yvyvane is indicated as an integral part of a total treatment program for ADHD that may include other measures (psychological, educational, social) for patients with this syndrome. Drug treatment may not be indicated for all children with this syndrome. Stimulants are not intended for use in the child who exhibits symptoms secondary to environmental factors and/or other primary psychiatric disorders, including psychosis. Appropriate educational placement is essential and psychosocial intervention is often helpful. When remedial measures are insufficient, the decision to prescribe stimulant medication will depend upon the physician's assessment of the chronicity and severity of the child's symptoms.

**Long-Term Use:** The effectiveness of Yvyvane for long-term use, i.e., for more than 4 weeks, has not been systematically evaluated in controlled trials. Therefore, the physician who elects to use Yvyvane for extended periods should periodically re-evaluate the long-term usefulness of the drug for the individual patient.

**CONTRAINDICATIONS**

Advanced atherosclerosis, symptomatic cardiovascular disease, moderate to severe hypertension, hyperthyroidism, known hypersensitivity or idiosyncrasy to the sympathomimetic amines, glaucoma.

**Warnings**

Patients with a history of drug abuse. During or within 14 days following the administration of monoamine oxidase inhibitors (hypertensive crises may result).

**WARNINGS**

**Sudden Death and Pre-existing Structural Cardiac Abnormalities or Other Serious Heart Problems**

Sudden death has been reported in association with CNS stimulant treatment at usual doses in children and adolescents with structural cardiac abnormalities and/or pre-existing structural cardiac problems. Although some serious heart problems also carry an increased risk of sudden death, stimulant products generally should not be used in children or adolescents with known serious structural cardiac abnormalities, cardiomyopathy, serious heart rhythm abnormalities, or other serious cardiac problems that may place them at increased vulnerability to the sympathomimetic effects of a stimulant drug (see CONTRAINDICATIONS).

**Hypertension and other Cardiovascular Conditions**  
Stimulant medications cause a modest increase in average blood pressure (about 2-4 mm Hg) and average heart rate (about 3-6 bpm), and individuals may have symptoms when these parameters are higher than normal. Caution is indicated in treating patients whose underlying medical conditions might be compromised by increases in blood pressure or heart rate, e.g., those with pre-existing hypertension, heart failure, recent myocardial infarction, or ventricular arrhythmia (see CONTRAINDICATIONS).

**Assessing Cardiovascular Status in Patients Being Treated with Stimulant Medications**  
Children, adolescents, or adults who are being considered for treatment with stimulant medications should have a careful history (including assessment for a family history of sudden death or ventricular arrhythmia) and physical exam to assess for the presence of cardiac disease, and should receive further cardiac evaluation if findings suggest such disease (e.g. electrocardiogram and echocardiogram). Patients who develop symptoms such as exertional chest pain, unexplained syncope, or other symptoms suggestive of cardiac disease during stimulant treatment should undergo a prompt cardiac evaluation.

**Psychiatric Adverse Events**  
**Pre-Existing Psychotic Disorders**  
Administration of stimulants may exacerbate symptoms of behavior disturbance and thought disorder in patients with pre-existing psychotic disorder.

**Bipolar Illness**  
Particular care should be taken in using stimulants to treat ADHD patients with comorbid bipolar disorder because of concern for possible induction of mixed/manic episode in such patients. Prior to initiating treatment with a stimulant, patients with comorbid depressive symptoms should be adequately screened to determine if they are at risk for bipolar disorder; such screening should include a detailed psychiatric history (including past, present, and family history of suicide, bipolar disorder, and depression).

**Emergence of New Psychotic or Manic Symptoms**  
Treatment emergent psychotic or manic symptoms, e.g., hallucinations, delusional thinking, or mania in children and adolescents without prior history of psychotic illness or mania can be caused by stimulants at usual doses. If such symptoms occur, consideration should be given to a possible causal role of the stimulant, and discontinuation of treatment may be appropriate. In a pooled analysis of multiple short-term, placebo-controlled studies, such symptoms occurred in about 0.1% (14 patients with events out of 3482 exposed to methylphenidate or amphetamines for several weeks at usual doses) of stimulant-treated patients compared to 0 in placebo-treated patients.

**Aggressive Behavior or Hostility**  
Aggressive behavior or hostility is often observed in children and adolescents with ADHD, and has been reported in clinical trials and the postmarketing experience of some medications indicated for the treatment of ADHD. Although there is no systematic evidence that stimulants cause aggressive behavior or hostility, patients beginning treatment for ADHD should be monitored for the appearance of or worsening of aggressive behavior or hostility.

**Long-Term Suppression of Growth**  
Careful follow-up of weight and height in children ages 7 to 10 years who were randomized to either methylphenidate or non-medication treatment groups over 14 months, as well as in naturalistic subgroups of newly methylphenidate-treated and non-medication treated children over 36 months (ages 10 to 13 years) has shown that methylphenidate-treated children (i.e., treatment for 7 days per week throughout the year) have a temporary slowing in growth rate (on average, a total of about 2 cm less growth in height and 2.7 kg less weight over 3 years), without evidence of growth rebound during this period of development. In a controlled trial of amphetamine (d- or l-enantiomer ratio of 3:1) in children ages 7 to 10 years, patients receiving the initial 4 weeks of therapy was -1.1 lbs, and -2.8 lbs, respectively, for patients receiving 10 mg and 20 mg of amphetamine (d- to l-enantiomer ratio of 3:1). Higher doses were associated with greater weight loss within the initial 4 weeks of treatment. In a controlled trial of lisdexamfetamine in children ages 6 to 12 years, mean weight loss from baseline after 4 weeks of therapy was -0.9, -1.9, and -2.5 lb, respectively, for patients receiving 30 mg, 50 mg, and 70 mg of lisdexamfetamine, compared to a 1 lb weight gain for patients receiving placebo. Higher doses were associated with greater weight loss with 4 weeks of treatment. Careful follow-up for weight in children ages 6 to 12 years who received lisdexamfetamine over 12 months suggests that consistently medicated children (i.e., treatment for 7 days per week throughout the year) have a slowing in growth rate measured by body weight that is demonstrated by an age- and sex-normalized mean change from baseline in percentile of -1.0, or 1 year (average percentile at baseline and 12 months, were 50.8 and 47.2, respectively). Therefore, growth should be monitored during treatment with stimulants, and patients who are not growing or gaining weight as expected may need to have their treatment interrupted.

**Seizures**  
There is some clinical evidence that stimulants may lower the convulsive threshold in patients with prior history of seizure, in patients with prior EEG abnormalities in absence of seizures, and very rarely, in patients without a history of seizure and no prior EEG evidence of seizures. In the presence of seizures, the drug should be discontinued.

**Visual Disturbance**  
Difficulties with accommodation and blurring of vision have been reported with stimulant treatment.

**PRECAUTIONS**  
**General:** The least amount of Yvyvane feasible should be prescribed or dispensed at one time in order to minimize the possibility of overdose. Yvyvane should be used with caution in patients who use other sympathomimetic drugs.

**Tics:** Amphetamines have been reported to exacerbate motor and phobic tics and Tourette's syndrome. Therefore, clinical evaluation for tics and Tourette's syndrome in children and their families should precede use of stimulant medications.

**Information for Patients:** Amphetamines may impair the ability of the patient to engage in potentially hazardous activities such as operating machinery or vehicles; the patient should therefore be cautioned accordingly.

Prescribers or other health professionals should inform patients, their families, and their caregivers about the benefits and risks associated with treatment with lisdexamfetamine and should counsel them in its appropriate use. A Patient Medication Guide is available for Yvyvane. The prescriber or health professional should instruct patients, their families, and their caregivers to read the Medication Guide and should assist them in understanding its contents. Patients should be given the opportunity to discuss the contents of the Medication Guide and to obtain answers to any questions they may have. The complete text of the Medication Guide is reprinted at the end of this document.

**Drug Interactions:**  
**Urinary alkalinizing agents—**These agents (ammonium chloride, sodium acid phosphate, etc.) increase the concentration of the ionized species of the amphetamine molecule, thereby increasing urinary excretion. Both groups of agents lower blood levels and efficacy of amphetamines.

**Adrenergic blockers—**Adrenergic blockers are inhibited by amphetamines.

**Antidepressants, tricyclic—**Amphetamines may enhance the activity of tricyclic antidepressants or sympathomimetic agents; d-amphetamine with desipramine or prochlorperazine possibly other tricyclic class stimulating and sustained increases in the concentration of d-amphetamine in the brain, cardiovascular effects can be potentiated.

**MAO inhibitors—**MAO antidepressants, as well as a metabolite of furazolidone, slow amphetamine metabolism. This slowing potentiates amphetamines, increasing their effect on the release of norepinephrine and other monoamines from adrenergic nerve endings, this can cause headache and other signs of hypertensive crisis. A variety of toxic neurological effects and malignant hyperpyrexia can occur, sometimes with fatal results.

**Antihistamines—**Amphetamines may counteract the sedative effect of antihistamines.

**Antihypertensives—**Amphetamines may antagonize the hypotensive effects of antihypertensives.

**Chlorpromazine—**Chlorpromazine blocks dopamine and norepinephrine receptors, thus inhibiting the central stimulant effects of amphetamine and can be used to treat amphetamine poisoning.

**Ethosuximide—**Amphetamines may delay intestinal absorption of ethosuximide.

**Haloperidol—**Haloperidol blocks dopamine receptors, thus inhibiting the central stimulant effects of amphetamines.

**Lithium carbonate—**The anorectic and stimulatory effects of amphetamines may be inhibited by lithium carbonate.

**Meprobamate—**Amphetamines potentiate the analgesic effect of meprobamate.

**Methamphetamine therapy—**Urinary excretion of amphetamines is increased, and efficacy is reduced by adding agents used in methamphetamine therapy.

**Propoxyphene—**Amphetamines enhance the adrenergic effect of propoxyphene.

**Phenobarbital—**Amphetamines may delay intestinal absorption of phenobarbital; co-administration of phenobarbital may produce a synergistic anticonvulsant action.

**Phenylethylamine—**Amphetamines may delay intestinal absorption of phenylethylamine; co-administration of phenylethylamine may produce a synergistic anticonvulsant action.

**Propoxyphene—**In cases of propoxyphene overdose, amphetamine CNS stimulation is potentiated and fatal convulsions can occur.

**Veratrum Alkaloids—**Amphetamines inhibit the hypotensive effect of veratrum alkaloids.

**Veratrum Toxicity Interactions:** Amphetamines can cause a significant elevation in plasma corticosteroid levels. This increase is probably due to the direct stimulatory effect of amphetamines on the hypothalamic-pituitary-adrenal axis.

**Carcinogenesis/Mutagenesis and Impairment of Fertility:** Carcinogenicity studies of lisdexamfetamine have not been performed. In a study of carcinogenicity was found in studies in which d-, l-amphetamine (enantiomer ratio of 1:1) was administered to mice and rats for 2 years at doses of up to 30 mg/kg/day in male mice, 19 mg/kg/day in female mice, and 5 mg/kg/day in male and female rats. Lisdexamfetamine dimesylate was not clastogenic in the mouse bone marrow micronucleus test in vivo and was negative when tested in the *E. coli* and *S. typhimurium* components of the Ames test and in the LS1787/TK<sup>+</sup> mouse lymphoma assay in vitro.

Amphetamine (d- to l-enantiomer ratio of 3:1) did not adversely affect fertility or early embryonic development in the rat at doses of up to 20 mg/kg/day.

**Pregnancy:** Pregnancy Category C. Reproduction studies of lisdexamfetamine have not been performed. Amphetamine (d- to l-enantiomer ratio of 3:1) had no apparent effects on embryonal morphological development or survival when orally administered to pregnant rats and rabbits throughout the period of organogenesis at doses of up to 40 and 16 mg/kg/day, respectively. Fetal malformations and death have been reported in mice following parental administration of dextroamphetamine doses of 50 mg/kg/day or greater to pregnant animals. Administration of these doses was also associated with severe maternal toxicity. A number of studies in rodents indicate that prenatal or early postnatal exposure to amphetamine (d- or l-) at doses similar to those used clinically can result in long-term neurochemical and behavioral alterations. Reported behavioral effects include learning and memory deficits, altered locomotor activity, and changes in sexual function.

There are no adequate and well-controlled studies in pregnant women. There has been one report of severe congenital bone deformity, tracheo-esophageal fistula, and anal atresia (valvar atresia) in a baby born to a woman who took dextroamphetamine sulfate with oral contraceptives during her first trimester of pregnancy. Amphetamines should be used during pregnancy only if the potential benefit justifies the potential risk to the fetus.

**Nonteratogenic Effects:** Infants born to mothers dependent on amphetamine have an increased risk of premature delivery and low birth weight. These infants may experience symptoms of withdrawal as demonstrated by dysphoria, including agitation, and significant lassitude.

**Use in Nursing Mothers:** Amphetamines are excreted in human milk. Mothers taking amphetamines should be advised to refrain from nursing.

**Pediatric Use:** Yvyvane is indicated for use in children aged 6 to 12 years.

A study was conducted in which juvenile rats received oral doses of 0, 10, or 43 mg/kg/day of lisdexamfetamine from day 1 to day 63 of age. These doses are approximately 0.3, 0.7, and 3 times the maximum recommended human daily dose of 70 mg on a mg/m<sup>2</sup> basis. Dose-related decreases in food consumption, bodyweight gain, and crown-rump length were seen; after a four week drug-free recovery period bodyweights and crown-rump lengths had significantly recovered in females but were still substantially reduced in males. Time to vaginal opening was delayed in females at the highest dose, but there were no drug effects on fertility when the animals were mated beginning on day 65 of age.

In a study in which juvenile dogs received lisdexamfetamine for 6 months beginning at 10 weeks of age, decreased bodyweight gain was seen at 2 and 4 doses tested (2, 5, and 15 mg/kg/day) and approximately 0.5, 1, and 3 times the maximum recommended human daily dose on a mg/m<sup>2</sup> basis. This effect partially or fully reversed during a four week drug-free recovery period.

**Use in Children under Six Years of Age:** Lisdexamfetamine dimesylate has not been studied in 3-5 year olds. Long-term effects of amphetamines in children have not been well established. Amphetamines are not recommended for use in children under 3 years of age. Geriatric Use: Yvyvane has not been studied in the geriatric population.

**ADVERSE EVENTS**  
The premarketing development program for Yvyvane included exposures in a total of 404 participants in clinical trials (348 pediatric patients and 56 healthy adult subjects). Of these, 348 pediatric patients (ages 6 to 12) were evaluated in two controlled clinical studies (one parallel-group and one crossover), one open-label extension study, and one single-dose clinical pharmacology study. The information included in this section is based on data from the 4-week parallel-group controlled studies in pediatric patients with ADHD. Adverse reactions were assessed by collecting adverse events, results of physical examinations, vital signs, weights, laboratory analyses, and ECGs.

Adverse events during exposure were obtained primarily by general inquiry and recorded by clinical investigators using terminology of the investigator's choice. It is not possible to provide a meaningful estimate of the proportion of individuals experiencing adverse events without first grouping similar types of events into a smaller number of standardized event categories. In the tables and listings that follow, MedRA terminology has been used to classify reported adverse events.

The stated frequencies of adverse events represent the proportion of individuals who experienced, at least once, a treatment-emergent adverse event of the type listed.

**Adverse events associated with discontinuation of treatment:** Ten percent (21/218) of Yvyvane-treated patients discontinued due to adverse events compared to 1% (1/72) who received placebo. The most frequent adverse events leading to discontinuation and considered to be drug-related (i.e., leading to discontinuation in at least 1% of Yvyvane-treated patients and at a rate at least twice that of placebo) were ECG voltage criteria for ventricular hypertrophy, i.e., vomiting, psychomotor hyperactivity, insomnia, and rash (2/2:18 each, 1%).

**Adverse events occurring in a controlled trial:** Adverse events reported in a 4-week clinical trial in pediatric patients treated with Yvyvane or placebo are presented in the table below.

It should be noted that these figures cannot be used to predict the incidence of adverse events in the course of usual medical practice where patient characteristics and other factors differ from those which prevailed in the clinical trials. Similarly, the cited frequencies cannot be compared with figures obtained from other clinical investigations involving different treatments, uses, and investigators. The cited figures, however, do provide the prescribing physician with some basis for estimating the relative contribution of the drug to the adverse events observed in the population being treated.

The following adverse events that occurred in at least 5% of the Yvyvane patients and at a rate twice that of the placebo group (Table 1). Upper abdominal pain, decreased appetite, dizziness, dry mouth, irritability, insomnia, nausea, vomiting, and decreased weight.

The following additional adverse reactions have been associated with the use of amphetamine, amphetamine (d- to l-enantiomer ratio of 3:1), or Yvyvane:

Cardiovascular: Palpitations, tachycardia, elevation of blood pressure, sudden death, myocardial infarction. There have been isolated reports of central myopathy associated with chronic amphetamine use.

Central Nervous System: Psychotic episodes at recommended doses, overstimulation, restlessness, dizziness, euphoria, dyskinesia, dysphoria, depression, tremor, headache, exacerbation of motor and phobic tics and Tourette's syndrome, seizures, stroke.

Gastrointestinal: Dryness of the mouth, unpleasant taste, diarrhea, constipation.

Allergic: Urticaria, hypersensitivity reactions including angioedema and anaphylaxis. Serious skin rashes including Stevens-Johnson Syndrome and toxic epidermal necrolysis have been reported.

Endocrine: Impotence, changes in libido.

**DRUG ABUSE AND DEPENDENCE**  
**Controlled Substance Class**  
Yvyvane is classified as a Schedule II controlled substance.

Amphetamines have been extensively abused. Tolerance, extreme psychological dependence, and severe social disability have occurred. There are reports of patients who have increased the dosage of amphetamine in blood pressure and heart rate. Manifestations of chronic intoxication with amphetamines may include severe dermatoses, marked insomnia, irritability, hyperactivity, and personality changes. The most severe manifestation of chronic intoxication is psychotic, often clinically indistinguishable from schizophrenia.

In a human abuse liability study, when equivalent oral doses of 100 mg lisdexamfetamine dimesylate and 40 mg immediate release d-amphetamine sulfate were administered to individuals with a history of drug abuse, lisdexamfetamine 100 mg produced subjective responses on a scale of "Drug Liking Effects," "Amphetamine Effects," and "Stimulant Effects" that were significantly less than d-amphetamine immediate release 40 mg. However, oral administration of 100 mg lisdexamfetamine produced increases in positive subjective responses on these scales that were statistically indistinguishable from the positive subjective responses produced by 40 mg of oral immediate-release d-amphetamine and 200 mg of dextroamphetamine (D-1).

In a study of abuse liability in individuals with a history of drug abuse produced positive subjective responses on scales measuring "Drug Liking," "Euphoria," "Amphetamine Effects," and "Benzedrine Effects" that were greater than placebo but less than those produced by the equivalent dose (20 mg) of intravenous d-amphetamine.

**Animal Studies**  
In animal studies, lisdexamfetamine produced behavioral effects qualitatively similar to those of the CNS stimulant d-amphetamine. In monkeys trained to self-administer cocaine, intravenous lisdexamfetamine maintained self-administration at a rate that was statistically less than that for cocaine, but greater than that of placebo.

**OVERDOSE**  
Individual responses to amphetamines varies widely. Toxic symptoms may occur idiosyncratically at low doses.

**Manifestations of acute overdose** with amphetamines include restlessness, tremor, hyperreflexia, rapid respiration, confusion, assaultiveness, hallucinations, panic states, hyperpyrexia and rhabdomyolysis. Fatigue and depression usually follow the central nervous system stimulation. Cardiovascular effects include arrhythmias, hypertension or hypotension and circulatory collapse. Gastrointestinal symptoms include nausea, vomiting, diarrhea, and abdominal cramps. Fatal poisoning is usually preceded by convulsions and coma.

**Treatment:** Consult with a Certified Poison Control Center for up to date guidance and advice. Management of acute amphetamine intoxication is largely symptomatic and includes gastric lavage, administration of activated charcoal, administration of a cardiac and sedation. Experience with benzodiazepines or barbiturates suggests that these are inadequate for the purpose of sedation in this regard. Acidification of the urine increases amphetamine excretion, but is believed to increase risk of acute renal failure if myoglobinuria is present. If acute severe hypertension complicates amphetamine overdose, administration of intravenous phenolamine has been suggested. However, a reduction in blood pressure will usually result in an abrupt sedation has been achieved. Chlorpromazine antagonizes the central stimulant effects of amphetamines and can be used to treat amphetamine intoxication.

The prolonged release of Yvyvane in the body should be considered when treating patients with overdose.

Manufactured by: New River Pharmaceuticals Inc., Blacksburg, VA 24060. Made in USA.  
Distributed by: Shire US Inc., Wayne, PA 19087  
New information call 1-800-233-9088, or visit www.Yvyvane.com  
Yvyvane is a trademark of Shire LLC.  
Copyright © 2007 New River Pharmaceuticals Inc.






NEW

INTRODUCING




**Vyvanse**<sup>TM</sup> **Ⓜ**  
(lisdexamfetamine  
dimesylate) capsules

**The First Prodrug Stimulant**



**Significant efficacy  
throughout the day,  
even at 6 PM<sup>1</sup>**



#### IMPORTANT SAFETY INFORMATION

Vyvanse should not be taken by patients who have advanced arteriosclerosis; symptomatic cardiovascular disease; moderate to severe hypertension; hyperthyroidism; known hypersensitivity or idiosyncrasy to sympathomimetic amines; agitated states; glaucoma; a history of drug abuse; or during or within 14 days after treatment with monoamine oxidase inhibitors (MAOIs).

Sudden death has been reported in association with CNS stimulant treatment at usual doses in children and adolescents with structural cardiac abnormalities or other serious heart problems. Sudden deaths, stroke, and myocardial infarction have been reported in adults taking stimulant drugs at usual doses in ADHD. Physicians should take a careful patient history, including family history, and physical exam, to assess the presence of cardiac disease. Patients who report symptoms of cardiac disease such as exertional chest pain and unexplained syncope should be promptly evaluated. Use with caution in patients whose underlying medical condition might be affected by increases in blood pressure or heart rate.

New psychosis, mania, aggression, growth suppression, and visual disturbances have been associated with the use of stimulants. Use with caution in patients with a history of psychosis, seizures or EEG abnormalities, bipolar disorder, or depression. Growth monitoring is advised during prolonged treatment.

**Amphetamines have a high potential for abuse. Administration of amphetamines for prolonged periods of time may lead to drug dependence. Particular attention should be paid to the possibility of subjects obtaining amphetamines for non-therapeutic uses or distribution to others and the drugs should be prescribed or dispensed sparingly. Misuse of amphetamine may cause sudden death and serious cardiovascular adverse events.**

The most common adverse events reported in clinical studies of Vyvanse were loss of appetite, insomnia, abdominal pain, and irritability.

*Please see Brief Summary of Prescribing Information, including Boxed Warning, on adjacent page.*

**Reference: 1.** Biederman J, Krishnan S, Zhang Y, et al. Efficacy and tolerability of lisdexamfetamine dimesylate (NRP-104) in children with attention-deficit/hyperactivity disorder: a phase III, multicenter, randomized, double-blind, forced-dose, parallel-group study. *Clin Ther* 2007;29:450-463.

This information is brought to you by

**Shire US Inc.**

...your ADHD Support Company<sup>TM</sup> 1-800-828-2088 www.vyvanse.com ©2007 Shire US Inc., Wayne, Pennsylvania 19087 LDX402 07/07



## EDITORS

### EDITOR

Eric Hollander, MD  
Mount Sinai School of Medicine  
New York, NY

### INTERNATIONAL EDITOR

Joseph Zohar, MD  
Chaim Sheba Medical Center  
Tel-Hashomer, Israel

### ASSOCIATE INTERNATIONAL EDITORS

#### EUROPE

Donatella Marazziti, MD  
University of Pisa  
Pisa, Italy

#### MID-ATLANTIC

Dan J. Stein, MD, PhD  
University of Cape Town  
Cape Town, South Africa

#### ASIA

Shigeto Yamawaki, MD, PhD  
Hiroshima University School  
of Medicine  
Hiroshima, Japan

### EDITOR EMERITUS

Jack M. Gorman, MD  
Mount Sinai School of Medicine  
New York, NY

### CONTRIBUTING WRITERS

Andrea E. Cavanna, MD  
Maria C. Rosário, MD, PhD  
Michael Trimble, MD, FRCP, FRPsych  
Giuseppe Vallar, MD  
Albeta Juven Wetzler, MD

### CONTRIBUTING EDITOR

Michael Trimble, MD, FRCP, FRPsych

### COLUMNISTS

Stephen M. Stahl, MD, PhD  
Dan J. Stein, MD, PhD

### MEDICAL REVIEWER

David L. Ginsberg, MD

### CME COURSE DIRECTOR

Eric Hollander, MD

### SUPPLEMENT EDITOR

Joseph Zohar, MD

## EDITORIAL ADVISORY BOARD

### NEUROLOGISTS

Mitchell F. Brin, MD  
University of California, Irvine  
Irvine, CA

Jeffrey L. Cummings, MD  
University of California, Los Angeles  
Los Angeles, CA

Jerome Engel, Jr., MD, PhD  
University of California, Los Angeles  
Los Angeles, CA

Mark S. George, MD  
Medical University of South Carolina  
Charleston, SC

Richard B. Lipton, MD  
Albert Einstein College of Medicine  
Bronx, NY

C. Warren Olanow, MD, FRCP  
Mount Sinai School of Medicine  
New York, NY

Steven George Pavlakis, MD  
Maimonides Medical Center  
Brooklyn, NY

Stephen D. Silberstein, MD, FACP  
Thomas Jefferson University  
Philadelphia, PA

Michael Trimble, MD, FRCP, FRPsych  
National Hospital for Neurology  
and Neurosurgery  
London, United Kingdom

### PSYCHIATRISTS

Dennis S. Charney, MD  
Mount Sinai School of Medicine  
New York, NY

Dwight L. Evans, MD  
University of Pennsylvania  
Philadelphia, PA

Siegfried Kasper, MD  
University of Vienna  
Vienna, Austria

Martin B. Keller, MD  
Brown Medical School  
Providence, RI

Lorin M. Koran, MD  
Stanford University School of Medicine  
Stanford, CA

Yves Lecrubier, MD  
Hôpital de la Salpêtrière  
Paris, France

Herbert Y. Meltzer, MD  
Vanderbilt University Medical Center  
Nashville, TN

Stuart A. Montgomery, MD  
St. Mary's Hospital Medical School  
London, United Kingdom

Charles B. Nemeroff, MD, PhD  
Emory University School of Medicine  
Atlanta, GA

Humberto Nicolini, MD, PhD  
National Mexican Institute of Psychiatry  
Mexico City, Mexico

Stefano Pallanti, MD, PhD  
University of Florence  
Florence, Italy

Katharine Phillips, MD  
Brown Medical School  
Providence, RI

Harold A. Pincus, MD  
Columbia University  
New York, NY

Scott L. Rauch, MD  
Massachusetts General Hospital  
Charlestown, MA

Alan F. Schatzberg, MD  
Stanford University School of Medicine  
Stanford, CA

Thomas E. Schlaepfer, MD  
University of Bonn  
Bonn, Germany

Stephen M. Stahl, MD, PhD  
University of California, San Diego  
La Jolla, CA

Norman Sussman, MD  
New York University Medical School  
New York, NY

Karen Dineen Wagner, MD, PhD  
The University of Texas Medical Branch  
Galveston, Texas

Herman G.M. Westenberg, MD  
University Hospital Utrecht  
Utrecht, The Netherlands

Stuart C. Yudofsky, MD  
Baylor College of Medicine  
Houston, TX

## PUBLICATION STAFF

### CEO & PUBLISHER

Darren L. Brodeur

### VP, MANAGING EDITOR

Christopher Naccari

### VP, SENIOR EDITOR

Deborah Hughes

### VP, HUMAN RESOURCES

Kimberly A. Brodeur

### SENIOR GLOBAL ACCOUNT DIRECTOR

Richard Ehrlich

### ACCOUNT MANAGER

Lisa Pisicchio

### SENIOR EDITORS

Peter Cook—*Psychiatry Weekly*  
José Ralat—*CNS Spectrums*

### SENIOR ACQUISITIONS EDITOR

Lisa Arrington

### ACQUISITIONS EDITOR

Virginia Jackson

### ASSOCIATE EDITOR— ENDURING MATERIALS

Shelley Wong

### ASSOCIATE EDITORS

Dena Croog—*Primary Psychiatry*  
Lonnie Stoltzfoos—*Psychiatry Weekly*

### ASSISTANT EDITORS

Carlos Perkins, Jr.  
Rebecca Zerzan

### SALES & MARKETING ASSOCIATE

Kimberly Schneider

### OFFICE MANAGER

Ronald Means

### INTERNS

Jed Lipinski  
Stephanie Spano

### ART DIRECTOR

Derek Oscarson

### GRAPHIC DESIGNER

Michael J. Vodilko

### CHIEF FINANCIAL OFFICER

John Spano

### STAFF ACCOUNTANT

Diana Tan

### CME ASSISTANT

Sonny Santana

### INFORMATION TECHNOLOGY

Clint Bagwell Consulting  
Leah Kozak

### CORPORATION COUNSEL

Lawrence Ross, Esq.  
Bressler, Amery, and Ross



Publishers of

PRIMARY PSYCHIATRY  
The Leading Voice of Clinical Psychiatric Medicine

CNS SPECTRUMS  
The International Journal of Neuropsychiatric Medicine

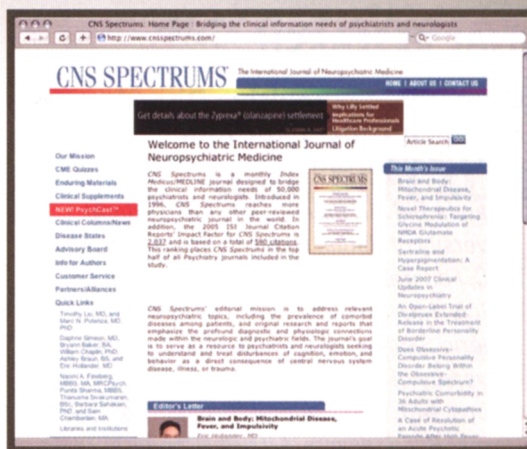
Psychiatry Weekly  
The Leading News Service from Primary Psychiatry® and Physician's Weekly\*



# REDEFINING 24/7 ACCESS TO CLINICAL CONTENT

Revisit CNS Spectrums' Enhanced Web Portal...

[www.cnsspectrums.com](http://www.cnsspectrums.com)



\*Click on the **red PsychCast™** button at [www.cnsspectrums.com](http://www.cnsspectrums.com)

CNS Spectrums' Web portal is now better than ever — a one-stop source providing the following integrated services based on input from you... *our readers*:

- **Most-Read Articles** automatically tabulated
- **Quick Links** to Clinical Review Articles, Columns, News, & Educational Reviews
- **Keyword or Disease State-Based Article Search**
- **eSubmissions & eReprints**
- **Integrated Customer-Service Tools**
- **eLearning** via Enduring Materials & Monthly CME Section
- And a host of additional services and features... including simple hyperlink access to MBL's other CNS sources: [www.primarypsychiatry.com](http://www.primarypsychiatry.com) and [www.psychiatryweekly.com](http://www.psychiatryweekly.com)

To learn more, please visit [www.cnsspectrums.com](http://www.cnsspectrums.com) or [www.mblcommunications.com](http://www.mblcommunications.com)

**PRIMARY PSYCHIATRY**  
The Leading Voice of Clinical Psychiatric Medicine

**CNS SPECTRUMS**  
The International Journal of Neuropsychiatric Medicine

**Psychiatry Weekly**  
The Leading News Service From Primary Psychiatry® and Physician's Weekly®

*A Global Commitment to Advancing CNS Science, Clinical Practice, and Evidence-Based Medicine*

**EDITOR'S LETTER****504 The Neuropsychiatry of the Parietal Lobe: Clinical Manifestations of Integrated Neural Networks in Everyday Practice**

*Eric Hollander, MD, the Mount Sinai School of Medicine*

**ORIGINAL RESEARCH****519 Obsessive-Compulsive Disorder: An Open-Label Pilot Trial of Escitalopram**

*Amanda Galvão-de Almeida, MD, Federal University of Bahia; Lucas C. Quarantini, MD, MsC, Federal University of Bahia; Cristianne R. Góis, MD, Federal University of Bahia; Rogério Santos-Jesus, MD, MsC, Federal University of Bahia; Ângela M.A. Miranda-Scippa, MD, PhD, Federal University of Bahia; Irismar R. de Oliveira, MD, PhD, Federal University of Bahia; Helena da Silva Prado, BS, University of São Paulo Medical School; James F. Leckman, MD, Yale University School of Medicine; and Maria C. Rosário, MD, PhD, Federal University of São Paulo*

**INTRODUCTION****525 The Parietal Lobes: A Neuropsychiatric Perspective**

*Michael Trimble, MD, FRCP, FRPsych, Institute of Neurology, Queen Square*

**REVIEW ARTICLES****527 Spatial Neglect, Balint-Homes' and Gerstmann's Syndromes, and Other Spatial Disorders**

*Giuseppe Vallar, MD, University of Milano-Bicocca*

**540 Body Image and the Parietal Lobes**

*Michael Trimble, MD, FRCP, FRPsych, Institute of Neurology, Queen Square*

**545 The Precuneus and Consciousness**

*Andrea E. Cavanna, MD; Institute of Neurology, Queen Square*

**CASE REPORT****553 Suicidal Ideation Versus Suicidal Obsession: A Case Report**

*Alzbeta Juven Wetzler, MD, Chaim Sheba Medical Center; Rachela Elias, MD, Chaim Sheba Medical Center; Leah Fostick, PhD, Chaim Sheba Medical Center; and Joseph Zohar, MD, Chaim Sheba Medical Center*

*CNS Spectrums* (ISSN 1092-8529) is published monthly by MBL Communications, Inc. 333 Hudson Street, 7th Floor, New York, NY 10013.

One-year subscription rates: domestic \$120; foreign \$195; in-training \$85. For subscriptions: Tel: 212-328-0800; Fax: 212-328-0600; Web: [www.cns-spectrums.com](http://www.cns-spectrums.com). Single issues: \$15 – e-mail [ks@mblcommunications.com](mailto:ks@mblcommunications.com)

Subscribers: send address changes to *CNS Spectrums* c/o MMS, Inc., 185 Hansen Court, Suite 110, Wood Dale, IL 60191-1150.

Opinions and views expressed by authors are their own and do not necessarily reflect the views of the publisher, MBL Communications, Inc., *CNS Spectrums*, LLC, or the editorial advisory board.

Advertisements in *CNS Spectrums* are accepted on the basis of adherence to ethical medical standards, but acceptance does not imply endorsement by *CNS Spectrums* or the publisher.

*CNS Spectrums* is a registered trademark of *CNS Spectrums*, LLC, New York, NY. Permission to reproduce articles in whole or part must be obtained in writing from the publisher.



Copyright © 2007 by MBL Communications, Inc. All rights reserved. Printed in the United States.





# Still depressed?

- ✓ Anxiety, insomnia, low energy
- ✓ Currently on an SSRI\*
- ✓ Still suffering

It may be time to  
make a change

## Break *the* Cycle with EFFEXOR XR

\* Patients currently on an SSRI should be evaluated following an adequate trial.

### IMPORTANT TREATMENT CONSIDERATIONS

#### Suicidality and Antidepressant Drugs

Antidepressants increased the risk compared to placebo of suicidal thinking and behavior (suicidality) in children, adolescents, and young adults in short-term studies of Major Depressive Disorder (MDD) and other psychiatric disorders. Patients of all ages who are started on antidepressant therapy should be monitored appropriately and observed closely for clinical worsening, suicidality, or unusual changes in behavior. Families and caregivers should be advised of the need for close observation and communication with the prescriber. EFFEXOR XR is not approved for use in pediatric patients.

- EFFEXOR XR is contraindicated in patients taking monoamine oxidase inhibitors (MAOIs).
- Adult and pediatric patients taking antidepressants can experience worsening of their depression and/or the emergence of suicidality. All patients should be monitored appropriately and observed closely for clinical worsening and suicidality, especially at the beginning of drug therapy, or at the time of increases or decreases in dose. Anxiety, agitation, panic attacks, insomnia, irritability, hostility, aggressiveness, impulsivity, akathisia, hypomania, and mania have been reported and may represent precursors to emerging suicidality. Stopping or modifying therapy should be considered especially when symptoms are severe, abrupt in onset, or not part of presenting symptoms.

- The development of potentially life-threatening serotonin syndrome may occur when EFFEXOR XR is coadministered with other drugs that may affect the serotonergic neurotransmitter systems. Concomitant use of EFFEXOR XR with MAOIs is contraindicated. If concomitant use of EFFEXOR XR with an SSRI, SNRI, or a triptan is clinically warranted, careful observation of the patient is advised. Concomitant use of EFFEXOR XR with tryptophan supplements is not recommended.
- Treatment with venlafaxine is associated with sustained increases in blood pressure (BP) in some patients. Postmarketing cases of elevated BP requiring immediate treatment have been reported. Pre-existing hypertension should be controlled. Regular BP monitoring is recommended.
- Mydriasis has been reported in association with venlafaxine; therefore, patients with raised intraocular pressure or those at risk of acute narrow-angle glaucoma (angle-closure glaucoma) should be monitored.
- Abrupt discontinuation or dose reduction has been associated with discontinuation symptoms. Patients should be counseled on possible discontinuation symptoms and monitored while discontinuing the drug; the dose should be tapered gradually.

ONCE-DAILY  
VENLAFAXINE HCl  
**EFFEXOR XR**® EXTENDED  
RELEASE  
CAPSULES

*The change they deserve.*

Please see brief summary of Prescribing Information on adjacent pages.



**BRIEF SUMMARY.** See package insert for full prescribing information.

**Suicidality and Antidepressant Drugs**

**Antidepressants increased the risk compared to placebo of suicidal thinking and behavior (suicidality) in children, adolescents, and young adults in short-term studies of Major Depressive Disorder (MDD) and other psychiatric disorders. Anyone considering the use of EFFEXOR XR or any other antidepressant in a child, adolescent, or young adult must balance this risk with the clinical need. Short-term studies did not show an increase in the risk of suicidality with antidepressants compared to placebo in adults beyond age 24; there was a reduction in risk with antidepressants compared to placebo in adults aged 65 and older. Depression and certain other psychiatric disorders are themselves associated with increases in the risk of suicide. Patients of all ages who are started on antidepressant therapy should be monitored appropriately and observed closely for clinical worsening, suicidality, or unusual changes in behavior. Families and caregivers should be advised of the need for close observation and communication with the prescriber. EFFEXOR XR is not approved for use in pediatric patients. (See WARNINGS: Clinical Worsening and Suicide Risk, PRECAUTIONS: Information for Patients, and PRECAUTIONS: Pediatric Use.)**

**CONTRAINDICATIONS:** Hypersensitivity to venlafaxine hydrochloride or to any excipients in the formulation. Concomitant use in patients taking monoamine oxidase inhibitors (MAOIs). **WARNINGS: Clinical Worsening and Suicide Risk**—Patients with major depressive disorder (MDD), both adult and pediatric, may experience worsening of their depression and/or the emergence of suicidal ideation and behavior (suicidality) or unusual changes in behavior, whether or not they are taking antidepressant medications, and this risk may persist until significant remission occurs. Suicide is a known risk of depression and certain other psychiatric disorders, and these disorders themselves are the strongest predictors of suicide. Antidepressants may have a role in inducing worsening of depression and the emergence of suicidality in certain patients during the early phases of treatment. Pooled analyses of short-term placebo-controlled trials of antidepressant drugs (SSRIs and others) showed that these drugs increase the risk of suicidal thinking and behavior (suicidality) in children, adolescents, and young adults (aged 8–24) with MDD and other psychiatric disorders. Short-term studies did not show an increase in the risk of suicidality with antidepressants compared to placebo in adults beyond age 24; there was a reduction with antidepressants compared to placebo in adults aged 65 and older. The pooled analyses of placebo-controlled trials in children and adolescents with MDD, obsessive-compulsive disorder (OCD), or other psychiatric disorders included a total of 24 short-term trials of 9 antidepressant drugs in over 4,400 patients. The pooled analyses of placebo-controlled trials in adults with MDD or other psychiatric disorders included a total of 295 short-term trials (median duration of 2 months) of 11 antidepressant drugs in over 77,000 patients. There was considerable variation in risk of suicidality among drugs, but a tendency toward an increase in the younger patients for almost all drugs studied. There were differences in absolute risk of suicidality across the different indications, with the highest incidence in MDD. The risk differences (drug vs. placebo), however, were relatively stable within age strata and across indications. These risk differences (drug-placebo difference in the number of cases of suicidality per 1,000 patients treated) are provided in Table 1 of the full prescribing information. No suicides occurred in any of the pediatric trials. There were suicides in the adult trials, but the number was not sufficient to reach any conclusion about drug effect on suicide. It is unknown whether the suicidality risk extends to longer-term use. However, there is substantial evidence from placebo-controlled maintenance trials in adults with depression that the use of antidepressants can delay the recurrence of depression. All patients being treated with antidepressants for any indication should be monitored appropriately and observed closely for clinical worsening, suicidality, and unusual changes in behavior, especially during the initial few months of a course of drug therapy, or at times of dose changes, either increases or decreases. Anxiety, agitation, panic attacks, insomnia, irritability, hostility, aggressiveness, impulsivity, akathisia (psychomotor restlessness), hypomania, and mania have been reported in adult and pediatric patients being treated with antidepressants for MDD and other indications, both psychiatric and nonpsychiatric. Although a causal link between the emergence of such symptoms and either the worsening of depression and/or the emergence of suicidal impulses has not been established, there is concern that such symptoms may represent precursors to emerging suicidality. Consideration should be given to changing the therapeutic regimen, including possibly discontinuing the medication, in patients whose depression is persistently worse, or who are experiencing emergent suicidality or symptoms that might be precursors to worsening depression or suicidality, especially if these symptoms are severe, abrupt in onset, or were not part of the patient's presenting symptoms. If the decision has been made to discontinue treatment, medication should be tapered, as rapidly as is feasible, but with recognition that abrupt discontinuation can be associated with certain symptoms (see PRECAUTIONS and DOSAGE AND ADMINISTRATION). Families and caregivers of patients being treated with antidepressants for MDD or other indications, both psychiatric and nonpsychiatric, should be alerted about the need to monitor patients for the emergence of agitation, irritability, unusual changes in behavior, and the other symptoms described above, as well as the emergence of suicidality, and to report such symptoms immediately to health care providers. Such monitoring should include daily observation by families and caregivers. Prescriptions for Effexor XR should be written for the smallest quantity of capsules consistent with good patient management, in order to reduce the risk of overdose. **Screening Patients for Bipolar Disorder:** A major depressive episode may be the initial presentation of bipolar disorder. It is generally believed that treating such an episode with an antidepressant alone may increase the likelihood of precipitation of a mixed/manic episode in patients at risk for bipolar disorder. Whether any of the symptoms described above represents such a conversion is unknown. Prior to initiating antidepressant treatment, patients with depressive symptoms should be screened to determine if they are at risk for bipolar disorder; such screening should include a detailed psychiatric history, including a family history of suicide, bipolar disorder, and depression. Effexor XR is not approved for use in treating bipolar depression. **Potential for Interaction with MAOIs—Adverse reactions, some serious, have been reported in patients who recently discontinued an MAOI and started on venlafaxine, or who recently discontinued venlafaxine prior to initiation of an MAOI. These reactions included tremor, myoclonus, diaphoresis, nausea, vomiting, flushing, dizziness, hyperthermia with features resembling neuroleptic malignant syndrome, seizures, and death. Effexor XR should not be used in combination with an MAOI, or within at least 14 days of discontinuing treatment with an MAOI. At least 7 days should be allowed after stopping venlafaxine before starting an MAOI. Serotonin Syndrome**—The development of potentially life-threatening serotonin syndrome may occur with Effexor XR treatment, particularly with (i) concomitant use of serotonergic drugs and (ii) with drugs that impair metabolism of serotonin (see CONTRAINDICATIONS—MAOIs). If concomitant treatment of Effexor XR with an SSRI, SNRI, or a 5-hydroxytryptamine receptor agonist (triptan) is clinically warranted, careful observation of the patient is advised, particularly during treatment initiation and dose increases. The concomitant use of Effexor XR with serotonergic precursors (such as triptan supplements) is not recommended. **Sustained Hypertension**—Venlafaxine is associated with sustained increases in blood pressure (BP) in some patients. Postmarketing cases of elevated BP requiring immediate treatment have been reported. Pre-existing hypertension should be controlled. Regular monitoring of BP is recommended. For patients experiencing sustained increase in BP, consider either dose reduction or discontinuation. **Mydriasis**—Mydriasis has been reported; monitor patients with raised intraocular pressure or at risk of acute narrow-angle glaucoma (angle-closure glaucoma). **PRECAUTIONS: General—Discontinuation of Treatment with Effexor XR.** Abrupt discontinuation or dose reduction of venlafaxine at various doses is associated with new symptoms, the frequency of which increased with increased dose level and longer duration of treatment. Symptoms include agitation, anxiety, confusion, coordination impaired, diarrhea, dizziness, dry mouth, dysrhythmia, emotional lability, fasciculation, fatigue, headache, hypomania, insomnia, irritability, lethargy, nausea, nervousness, nightmares, seizures, sensory disturbances (e.g., paresthesias such as electric shock sensations), somnolence, sweating, tinnitus, tremor, vertigo, and vomiting. Monitor patients when discontinuing treatment. A gradual reduction in the dose rather than abrupt cessation is recommended. If intolerable symptoms occur following a decrease in the dose or upon discontinuation of treatment, consider resuming the previously prescribed dose. Subsequently, continue decreasing the dose at a more gradual rate. **Insomnia and Nervousness:** Treatment-emergent insomnia and nervousness have been reported. In Phase 3 trials, insomnia led to drug discontinuation in 1% of both depressed patients and Panic Disorder (PD) patients and in 3% of both Generalized Anxiety Disorder (GAD) and Social Anxiety Disorder (SAD) patients. Nervousness led to drug discontinuation in 0.9% of depressed patients, in 2% of GAD patients, and in 0% of SAD and PD patients. **Changes in Weight: Adult Patients:** In short-term MDD trials, 7% of Effexor XR patients had  $\geq 5\%$  loss of body weight and 0.1% discontinued for weight loss. In 6-month GAD studies, 3% of Effexor XR patients had  $\geq 7\%$  loss of body weight, and 0.3% discontinued for weight loss in 8-week studies. In 12-week SAD trials, 3% of Effexor XR patients had  $\geq 7\%$  loss of body weight and no patients discontinued for weight loss. In 12-week PD trials, 3% of Effexor XR patients had  $\geq 7\%$  loss of body weight, and no patients discontinued for weight loss. The safety and efficacy of venlafaxine in combination with weight loss agents, including phentermine, have not been established. Coadministration of Effexor XR and weight loss agents is not recommended. Effexor XR is not indicated for weight loss alone or in combination with other products. **Pediatric Patients:** Weight loss was seen in patients aged 6–17 receiving Effexor XR. More Effexor XR patients than placebo patients experienced weight loss of at least 3.5% in both MDD and GAD studies (18% of Effexor XR patients vs. 3.6% of placebo patients;  $P < 0.001$ ) and the SAD study (47% of Effexor XR patients vs. 14% of placebo patients;  $P < 0.001$ ). Weight loss was not limited to patients with treatment-emergent anorexia (decreased appetite). Children and adolescents in a 6-month MDD study had increases in weight less than expected based on data from age- and sex-matched peers. The difference between observed and expected weight gain was larger for children <12 years old than for adolescents  $\geq 12$  years old. **Changes in Height: Pediatric Patients:** In 8-week GAD studies, Effexor XR patients aged

6–17 grew an average of 0.3 cm ( $n=122$ ), while placebo patients grew an average of 1.0 cm ( $n=132$ );  $P=0.041$ . This difference in height increase was most notable in patients  $< 12$  years old. In 8-week MDD studies, Effexor XR patients grew an average of 0.8 cm ( $n=146$ ), while placebo patients grew an average of 0.7 cm ( $n=147$ ). During the 16-week, placebo-controlled SAD study, both the Effexor XR ( $n=109$ ) and the placebo ( $n=112$ ) patients grew an average of 1.0 cm. In the 6-month MDD study, children and adolescents had height increases less than expected based on data from age- and sex-matched peers. The difference between observed and expected growth rates was larger for children <12 years old than for adolescents  $\geq 12$  years old. **Changes in Appetite: Adult Patients:** Treatment-emergent anorexia was more commonly reported for Effexor XR (8%) than placebo (4%) patients in MDD studies. The discontinuation rate for anorexia was 1.0% in MDD studies. Treatment-emergent anorexia was more commonly reported for Effexor XR (8%) than placebo (2%) patients in GAD studies. The discontinuation rate for anorexia was 0.9% for up to 8 weeks in GAD studies. Treatment-emergent anorexia was more commonly reported for Effexor XR (20%) than placebo (2%) patients in SAD studies. The discontinuation rate for anorexia was 0.4% for up to 12 weeks in SAD studies. Treatment-emergent anorexia was more commonly reported for Effexor XR (8%) than placebo (3%) patients in PD studies. The discontinuation rate for anorexia was 0.4% for Effexor XR patients in 12-week PD studies. **Pediatric Patients:** Decreased appetite was seen in pediatric patients receiving Effexor XR. In GAD and MDD trials, 10% of Effexor XR patients aged 6–17 for up to 8 weeks and 3% of placebo patients had treatment-emergent anorexia. None of the patients receiving Effexor XR discontinued for anorexia or weight loss. In the placebo-controlled trial for SAD, 22% and 3% of patients aged 8–17 treated for up to 16 weeks with Effexor XR and placebo, respectively, reported treatment-emergent anorexia (decreased appetite). The discontinuation rates for anorexia were 0.7% and 0.0% for patients receiving Effexor XR and placebo, respectively; the discontinuation rates for weight loss were 0.7% for patients receiving either Effexor XR or placebo. **Activation of Mania/Hypomania:** Mania or hypomania has occurred during short-term depression and PD studies. As with all drugs effective in the treatment of MDD, Effexor XR should be used cautiously in patients with a history of mania. **Hypomania:** Hypomania and/or the syndrome of inappropriate antidiuretic hormone secretion (SIADH) may occur with venlafaxine. Consider this in patients who are volume-depleted, elderly, or taking diuretics. **Seizures:** In all premarketing depression trials with Effexor, seizures were reported in 0.3% of venlafaxine patients. Use cautiously in patients with a history of seizures. Discontinue in any patient who develops seizures. **Abnormal Bleeding:** Abnormal bleeding (most commonly ecchymosis) has been reported. **Serum Cholesterol Elevation:** Clinically relevant increases in serum cholesterol were seen in 5.3% of venlafaxine patients and 0.0% of placebo patients treated for at least 3 months in trials. Consider measurement of serum cholesterol levels during long-term treatment. **Interstitial Lung Disease and Eosinophilic Pneumonia:** These have been rarely reported. Consider the possibility of these events in venlafaxine patients who present with progressive dyspnea, cough, or chest discomfort. Such patients should undergo a prompt medical evaluation and should consider discontinuation of venlafaxine. **Use in Patients With Concomitant Illnesses:** Use Effexor XR cautiously in patients with illnesses or conditions that could affect hemodynamic responses or metabolism. Venlafaxine has not been evaluated in patients with recent history of MI or unstable heart disease. Increases in QT interval (QTc) have been reported in clinical studies. Exercise caution in patients whose underlying medical conditions might be compromised by increases in heart rate. In patients with renal impairment or cirrhosis of the liver, the clearances of venlafaxine and its active metabolites were decreased, prolonging the elimination half-lives. A lower dose may be necessary; use with caution in such patients. **Information for Patients**—Prescribers or other health professionals should inform patients, their families, and their caregivers about the benefits and risks associated with treatment with Effexor XR and should counsel them in its appropriate use. A Patient Medication Guide called "Antidepressant Medicines, Depression and Other Serious Mental Illnesses, and Suicidal Thoughts or Actions" is available for Effexor XR. The prescriber or health professional should instruct patients, their families, and their caregivers to read the Medication Guide and should assist them in understanding its contents. Patients should be given the opportunity to discuss the contents of the Medication Guide and to obtain answers to any questions they may have. The complete text of the Medication Guide is available at [www.effexor.com](http://www.effexor.com) or in the approved prescribing information. Patients should be advised of the following issues and asked to alert their prescriber if these occur while taking Effexor XR. **Clinical Worsening and Suicide Risk:** Patients, their families, and their caregivers should be encouraged to be alert to the emergence of symptoms listed in the Medication Guide, especially those that have been observed during antidepressant treatment and when the dose is adjusted up or down. Families and caregivers of patients should be advised to look for the emergence of such symptoms on a day-to-day basis, since changes may be abrupt. Such symptoms should be reported to the patient's prescriber or health professional, especially if they are severe, abrupt in onset, or were not part of the patient's presenting symptoms. Symptoms such as these may be associated with an increased risk for suicidal thinking and behavior and indicate a need for very close monitoring and possibly changes in the medication. Caution patients 1) about operating hazardous machinery, including automobiles, until they are reasonably sure that venlafaxine does not adversely affect their abilities; 2) to avoid alcohol while taking Effexor XR; and 3) about the risk of serotonin syndrome with the concomitant use of Effexor XR and triptans, tramadol, tryptophan supplements, or other serotonergic agents. Patients should be advised to notify their physician 1) if they become pregnant or intend to become pregnant during therapy, or if they are nursing; 2) about other prescription or over-the-counter drugs, including herbal preparations and nutritional supplements they are taking or plan to take; 3) if they develop a rash, hives, or related allergic phenomena; or 4) if they have a history of glaucoma or increased intraocular pressure. **Laboratory Tests**—No specific laboratory tests are recommended. **Drug Interactions—Alcohol:** A single dose of ethanol had no effect on the pharmacokinetics (PK) of venlafaxine or O-desmethylvenlafaxine (ODV), and venlafaxine did not exaggerate the psychomotor and psychometric effects induced by ethanol. **Cimetidine:** Use caution when administering venlafaxine with cimetidine to patients with pre-existing hypertension or hepatic dysfunction and the elderly. **Diagnosis:** A single dose of diazepam did not appear to affect the PK of either venlafaxine or ODV. Venlafaxine did not have any effect on the PK of diazepam or its active metabolite, desmethyldiazepam, or affect the psychomotor and psychometric effects induced by diazepam. **Haloperidol:** Venlafaxine decreased total oral-dose clearance of haloperidol, resulting in a 70% increase in haloperidol AUC. The haloperidol  $Cl_{CR}$  increased 88%, but the haloperidol elimination half-life was unchanged. **Lithium:** A single dose of lithium did not appear to affect the PK of either venlafaxine or ODV. Venlafaxine had no effect on the PK of lithium. **Drugs Highly Bound to Plasma Proteins:** Venlafaxine is not highly bound to plasma proteins; coadministration of Effexor XR with a highly protein-bound drug should not cause increased free concentrations of the other drug. **Drugs That Inhibit Cytochrome P450 Isoenzymes:** CYP2D6 Inhibitors: Venlafaxine is metabolized to its active metabolite, ODV, by CYP2D6. Drugs inhibiting this isoenzyme have the potential to increase plasma concentrations of venlafaxine and decrease concentrations of ODV. No dosage adjustment is required when venlafaxine is coadministered with a CYP2D6 inhibitor. Concomitant use of venlafaxine with drug treatments that potentially inhibit both CYP2D6 and CYP3A4, the primary metabolizing enzymes for venlafaxine, has not been studied. Use caution if drugs include venlafaxine and any agent(s) that produces simultaneous inhibition of these two enzyme systems. **Drugs Metabolized by Cytochrome P450 Isoenzymes:** Venlafaxine is a relatively weak inhibitor of CYP2D6. Venlafaxine did not inhibit CYP1A2 and CYP3A4, CYP2C9 (in vitro), or CYP2C19. **Imipramine:** Venlafaxine did not affect the pharmacokinetics and pharmacodynamics of imipramine. However, desmethylimipramine  $Cl_{CR}$ ,  $C_{max}$ , and  $C_{min}$  increased by 35% in the presence of venlafaxine. The 2-OH-desmethylamino acid increased by 2.5–4.5 fold. Imipramine did not affect the PK of venlafaxine and ODV. **Risperidone:** Venlafaxine slightly inhibited the CYP2D6-mediated metabolism of risperidone to its active metabolite, 9-hydroxyrisperidone, resulting in a ~32% increase in risperidone AUC. Venlafaxine coadministration did not significantly alter the PK profile of the total active moiety (risperidone plus 9-hydroxyrisperidone). **CYP3A4:** Venlafaxine did not inhibit CYP3A4 in vitro and in vivo. **Indinavir:** In a study of 9 healthy volunteers, venlafaxine administration resulted in a 28% decrease in the AUC of a single dose of indinavir and a 36% decrease in indinavir  $C_{max}$ . Indinavir did not affect the PK of venlafaxine and ODV. **CYP1A2:** Venlafaxine did not inhibit CYP1A2 in vitro and in vivo. **CYP2C9:** Venlafaxine did not inhibit CYP2C9 in vitro. In vivo, venlafaxine 75 mg by mouth every 12 hours did not alter the PK of a single 550-mg dose of tolbutamide or the CYP2C9-mediated formation of 4-hydroxy-tolbutamide. **CYP2C19:** Venlafaxine did not inhibit the metabolism of diazepam, which is partially metabolized by CYP2C19 (see Diazepam above). **MAOIs:** See CONTRAINDICATIONS and WARNINGS. **CNS-Active Drugs:** Use caution with concomitant use of venlafaxine and other CNS-active drugs. **Serotonergic Drugs and Triptans (see WARNINGS: Serotonin Syndrome):** Based on the mechanism of action of Effexor XR and the potential for serotonin syndrome, caution is advised when Effexor XR is coadministered with other drugs that may affect the serotonergic neurotransmitter systems, such as triptans, SSRIs, other SNRIs, imazodolans, tramadol, or St. John's wort. If concomitant treatment with Effexor XR with these agents is clinically warranted, the prescriber should be alert to the possibility of serotonin syndrome, particularly during treatment initiation and dose increases. The concomitant use of Effexor XR with triptan supplements is not recommended. **Electroconvulsive Therapy (ECT):** There are no clinical data establishing the benefit of ECT combined with Effexor XR treatment. **Carcinogenesis, Mutagenesis, Impairment of Fertility—Carcinogenesis:** There was no increase in tumors in mice and rats given up to 1.7 times the maximum recommended human dose (MRHD) on a mg/m<sup>2</sup> basis. **Mutagenesis:** Venlafaxine and ODV were not mutagenic in the Ames reverse mutation assay in *Salmonella* bacteria or the CHO/HGPRT mammalian cell forward gene mutation assay. Venlafaxine was not clastogenic in several assays. ODV elicited a clastogenic response in the in vivo chromosomal aberration assay in rat bone marrow. **Impairment of Fertility:** No effects on reproduction or fertility in rats were noted at oral doses of up to 2 times the MRHD on a mg/m<sup>2</sup> basis. **Pregnancy—Teratogenic Effects—Pregnancy Category C:** Reproduction studies in rats given 2.5 times, and rabbits given 4 times the MRHD (mg/m<sup>2</sup> basis) revealed no malformations in offspring. However, in rats given 2.5 times the MRHD, there was a decrease in pup weight, an increase in stillborn pups, and an increase in pup deaths during the first 5 days of lactation when dosing began during pregnancy and continued until weaning. There are no adequate and well-controlled studies in pregnant women; use Effexor XR during pregnancy only if clearly needed. **Nonteratogenic Effects:** Neonates exposed to Effexor XR late in the third trimester have developed complications requiring prolonged hospitalization, respiratory support, and tube feeding. Complications can arise immediately upon delivery. Reports include respiratory distress, cyanosis, apnea, seizures, temperature instability, feeding difficulty, vomiting, hypoglycemia, hypotonia, hypertonia, hyperreflexia, tremor, jitteriness, irritability, and constant crying. This is consistent with a direct toxic effect of SNRIs or a drug discontinuation syndrome. In some cases, it is consistent with serotonin syndrome. When treating a pregnant woman with Effexor XR during the third trimester, carefully consider the potential risks and benefits of treatment and consider tapering Effexor XR in the third trimester. **Labor, Delivery, Nursing**—The effect on labor and delivery in humans is unknown. Venlafaxine and ODV have been reported to be excreted in human milk. Because of the potential for serious adverse reactions in nursing infants from Effexor XR, a decision should be made whether to discontinue nursing or to discontinue the drug, taking into account the importance of the drug to the mother. **Pediatric Use**—Safety and



effectiveness in the pediatric population have not been established (see **BOX WARNING** and **WARNINGS: Clinical Worsening and Suicide Risk**). No studies have adequately assessed the impact of Effexor XR on growth, development, and maturation of children and adolescents. Studies suggest Effexor XR may adversely affect weight and height (see **PRECAUTIONS-General, Changes in Height and Changes in Weight**). Should the decision be made to treat a pediatric patient with Effexor XR, regular monitoring of weight and height is recommended during treatment, particularly if long term. The safety of Effexor XR for pediatric patients has not been assessed for chronic treatment >6 months. In studies in patients aged 6-17, blood pressure and cholesterol increases considered to be clinically relevant were similar to that observed in adult patients. The precautions for adults apply to pediatric patients. **Geriatric Use**—No overall differences in effectiveness or safety were observed between geriatric and younger patients. Greater sensitivity of some older individuals cannot be ruled out. Hyponatremia and SIADH have been reported, usually in the elderly. **ADVERSE REACTIONS: Associated with Discontinuation of Treatment**—The most common events leading to discontinuation in MDD, GAD, SAD, and PD trials included nausea, anorexia, anxiety, impotence, dry mouth, dizziness, insomnia, somnolence, hypertension, diarrhea, paresthesia, tremor, abnormal (mostly blurred) vision, abnormal (mostly delayed) ejaculation, asthenia, vomiting, nervousness, headache, vasodilatation, thinking abnormal, decreased libido, and sweating. **Commonly Observed Adverse Events in Controlled Clinical Trials for MDD, GAD, SAD, and PD—Body as a Whole:** asthenia, headache, flu syndrome, accidental injury, abdominal pain. **Cardiovascular:** vasodilatation, hypertension, palpitation. **Digestive:** nausea, constipation, anorexia, vomiting, flatulence, diarrhea, eructation. **Metabolic/Nutritional:** weight loss. **Nervous System:** dizziness, somnolence, insomnia, dry mouth, nervousness, abnormal dreams, tremor, depression, hypertonia, paresthesia, libido decreased, agitation, anxiety, twitching. **Respiratory System:** pharyngitis, yawning, sinusitis. **Skin:** sweating. **Special Senses:** abnormal vision. **Urogenital System:** abnormal ejaculation, impotence, orgasmic dysfunction (including anorgasmia) in females. **Vital Sign Changes:** Effexor XR was associated with a mean increase in pulse rate of about 2 beats/min in depression and GAD trials and a mean increase in pulse rate of 1 beat/min in SAD trials. (See **WARNINGS-Sustained Hypertension**). **Laboratory Changes:** Clinically relevant increases in serum cholesterol were noted in Effexor XR clinical trials. Increases were duration dependent over the study period and tended to be greater with higher doses. **Other Events Observed During the Premarketing Evaluation of Effexor and Effexor XR—N=6,670.** "Frequent"—events occurring in at least 1/100 patients; "infrequent"—1/100 to 1/1000 patients; "rare"—fewer than 1/1000 patients. **Body as a whole** - Frequent: chest pain, substernal, chills, fever, neck pain; Infrequent: face edema, intentional injury, malaise, monilia, neck rigidity, pelvic pain, photosensitivity reaction, suicide attempt, withdrawal syndrome; Rare: appendicitis, bacteremia, carcinoma, cellulitis. **Cardiovascular system** - Frequent: migraine, postural hypotension, tachycardia; Infrequent: angina pectoris, arrhythmia, extrasystoles, hypotension, peripheral vascular disorder (mainly cool feet and/or cold hands), syncope, thrombophlebitis; Rare: aortic aneurysm, arteritis, first-degree atrioventricular block, bigeminy, bundle branch block, capillary fragility, cerebral ischemia, coronary artery disease, congestive heart failure, heart arrest, hematoma, cardiovascular disorder (mitral valve and circulatory disturbance), mucocutaneous hemorrhage, myocardial infarct, pallor, sinus arrhythmia. **Digestive system** - Frequent: increased appetite; Infrequent: bruxism, colitis, dysphagia, tongue edema, esophagitis, gastritis, gastroenteritis, gastrointestinal ulcer, gingivitis, glossitis, rectal hemorrhage, hemorrhoids, melena, oral monilia, stomatitis, mouth ulceration; Rare: abdominal distention, biliary pain, chelitis, cholecystitis, cholelithiasis, esophageal spasms, duodenitis, hematemesis, gastroesophageal reflux disease, gastrointestinal hemorrhage, gum hemorrhage, hepatitis, ileitis, jaundice, intestinal obstruction, liver tenderness, parotitis, periodontitis, proctitis, rectal disorder, salivary gland enlargement, increased salivation, soft stools, toral discoloration. **Endocrine system** - Rare: galactorrhea, goiter, hyperthyroidism, hypothyroidism, thyroid nodule, thyroiditis. **Hemic and lymphatic system** - Frequent: ecchymosis; Infrequent: anemia, leukocytosis, leukopenia, lymphadenopathy, thrombocytopenia; Rare: basophilia, bleeding time increased, cyanosis, eosinophilia, lymphocytosis, multiple myeloma, purpura, thrombocytopenia. **Metabolic and nutritional** - Frequent: edema, weight gain; Infrequent: alkaline phosphatase increased, dehydration, hypercholesterolemia, hyperglycemia, hyperlipemia, hypoglycemia, hypokalemia, SGOT increased, SGPT increased, thirst; Rare: alcohol intolerance, bilirubinemia, BUN increased, creatinine increased, diabetes mellitus, glycosuria, gout, healing abnormal, hemochromatosis, hypercalcemia, hyperkalemia, hyperphosphatemia, hyperuricemia, hypocholesterolemia, hyponatremia, hypophosphatemia, hypoproteinemia, uremia. **Musculoskeletal system** - Frequent: arthralgia; Infrequent: arthritis, arthrosis, bone spurs, bursitis, leg cramps, myasthenia, tenosynovitis; Rare: bone pain, pathological fracture, muscle cramp, muscle spasms, musculoskeletal stiffness, myopathy, osteoporosis, osteosclerosis, plantar fasciitis, rheumatoid arthritis, tendon rupture. **Nervous system** - Frequent: amnesia, confusion, depersonalization, hypesthesia, thinking abnormal, trismus, vertigo; Infrequent: akathisia, apathy, ataxia, circumoral paresthesia, CNS stimulation, emotional lability, euphoria, hallucinations, hostility, hyperesthesia, hyperkinesia, hypotonia, incoordination, manic reaction, myoclonus, neuralgia, neuropathy, psychosis, seizure, abnormal speech, stupor, suicidal ideation; Rare: abnormal/changed behavior, adjustment disorder, akinesia, alcohol abuse, aphasia, bradykinesia, buccoglossal syndrome, cerebrovascular accident, feeling drunk, loss of consciousness, delusions, dementia, dystonia, energy increased, facial paralysis, abnormal gait, Guillain-Barre syndrome, homicidal ideation, hyperchlorhydria, hypokinesia, hysteria, impulse control difficulties, libido increased, motion sickness, nausea, nervousness, panic reaction, paresis, psychomotor depression, reflexes decreased, reflexes increased, torticollis. **Respiratory system** - Frequent: cough increased, dyspnea; Infrequent: asthma, chest congestion, epistaxis, hyperventilation, laryngismus, laryngitis, pneumonia, voice alteration; Rare: atelectasis, hemoptysis, hypoventilation, hypoxia, larynx edema, pleurisy, pulmonary embolus, sleep apnea. **Skin and appendages** - Frequent: pruritus; Infrequent: acne, alopecia, contact dermatitis, dry skin, eczema, maculopapular rash, psoriasis, urticaria; Rare: brittle nails, erythema nodosum, exfoliative dermatitis, lichenoid dermatitis, hair discoloration, skin discoloration, furunculosis, hirsutism, leukoderma, miliaria, petechial rash, pruritic rash, pustular rash, vesiculobullous rash, seborrhea, skin atrophy, skin hypertrophy, skin striae, sweating decreased. **Special senses** - Frequent: abnormality of accommodation, mydriasis, taste perversion; Infrequent: conjunctivitis, diplopia, dry eyes, eye pain, hyperacusis, otitis media, parosmia, photophobia, taste loss, visual field defect; Rare: blepharitis, cataract, chromatopsia, conjunctival edema, corneal lesion, deafness, exophthalmos, eye hemorrhage, glaucoma, retinal hemorrhage, subconjunctival hemorrhage, keratitis, labyrinthitis, miosis, papilledema, decreased pupillary reflex, otitis externa, scleritis, uveitis. **Urogenital system** - Frequent: prostatic disorder (prostatitis, enlarged prostate, and prostate irritability), urination impaired; Infrequent: albuminuria, amenorrhea, cystitis, dysuria, hematuria, kidney calculus, kidney pain, leukorrhea, menorrhagia, metrorrhagia, nocturia, breast pain, polyuria, pyuria, urinary incontinence, urinary retention, urinary urgency, vaginal hemorrhage, vaginitis; Rare: abortion, anuria, balanitis, bladder pain, breast discharge, breast engorgement, breast enlargement, endometriosis, female lactation, fibrocystic breast, calcium crystalluria, cervicitis, orchitis, ovarian cyst, prolonged erection, gynecomasia (male), hypomenorrhea, kidney function abnormal, mastitis, menopause, pynelonephritis, oliguria, salpingitis, urethralis, uterine hemorrhage, uterine spasm, vaginal, myny, vaginitis. **Postmarketing Reports:** agranulocytosis, aplastic anemia, aplastic anemia, congenital anomalies, CPK increased, deep vein thrombophlebitis, delirium, EKG abnormalities such as QT prolongation; cardiac arrhythmias including atrial fibrillation, supraventricular tachycardia, ventricular extrasystoles, and rare reports of ventricular fibrillation and ventricular tachycardia, including torsades de pointes; epidermal necrosis/Stevens-Johnson syndrome, erythema multiforme, extrapyramidal symptoms (including dyskinesia and tardive dyskinesia), angle-closure glaucoma, hemorrhage (including eye and gastrointestinal bleeding), hepatic events (including GGT elevation; abnormalities of unspecified liver function tests; liver damage, necrosis, or failure; and fatty liver), interstitial lung disease, involuntary movements, LDI increased, neuroleptic malignant syndrome-like events (including a case of a 10-year-old who may have been taking methylphenidate, was treated and recovered), neuroleptia, night sweats, pancreatitis, pancytopenia, panic, prolactin increased, renal failure, rhabdomyolysis, serotonin syndrome, shock-like electrical sensations or tinnitus (in some cases, subsequent to the discontinuation of venlafaxine or tapering of dose), and SIADH (usually in the elderly). Elevated doxapine levels that were temporally associated with adverse events, including seizures, have been reported following the addition of venlafaxine. Increases in prothrombin time, partial thromboplastin time, or INR have been reported when venlafaxine was given to patients on warfarin therapy. **DRUG ABUSE AND DEPENDENCE:** Effexor XR is not a controlled substance. Evaluate patients carefully for history of drug abuse and observe such patients closely for signs of misuse or abuse. **OVERDOSAGE:** The most commonly reported events in overdose include tachycardia, changes in level of consciousness (ranging from somnolence to coma), mydriasis, seizures, and vomiting. Electrocardiogram changes (eg, prolongation of QT interval, bundle branch block, QRS prolongation), ventricular tachycardia, bradycardia, hypotension, rhabdomyolysis, vertigo, liver necrosis, serotonin syndrome, and death have been reported. Published retrospective studies report that venlafaxine overdose may be associated with an increased risk of fatal outcomes compared to that observed with SSRI antidepressant products, but lower than that for tricyclic antidepressants. Epidemiological studies have shown that venlafaxine-treated patients have a higher pre-existing burden of suicide risk factors than SSRI-treated patients. The extent to which the finding of an increased risk of fatal outcomes can be attributed to the toxicity of venlafaxine in overdose as opposed to some characteristic(s) of venlafaxine-treated patients is not clear. Treatment should consist of those general measures employed in the management of overdose with any antidepressant. Ensure an adequate airway, oxygenation and ventilation. Monitor cardiac rhythm and vital signs. General supportive and symptomatic measures are also recommended. Induction of emesis is not recommended. Gastric lavage with a large bore orogastric tube with appropriate airway protection, if needed, may be indicated if performed soon after ingestion or in symptomatic patients. Activated charcoal should be administered. Due to the large volume of distribution of this drug, forced diuresis, dialysis, hemoperfusion, and exchange transfusion are unlikely to be of benefit. No specific antidotes for venlafaxine are known. In managing overdose, consider the possibility of multiple drug involvement. Consider contacting a poison control center for additional information on the treatment of overdose. Telephone numbers for certified poison control centers are listed in the Physicians' Desk Reference® (PDR). **DOSE AND ADMINISTRATION:** Consult full prescribing information for dosing instructions. **Switching Patients to or From an MAOI**—At least 14 days should elapse between discontinuation of an MAOI and initiation of therapy with Effexor XR. At least 7 days should be allowed after stopping Effexor XR before starting an MAOI (see **CONTRAINDICATIONS** and **WARNINGS**). This brief summary is based on Effexor XR Prescribing Information W10404027, revised May 2007.

# Take a closer look at Dialogues

Time to Talk™

**Dialogues** is a unique patient support and education program that is designed to help you foster successful therapy

**Dialogues** offers patients access to a call center to speak with a health care provider for patient support and education to reinforce your efforts

**Dialogues** supplies feedback and updates about these patient calls to you, their physician

Encourage your **EFFEXOR XR** patients to enroll in **Dialogues** by calling 866-313-3737 — and you can visit [mddpatientsupport.com](http://mddpatientsupport.com)

- The most common adverse events reported in EFFEXOR XR short-term placebo-controlled MDD, generalized anxiety disorder (GAD), social anxiety disorder (SAD), and/or panic disorder (PD) trials (incidence ≥10% and ≥2x that of placebo) were anorexia, asthenia, constipation, dizziness, dry mouth, ejaculation problems, impotence, insomnia, nausea, nervousness, somnolence, and sweating.



**The change they deserve.**

Please see brief summary of Prescribing Information on adjacent pages.

**Wyeth®** © 2007, Wyeth Pharmaceuticals Inc., Philadelphia, PA 19101 206299-01



**CLINICAL UPDATES IN  
NEUROPSYCHIATRY****507 News From the Field of  
Neuroscience**

- ***Bipolar Disorder-Substance Use Comorbidity Among Adolescents Associated with Host of Other Problems***
- ***Early Childhood Inventory-4 Effective Tool for Screening for Autism Spectrum Disorder***
- ***Social Anxiety Disorder Prevalent in Patients with Multiple Sclerosis***
- ***FDA Approves Pregabalin for the Treatment of Fibromyalgia***

**PEARLS IN CLINICAL  
NEUROSCIENCE****512 5-HT<sub>2A</sub>: Its Role in Frontally  
Mediated Executive Function and  
Related Psychopathology**

*Dan J. Stein, MD, PhD, University of Cape Town; Sian Hemmings, PhD, University of Stellenbosch; Hanlie Moolman-Smook, PhD, University of Stellenbosch; and Kurt Audenaert, MD, PhD, University of Gent*

**CME QUIZ****557 The quiz is CME-accredited by  
the Mount Sinai School of Medicine  
for 3.0 credit hours.**


Founded in 1996, *CNS Spectrums* is indexed in the *Index Medicus* database and is available on MEDLINE under the citation *CNS Spectr.* *CNS Spectrums* is also distributed to all CIMP members and is accredited for international CME by EACIC.

For editorial inquiries, please fax us at 212-328-0600 or e-mail José Ralat at [jrr@mbllcommunications.com](mailto:jrr@mbllcommunications.com). For bulk reprint purchases, please contact Christopher Naccari at [cdn@mbllcommunications.com](mailto:cdn@mbllcommunications.com).

*CNS Spectrums'* editorial mission is to address relevant neuropsychiatric topics, including the prevalence of comorbid diseases among patients, and original research and reports that emphasize the profound diagnostic and physiologic connections made within the neurologic and psychiatric fields. The journal's goal is to serve as a resource to psychiatrists and neurologists seeking to understand and treat disturbances of cognition, emotion, and behavior as a direct consequence of central nervous system disease, illness, or trauma.

This month's issue of *CNS Spectrums*, as well as a host of educational resources, enduring materials, and archived issues, is available at [www.cnsspectrums.com](http://www.cnsspectrums.com).





**FIGHT  
BECAUSE THE STAKES  
ARE HIGH**

Too many times I've seen how quickly the devastating effects of bipolar disorder can impact my patients' lives—and the damage that each episode can cause.

Families torn apart.  
Careers ravaged.  
Relationships destroyed.

The stakes are high.

As a doctor, I fight every day to make sure that bipolar disorder will not win out.

OL36807A 0206 ©2006, ELI LILLY AND COMPANY.  
ALL RIGHTS RESERVED.

*Lilly*