

The Journal of Laryngology and Otology

EDITED BY
G. H. BATEMAN

ASSISTANT EDITOR
LIONEL TAYLOR

Contents

Current thoughts on combined approach tympanoplasty. Part I. Indications and preoperative assessment	G. D. L. SMYTH, A. G. KERR and R. J. GOODEY	205
Binaural advantages in hearing of speech	N. W. MacKEITH and R. R. A. COLES	213
Auditory evoked responses. The basis for a promising objective audiometric test	OLAF HENRIKSEN, M. NASSER KOTBY and ALTAN KAYAN	233
Clinical use of ear impedance measurements	INGMAR KLOCKHOFF	243
Trans septal approach for Vidian neurectomy	N. L. MINNIS and A. W. MORRISON	255
Mucoepidermoid carcinoma of the larynx	KEITH THOMAS	261
Localized forms of rhinoscleroma	ADLY YASSIN, R. BADRAWY and M. MOKHTAR	269
Clinical records—		
Deafness due to Waldenstrom macroglobulinaemia	A. M. AFIFI and SAYED TAWFEK	275
Acute deafness associated with depoprogesterone	S. L. SELLARS	281
Use of grommets in 'glue' ears	N. SHAH	283
Metastatic tumours of the tonsil	S. L. SELLARS	289
Unilateral cervical thymic cyst	P. RATNESAR	293
General notes		299

Headley Brothers Ltd

Ashford, Kent

Annual Subscription £8 net, U.S.A. \$23

Monthly, £1 net, post free

The Journal of Laryngology and Otology

(FOUNDED in 1887 by MORELL MACKENZIE and NORRIS WOLFENDEN)

EDITED BY

G. H. BATEMAN

ASSISTANT EDITOR

LIONEL TAYLOR

1. Original articles which have not been published elsewhere are invited and should be sent to the Editor. They are considered for publication on the understanding that they are contributed to this *Journal* solely. Reproduction elsewhere, in whole or in part, is not permitted without the previous written consent of the Author and Editor and the customary acknowledgement must be made.

2. Manuscripts should be typewritten, on one side only of the paper, and well spaced. Captions to illustrations should be typed on a separate sheet and sent at the same time as original photographs, etc.

The Harvard system of recording references should be used, e.g. GREEN, C., and BROWN, D. (1951), *Journal of Laryngology and Otology*, 65, 33. The titles of all Journals should be given without abbreviation.

It is most important that authors should verify personally the accuracy of every reference before submitting a paper for publication.

3. Galley proofs and engraver's proofs of illustrations are sent to the author. Corrections, which should be kept to a minimum, must be clearly marked, and no extra matter added. Proofs should be returned within 5 days.

4. Illustration blocks will normally be held by the Printers for three years, after which they will be destroyed. Any author is entitled to have these returned to him, but a request for this must be sent within three years of the appearance of the article, to HEADLEY BROTHERS LTD., The Invicta Press, Ashford, Kent. Coloured illustrations will be charged to authors, unless a special grant is authorized by the Editor.

5. Orders for reprints must be sent when returning galley proofs, and for this purpose special forms are supplied.

6. Editorial communications may be addressed to THE EDITOR, *Journal of Laryngology*, c/o HEADLEY BROTHERS LTD., The Invicta Press, Ashford, Kent.

7. The annual subscription is £8 (eight pounds sterling) post free; U.S.A. \$23 post free, and payable in advance.

8. Single copies of current or back numbers (when available) will be on sale at £1 (including postage) each.


9. All subscriptions, advertising and business communications should be sent to the publishers, or subscription agents.

HEADLEY BROTHERS LTD.

The Invicta Press, ASHFORD, Kent.

© *Journal of Laryngology and Otology Ltd.*, 1971

Thought reader!!



With the complex tests that are being done today clinical audiometry can become altogether too complicated.

By switching only one knob, the model 103 Clinical Audiometer will do the thinking for you, and enable you to select up to 18 different functions:

- Pure Tone Air Conduction
- Pure Tone Bone Conduction
- Narrow Band Masking
- Wide Band (White Noise) Masking
- Alternative Binaural Loudness Balance
- Simultaneous Binaural Loudness Balance
- Speech, Live Voice
- Speech, Recorded
- Speech with Masking
- SISI Test
- Lüscher DL Test
- Audiometer Weber Test
- SAL Test
- Rainville Test
- Shifting Voice
- Stenger Test
- Modified Stenger Test
- Tone Decay Test

The model 103 is functional engineering with the operator in mind. We believe the audiometer should do the thinking ... and this one does just that.


**To: Amplivox Hearing Conservation Ltd.,
Beresford Avenue, Wembley, Middlesex.
Tel: 01-902 8991**

Name _____

Address _____

- Please send demonstrator
 Please send leaflet

JLO 3/71



PETERS CLINIC AUDIOMETERS AND BÉKÉSY
ARE THE IDEAL TOOLS FOR MORE ADVANCED AUDIOMETRY

The Audiometers offer :

- Two continuously variable attenuators accurate to 1 db.
- SISI Test (built-in) and automatic alternate loudness balance switching.
- Maximum attenuation of 120 db for loudness discomfort level tests.
- Narrow band SYNCHRONOUS masking (a new semi-automatic masking technique).
- Full speech test facilities with white noise masking.
- Plug-in circuit boards and operator output checks.
- Conversion to a true BÉKÉSY AUDIOMETER at will.
- Extra features not listed are offered by the AP/6 compared to the AP/5 AUDIOMETER.

write for full details to:

ALFRED PETERS AND SONS LTD
GELL STREET SHEFFIELD 3

Please mention *The Journal of Laryngology and Otology* when replying to advertisements

In hospital and after...

Floxapen

simplifies antibiotic treatment

Floxapen, like Orbenin* (cloxacillin B.P.), is active against virtually all staphylococci, streptococci and pneumococci, irrespective of their sensitivity to other antibiotics. However, it is simpler to use than Orbenin, the established first-line treatment for Gram-positive infections in hospitals, because :


The standard dose, orally or by injection, is only 250 mg. q.i.d.

Equivalent serum levels are obtained by either route.

Transfer from injectable to oral therapy may be justified at an earlier stage of treatment.

Floxapen also offers the penicillin advantages of low toxicity and bactericidal action.

For outpatient treatment, Floxapen is ideal ; its simple oral dosage and minimal side-effects encourage patients to follow the correct dosage and to complete the course of therapy.



Indications: Infections due to sensitive Gram-positive organisms.

Dosage: Oral and Intramuscular :
Adults : 250 mg. q.i.d.
Children : 2-10 years—half adult dose ;
Under 2 years—quarter adult dose.

Oral doses should be taken one hour before meals. In severe infections dosages may be increased if required.

Availability: Capsules (black/caramel) and Vials, each containing 250 mg. flucloxacillin.

Contra-indications: Penicillin hypersensitivity. Subconjunctival injection.

Side-effects: As with other penicillins.

Further information is available on request.

Floxapen

flucloxacillin *simplifies antibiotic treatment*



Floxapen* (flucloxacillin) is a product of British research at

Beecham Research Laboratories, Brentford, England

<http://www.beecham.com> originators of the new penicillins Cambridge University Press

*regd





1861

Prosper Meniere described the syndrome which has ever since borne his name: recurrent paroxysms of vertigo, usually associated with nausea and at times vomiting, occurring in association with tinnitus and with progressive hearing loss in the affected ear.

Meniere's Syndrome has proved difficult to treat because its patho-physiology has long been imperfectly understood. Drug therapy to date has afforded, at best, incomplete relief of symptoms.

Several controlled studies¹⁻³ already attest to the successful use of Serc in controlling the symptoms of Meniere's Syndrome. In one double-blind crossover study², Serc was compared with placebo in 16 patients with Meniere's Syndrome. The trial lasted for 8 weeks. Statistical analysis of results showed that Serc achieved a significant ($P < 0.01$) reduction in vertigo, nausea, nystagmus, headache, tinnitus and Romberg's sign. The author concluded that Serc is "... an effective agent for the symptomatic treatment of Meniere's Syndrome. No side-effects were observed with either the active drug or the placebo ..."

1 *Clin. Med.* (1967) 74:41 2 *J. Amer. med. Ass.* (1966) 196:187 3 *Int. Surg.* (1970) 53:2+ 4 *Angiology* (1965) 16:6++ 5 *Arch. Otolaryng* (1967) 86:610 6 *Clin. Med.* (1967) 74:63 7 *E.E.N.T. Dig.* (February 1968) 47 8 *Eye, Ear, Nose, Throat Monthly* (1967) 46:891
Serc is supplied as tablets containing 8 mg. betahistine dihydrochloride, in bottles of 100.

1971

Now comes SERC: a new drug offering comprehensive treatment and unrelated to the drugs currently used for the symptomatic relief of Meniere's Syndrome.

Besides having a decisive effect on relieving vertigo, Serc has been found to diminish tinnitus over a period of time, and it may also arrest hearing loss.

serc[®] the first specific treatment
for Meniere's Syndrome

Further information is available on request.

duphar DUPHAR LABORATORIES LIMITED BASINGSTOKE HANTS. TEL 0256 26351 
PHILIPS-DUPHAR (IRELAND) LIMITED RAINSFORD STREET DUBLIN 8 TEL DUBLIN 754271

Oto-, Rhino-, Laryngology

*Important, up-to-date, and scientifically accurate abstracts
of reports from the world's biomedical literature dealing with
Oto-, Rhino-, Laryngology
are brought to your desk in this monthly publication.*

First published in 1948,

Oto-, Rhino-, Laryngology currently contains some 4,750 abstracts each year.

MAIN CHAPTER HEADINGS

- | | |
|------------------------------------|--------------------------------------|
| 1. SKULL | 16. NASOPHARYNX |
| 2. FACE AND LIPS | 17. NASAL SINUSES |
| 3. MOUTH | 18. EXTERNAL EAR |
| 4. TONGUE | 19. MIDDLE EAR |
| 5. SALIVARY GLANDS | 20. INTERNAL EAR |
| 6. NECK | 21. OTOSCLEROSIS |
| 7. PHARYNX | 22. MENIERE DISEASE |
| 8. ESOPHAGUS | 23. FACIAL NERVE |
| 9. LARYNX | 24. VESTIBULAR SYSTEM |
| 10. TRACHEA | 25. CEREBELLOPONTINE
ANGLE TUMORS |
| 11. BRONCHI, LUNGS,
MEDIASTINUM | 26. HEARING |
| 12. OLFACTORY SYSTEM | 27. SPEECH |
| 13. EXTERNAL NOSE | 28. PHONIATRICS |
| 14. NASAL CAVITY | 29. ANESTHESIA |
| 15. NASAL SEPTUM | |

Specimen copies are available on request.

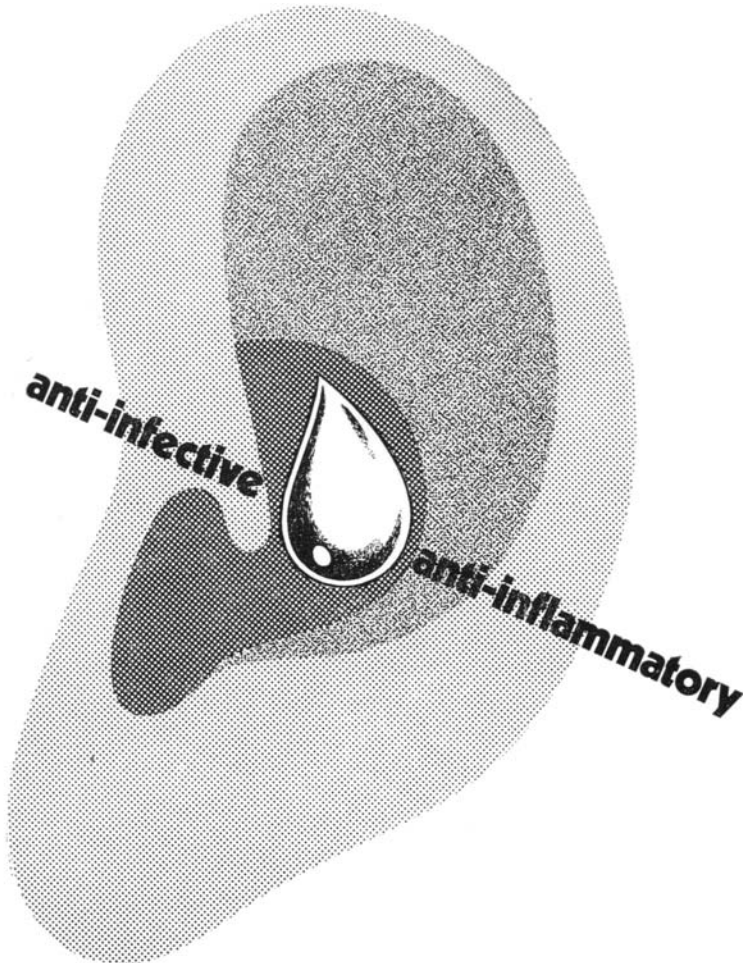
Annual Subscription Rate:

U.S. \$50.00/£20. 19. 0d. Sterling/Dfl. 180,00

EXCERPTA MEDICA

Herengracht 119-123, Amsterdam, The Netherlands

Please mention *The Journal of Laryngology and Otology* when replying to advertisements



the drop that soothes and clears infected ears

soothes by reducing inflammation with hydrocortisone
clears by rapidly destroying virtually all bacteria commonly
found in ear infections

*
OTOSPORIN drops contain polymyxin B sulphate, neomycin sulphate
and hydrocortisone in a bland suspension designed to facilitate penetration.
Supplied in dropper bottles of 5 ml. Full information is available on request.

*Trade Mark

OTOSPORIN



Burroughs Wellcome & Co.
(The Wellcome Foundation Ltd.) Dartford, Kent

Please mention *The Journal of Laryngology and Otology* when replying to advertisements

THE LARYNGOSCOPE

A Monthly Journal
devoted to the disease of
EAR, NOSE AND THROAT

*Official organ for the American Laryngological
Rhinological and Otological Society*

Price \$24.00 per year Canada \$25.00 per year
Foreign \$25.00 per year

ESTABLISHED 1896

THEODORE E. WALSH, M.D.
EDITOR

222 PINE LAKE ROAD, COLLINSVILLE,
ILLINOIS 62234

For advertisement space in this Journal

apply to

HEADLEY BROTHERS LTD.

Ashford, Kent

Please mention *The Journal of Laryngology and Otology* when replying to advertisements



the complete de-bugging device

clears both fungi and bacteria in ear infections

Candida albicans and *Aspergillus niger* are isolated in over 20 per cent of cases of otitis externa, and if high success rates are to be achieved treatment must take account of this. Otoseptil[®] ear drops employs a very broad-spectrum attack with efficient anti-inflammatory action.

The new antibiotic ester—neomycin undecylenate—provides potent dual bactericidal and antifungal activity.

Tryrothricin (containing gramicidin and tyrocin) effectively eliminates resistant Gram-positive cocci, while Hydrocortisone alcohol exerts its characteristic anti-inflammatory action. Rapid tissue contact is ensured by the penetrant Ethylene oxide polyoxypropylene glycol condensate, which is incorporated in the clear liquid ear drop.

For pain relief, AUDAX[®] ear drops may be used concomitantly with Otoseptil[®] ear drops because they are completely miscible and compatible.

Full information is available on request.

[®] Registered trade marks

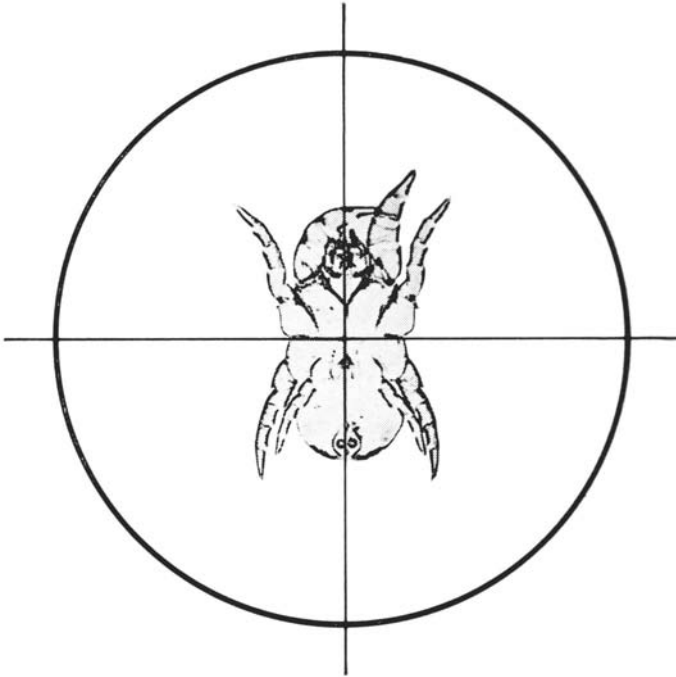
Otoseptil

ear drops




Napp Laboratories Limited,
Watford WD2 7RA England

Please mention *The Journal of Laryngology and Otology* when replying to advertisements



you always knew
the house dust mite
was the target...

**unfortunately, you didn't have a
bullet to fire-until now !**



The house dust mite (*Dermatophagoides* sp.) has been known as an important factor in house dust allergy for some time now. With the aid of the Dome glycerinated extract of house dust mite, many doctors have shown that allergic symptoms, of

previously unknown cause in some patients, may in fact be due to the house dust mite.

For the first time, it is now possible to offer these patients a course of hyposensitisation using . . .

mite fortified house dust

an addition to the range of

Allpyral

allergen extracts

Full information is available on request

All Dome therapeutic
Allergens conform to
T S. Regulation Standards.



DOME LABORATORIES, DIVISION OF MILES LABORATORIES LTD
STOKE COURT, STOKE PAGES, SLOUGH, BUCKS. TEL: FARNHAM COMMON 2151



ALLPYRAL is a trademark
DM 393