

Cambridge Primary Path

Foundation

Student's Book

Kim Milne



CAMBRIDGE
UNIVERSITY PRESS



Where do wild animals belong?

- Talk** about wild animals.
- Learn** to participate actively.
- Identify** questions and exclamations.
- Make** animal masks.
- Play** a board game.

Where do these animals live?



What are their favorite foods?


Which one is your favorite?






5.1


1 5.1 Watch the video. Number the animals in the order they appear.




elephant



zebra



dolphin



octopus

Key Words 1

- zebra
- land
- elephant
- octopus
- ocean
- dolphin

2 5.1 Watch again. Complete the graphic organizer in the Activity Book.

Reading Strategy: Visualizing

1  5.2 Listen, point, and repeat.



crocodile



parrot




penguin



blue whale



brown bear




panda

2  5.3 Listen to three animal sounds. Guess the animals.

3  5.4 Listen and visualize the animal. What is it?

4  5.5 Listen, visualize the animal, and draw it.



Which animals
in the pictures
are wild?

Remember to raise
your hand to speak.



Key Words 2



teeth



tail



beak



jungle



claw




fur

Top Five Wild Animals



Look! These are my top five wild animals!

#5 Crocodile
Crocodiles live on land and in water. They have big **teeth** and a long **tail**. Their favorite foods are fish, frogs, and birds.



teeth



tail



beak

#4 Parrot
Parrots have **beaks** and feathers. Their favorite foods are fruit and insects. They live in the **jungle**. What color are they?



jungle



They are blue, red, green, yellow, orange, and white!

Top Five Wild Animals



But this giant has no teeth!

#3 Blue Whale

Blue whales live in the ocean. They're very, very, very big—as big as three school buses!

#2 Brown Bear

Brown bears live in the forest. Their favorite foods are plants and small animals.

They have long **claws**.



claws

#1 Panda

This is my number one wild animal, the giant panda! Giant pandas are bears, too! But their favorite food is bamboo. Pandas have black and white **fur**. They live in the forest.



fur

bamboo



What are they?

Think

Which animals walk on four legs?

They're baby pandas. They're so cute.


1 Match the animals to their homes.




brown bear



parrot



blue whale



forest



ocean



jungle

2 5.7 5.8 Read and listen to the text again. Mark ✓ the correct answer.

a teeth		b fur	

3 5.9 **Key Words 3** Listen and repeat. Label the pictures *F* (feathers) or *I* (insects).



4 Visualize an imaginary animal made up of two wild animals. Draw it and name it.



panda + penguin = panguin

It's a panda and a penguin. It's a panguin!



Where does your favorite wild animal live?

Grammar: Verb to be: Wh- Questions

What color are they? They are black and white.
 What are they? They're baby pandas.

1 Listen to the chant. Mark ✓ the correct picture.




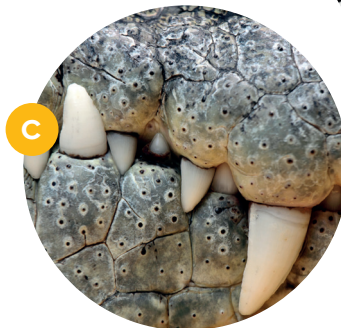

2 Listen again and match.

- | | |
|------------------------|--|
| 1 What are they? | a They're red, yellow, green, white, and blue. |
| 2 What color are they? | b They're in the zoo. |
| 3 Where are they? | c They're parrots. |

3 Look and guess. What are they?

What are they?

They're claws.



Time to Talk!

Guess the Animals

Describe your favorite animal.

They have big feet. They're gray or brown.
 They live on land. What are they?

Elephants.

1  5.11 Listen, point, and repeat.



queen



sun



fish



jar



goat



ring

2  5.12 Listen and say the chant.

Look! A queen, a queen, a queen,
Sitting in the sun, the sun, the sun.
She is having fun!

Look! A fish, a fish, a fish,
Swimming in a jar, a jar, a jar.
It can't swim very far!

Look! A goat, a goat, a goat,
With a golden ring, a ring, a ring.
See how it can sing!



3  5.13 Listen and complete the words with *q*, *s*, *f*, *j*, *g*, or *r*.

a I have a big white ___abbit.

b Please, close the ___ate.

c Let's sing a ___ong.

d The fish moves its ___ins.

e Sharks have big ___aws.

f This is a difficult ___uiz.

Oracy Skill: Participating Actively



1 5.2 5.14 Watch and mark ✓ what they agree to do.



draw pictures



play with dolls



play charades

2 5.14 Listen again. Circle the phrases you hear.

- Let's ...!
- OK!
- Please.
- Yes!

Let's Practice Oracy!

- 1 Form pairs.
.....
- 2 Look at the activities in **Oracy Time!**
.....
- 3 Agree on an activity to do together.

Oracy Time!



ride bikes



play soccer



play with marbles



jump rope

Check Your Oracy!

1 I participated.	Yes / No
2 I used the cue card.	Yes / No
3 I listened to my partner.	Yes / No

Learn to Write: Identify Questions and Exclamations

What's your favorite animal? Happy Birthday!

1 Point to the question marks (?) and exclamation points (!) in the photos. Write them in the boxes.

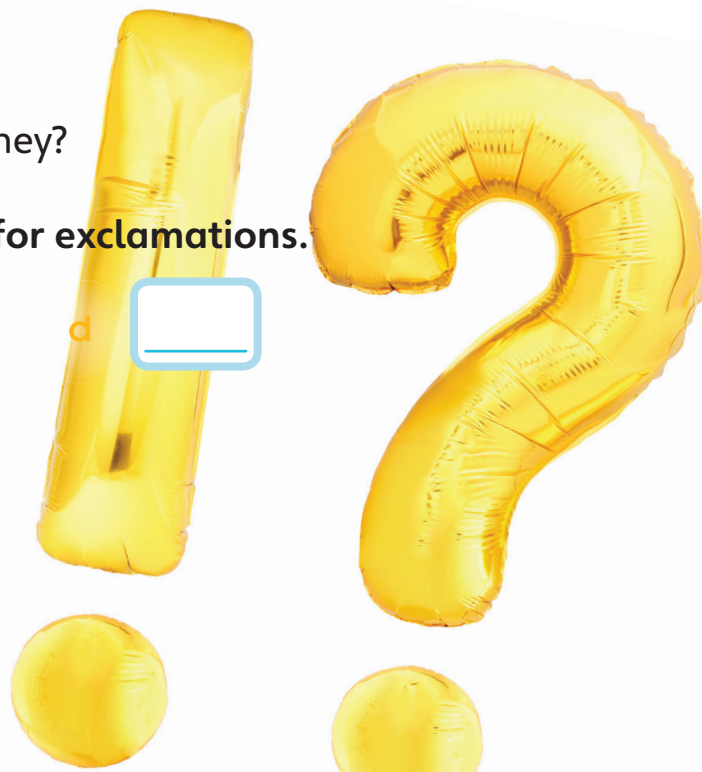


2  5.15 Listen and repeat.

- a Is it a parrot? c Let's play!
- b Hello! d What color are they?

3  5.16 Listen. Write ? for questions or ! for exclamations.

- a
- b
- c
- d



 Time to Talk!

Don't Stop!

Sit in a circle. Take turns saying an exclamation or a question.

A: How old are you?

B: What's your name?

C: Come!

1  5.17 **Key Words 4** Listen, point, and repeat.




rabbit



moon



snake



tongue






sun



stars

2  5.18 Listen and number the pictures.

3 Draw suns , stars , flowers , and  hearts on the animals.




 **Time to Talk!**

In pairs, give each other instructions.



 Draw two hearts.

Remember to take turns.



Grammar: Verb to be: Yes/No Questions

Are Ketzi and the little rabbit near the stars? **Yes, they are.** / **No, they aren't.**

- 1  5.21 Listen and circle *Yes* or *No*.
 a Yes / No b Yes / No c Yes / No d Yes / No
- 2  5.21 Listen again and answer *Yes, they are* or *No, they aren't*.

Are zebras black and white?

Yes, they are.


- 3 Look at the pictures and ask questions starting with *Are they ...?*

Are they in the jungle?


No, they aren't.
They're in the forest.



1  5.22 Listen, point, and repeat.



nose



eyes




legs



ears




wings





feet

2 Which animals can you see in the pictures? Guess.



It's a bear!



3  5.23 Listen and number the animals.

Participating Actively 

- 1 Form groups.
- 2 Choose an animal to imitate.
- 3 Take turns imitating the animal.
- 4 Remember to participate actively using *Let's ... !*
- 5 Complete **Check Your Oracy!** on Activity Book page 97.

Let's be butterflies!

  Where do the animals in the pictures live?
The frog lives on land and in water.

How can we describe a wild animal?

Your challenge is to describe a wild animal.

- 1 **Choose** your favorite wild animal.
- 2 **Make** a mask of your wild animal.
- 3 **Think** of things to say about your animal: body parts, habitat, color, favorite food, etc.
- 4 **Present** your animal to the class.

I am a lion. Look! I have big claws. I live on land.



Where do wild animals belong?

Look back through the unit and share your ideas.



AB pages 97–99

SPEAKING MISSION

Play a board game.

Before Your Mission

1 5.24 Listen, point, and repeat.



board game



dice



game piece



square



lose



win

2 Look, read, and number.

1 board game 2 square 3 game piece



Time to Talk!

Play Animal Charades.

Grrr ...

Are you a tiger?

Yes, I am!

During Your Mission

3 5.25 Listen. What are the girls doing?

4 Play the Animal Game. One, two, three. It's a dolphin.



Key Language

You start.
 Throw the dice.
 It's my turn.
 It's your turn.
 I win!

Where do the animals in the game belong?

